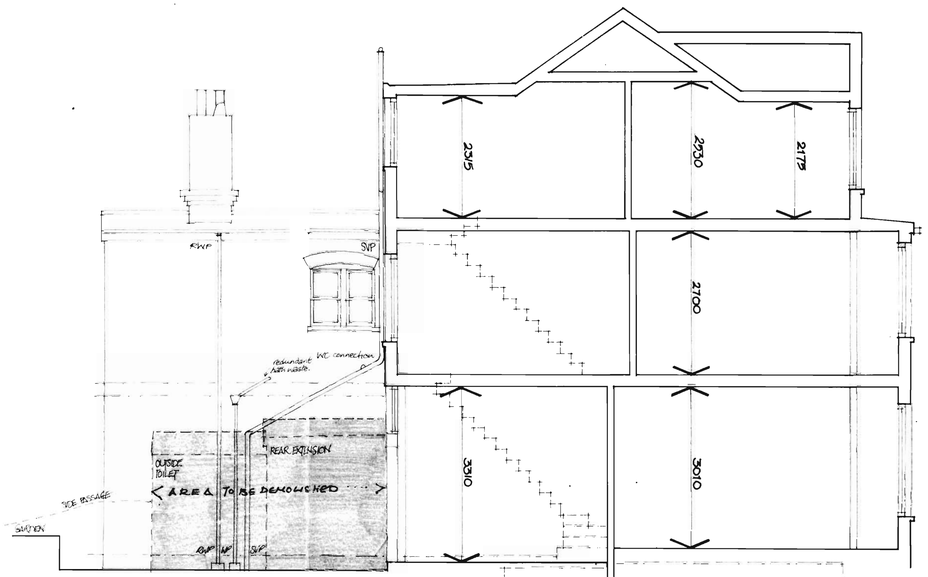

SIDE ELEVATION

SECTION A A



FRONT ELEVATION

REAR ELEVATION.



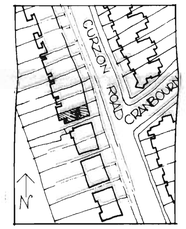

Haringey
ARCHITECTURE

BOROUGH ARCHITECTS SERVICE
Hornsey Town Hall London N8 9JJ
Telephone 01-340 8031 Ext
01-340 3288 Ext
Borough Architect Alan Weitzel RIBA

HOUSING REHABILITATION SP 290 15 CURZON ROAD

MEASURED SURVEY ELEVATIONS + SECTION.

Drawn by Susan E M Harrison

Checked by

Scale 1:50

Date FEB '83

Drawing no T5 2265 S02

APPLICATION TO TOWN PLANNING.
February 1983

KEY
— alterations to ex building.

Verify all dimensions and levels. Do not scale

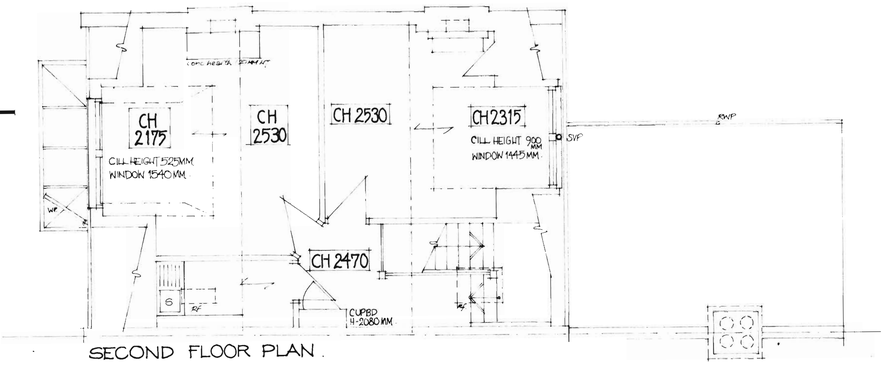

SECOND FLOOR PLAN

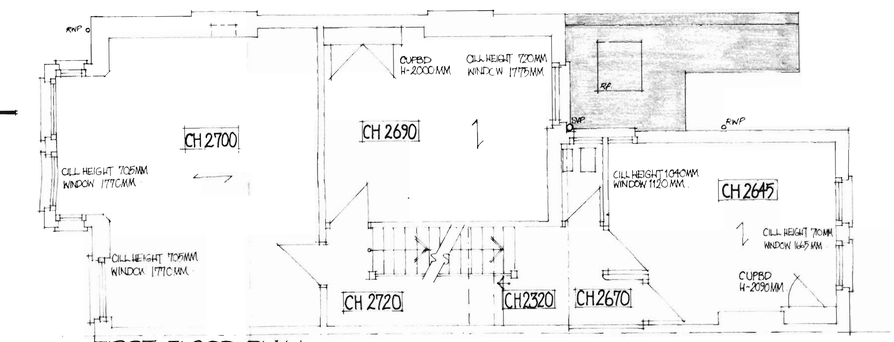

FIRST FLOOR PLAN

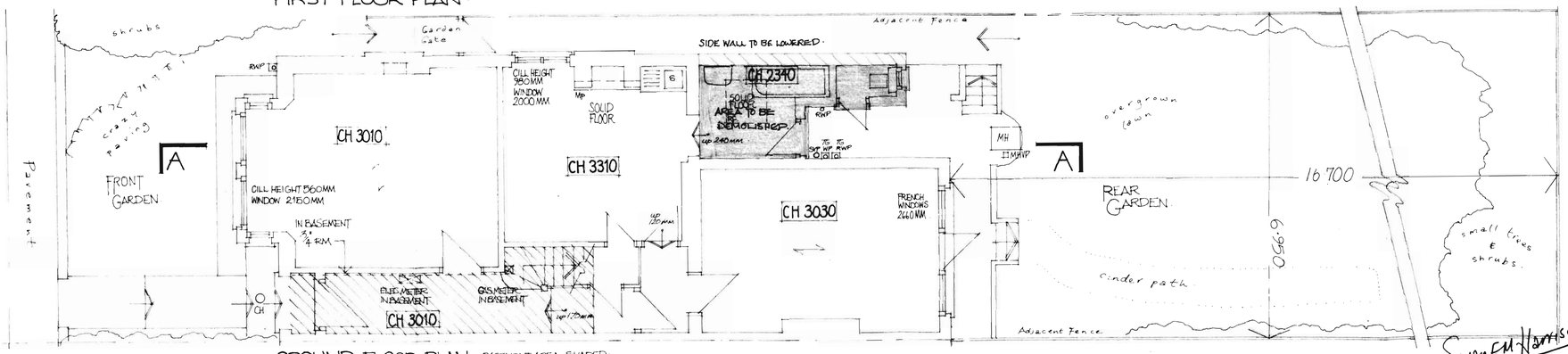

GROUND FLOOR PLAN ~BASEMENT AREA SHADED~



Susan E.M. Harrison

APPLICATION TO TOWN PLANNING
February 1983

KEY
— alterations to ex. building.

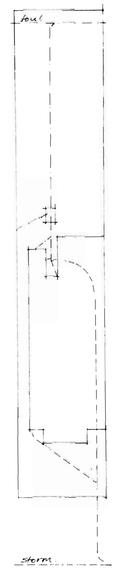

1:200

1:1250

KEY

CILL WINDOW HEIGHTS ~ DIMENSIONS REFER TO STRUCTURAL OPENING SIZES.

CH ~ FLOOR TO CEILING HEIGHT.
CH ~ COAL HOLE
MH ~ MAN HOLE
MHVP ~ MAN HOLE VENT PIPE
SVP ~ SOIL VENT PIPE
RWP ~ RAIN WATER PIPE
WP ~ WASTE PIPE
TG ~ TRAPPED GULLY
S ~ SINK
RF ~ ROOFLIGHT
MS ~ MANTELPIECE
RM ~ RISING MAIN
⟷ DIRECTION OF JOISTS

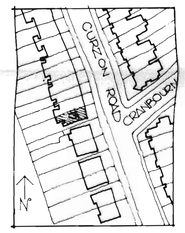

Haringey
ARCHITECTURE

BOROUGH ARCHITECTS SERVICE
Hornsey Town Hall London N8 9JJ
Telephone 01-340 8021 Ext
01-340 3288 Ext
Borough Architect Alan Weitzel RIBA

HOUSING REHABILITATION SP 290 15 CURZON ROAD

MEASURED SURVEY PLANS

Drawn by	
Checked by	
Scale	1:50
Date	FEB '83
Drawing no	T5 2265 S01

Verify all dimensions and levels. Do not scale

(1) SPACE IDENTIFICATION.

CHIMNEY STACK
BROOSH POT - REMOVE CHIMNEY POT & CAP OFF WITH SLATE BEDDED IN MORTAR.
1 NO. POT - RT 1 NO. LOOSE SPIGOTTED BIRDPROOF TERMINAL IN EXISTING POT.
REPOINT BRICKWORK TO CHIMNEY STACK & PARAPET.
RE FLOUNCH CHIMNEY POT.
REBED COPING TILES.
REMOVE DEFECTIVE RENDERED FILLET TO EX FLAT ROOF & RE RENDER.
NEW 110 MM PLASTIC SVP TAKEN THROUGH EX FLAT ROOF AS 50 MM VENT PIPE.
REPOINT ALL BRICKWORK TO MAIN REAR WALL & REAR EXTENSION.
NEW TIMBER LANDING & STAIR SEE DWG NO TS/2265/P04, 5 & P06.
W10 FORM NEW OPENING & BUILD IN NEW WINDOW, OBSCURE GLAZED WITH CONCRETE SUB SILL (BELOW)
INSERT BIRTHEN LINTEL TO ENGINEER'S SPECIFICATION
& SOLDIER COURSE OVER SEE DWG NO
WALL TO SIDE PASSAGE LOWERED NEW FRANCE ABOVE SURFACE WALL SEE DRWG NO TS/2265/P05.
NEW BRICK STEPS CAPPED WITH CONC PAVING SLABS.
CAP OFF EX GULLIES TO WP + SVP ADJACENT TO REAR FLANK WALL.
EX WASTE GULLY TO DEMOLISHED OUTBUILDING RETAINED TO SERVE CONCRETE BASE.
GARDEN
NEW WH
NEW 76 MM RISE TO MAIN ROOF.
VENT TO OUTSIDE AIR
NEW ROOFLIGHT
W17
W10
LOWERED LEVEL OF SIDE PASSAGE
AIR GRILLE OVER DOOR LOUVRE

FOR BATHROOM DETAIL SEE DWG NO. TS/2265/P09
NEW VELUX ROOFLIGHT TO EX OPENING DOUBLE GLAZED PROVIDING PERMANENT VENTILATION TO LOBBY.
VP
DUCT
W12
17
18
16
WC
BATH
2450
2175
NEW 110 MM PLASTIC SVP TAKEN THROUGH EX FLAT ROOF AS 50 MM VENT PIPE.
NEW ROOFLIGHT
NEW SUSPENDED TIMBER FLOOR
NEW AIRBRICKS TO NEW SOLE TIMBER FLOOR - 1 NO. IN EXT WALL 1 NO. INCORPORATED IN NEW BRICK STEPS TO KITCHEN
NEW AIRBRICKS (2 NO.) IN CROSS WALL.
BASEMENT

SIDE ELEVATION

50 MM VENT PIPE TO SINK WASTE TAKEN UP INTO ROOF SPACE FITTED WITH RELIEF VALVE. WASTEK NOUVEAU OR SIMILAR
150 SUPER WOOL INSULATION LAID BETWEEN CEILING JOISTS.
VENTILATE ROOFSPACE BY MEANS OF 12MM Ø HOLES DRILLED THRU UNDERSIDE OF FASCIA BOARD AT 300 MM C/CS.
NEW VELUX ROOFLIGHT TO ENLARGED EX OPENING PROVIDING VENTILATION TO NEW KITCHEN SEE DWG NO TS/2265/P14
NEW 100 MM PLASTIC SEMI-CIRCULAR SVP TAKEN THROUGH FLOOR VOID TO MAIN STACK AT REAR. VENT PIPE TAKEN THROUGH MAIN ROOF. (50 MM NOMINAL)
NEW ZINC ROOF TO BAY
EX BRESSEMER TO BE EXPOSED FOR INSPECTION
EX FLOOR JOISTS TO BE DOUBLED AT BACK SIDE OF NEW DOOR OPENINGS IN CROSS WALLS, TO ENGINEER'S SPECIFICATION.
2700
2700
EX FLOOR JOISTS TO BE DOUBLED AT EACH SIDE OF NEW DOOR OPENINGS IN CROSS WALLS, TO ENGINEERS SPECIFICATION.
NB - PRIOR TO RE ROOFING OF BAY, EX BRESSEMER TO BE EXPOSED FOR INSPECTION BY ARCHITECT & ENGINEER. CONTRACTOR TO AWAIT FURTHER INSTRUCTION.
FOR KITCHEN DETAIL SEE DWG NOS TS/2265/P12 & P13
FOR KITCHEN DETAIL SEE DWG NOS TS/2265/P10 & P11
ACCESS DUCT FOR 50 MM WASTE & SERVICES FORMED IN EX STUDWORK TO G FL COMMUN WALL & IN NEW STUDWORK TO FFL.
NEW SUSPENDED TIMBER FLOOR SEE DWG NO TS/2265/P03
BRICKWORK FORMED TO FIRE PL SEE DWG NO TS/2265/P03
50 MM WASTE PIPE TO 2ND FL SINK TAKE THRU' NEW SUSPENDED FLOOR TO BIG
NEW AIRBRICKS (2 NO.) IN CROSS WALL.

SECTION

ROOFS :

RAFTERS - EX RAFTERS JACKED UP & RENEWED WHERE NECESSARY AS INSTRUCTED

SLATE - EXISTING SLATE ROOF REMOVED REPLACED WITH SARKING FELT OVER EXISTING & RENEWED RAFTERS, AND 38 x 20 MM TIMBER BATTENS TO TAKE NEW & EXISTING SLATES. ROOF SPACE TO BE VENTILATED. ROOF INSULATED WITH 100 MM GLASS FIBRE QUILT LAID BETWEEN CEILING JOISTS.

ZINC - STRIP EXISTING ZINC, REPAIR BOARDING AND LAY INCEROBOLS FELT OVERS AND COVER WITH 14 GAUGE ZINC. JOINTS TO ROOFS WITH 44 x 32 MM WOOD ROLLS WITH DORMER CHEEKS WITH WELTS AND CLIPS. ROOF SPACE TO BE VENTILATED AND INSULATED WITH 100 MM GLASS FIBRE QUILT LAID BETWEEN CEILING JOISTS.

RE BED RIDGE TILES.
REFLOUNCH CHIMNEY POTS
REPOINT BRICKWORK TO CHIMNEY STACK.
FIT 3 NO SPIGOTTED TERMINALS TO POTS SERVING BOILER. FLUES IN ACCORDANCE WITH MANUFACTURERS INSTRUCTIONS
NEW AIRBRICK TO CHASE OF BOILER (HIGH LEVEL)
NEW PLASTIC GUTTERS & ROP'S
REBUILD ZINC ROOF TO BAY
NEW AIRBRICK AT HIGH LEVEL.
REPOINT BRICKWORK TO PARAPET WALLS AS INSTRUCTED
REPOINT BRICKWORK TO FRONT WALL AS INSTRUCTED
NEW AIRBRICK AT HIGH LEVEL.
NEW TIMBER GATE TO REPLACE EXISTING
EX FENCE TO SIDE PASSAGE TO BE REPAIRED + RENEWED AS INSTRUCTED
CLEAN OUT EXISTING AIRBRICKS TO FRONT BAY
W14 W13 W11 W3 W2 D1 W21 W20
RWP
AB
RE-NEW SOAKERS & FLASHINGS.
RE BED COPING TILES
RE POINT BRICKWORK TO PARAPETS
NEW VELUX ROOFLIGHT TO EXISTING OPENING
TO ENLARGED OPENING SEE DWG NO TS/2265/P14
TAKE DOWN BRICK ARCH & BUILD IN BIRTHEN LINTEL
TO SUIT 5M WIDE OPENING & BUILD SOLDIER COURSE & 4 COURSES OF BRICKWORK OVER.
NEW DOOR TO EX O/H
REPOINT BRICKWORK TO FRONT ENTRANCE.
TAKE OUT & REBUILD FRENCH WINDOW.
TAKE OUT & REBUILD CONC SILL & INSERT DPC UNDER TIMBER SILL & TO JAMBS
NEW AIRBRICK TO BASEMENT
CLEAN OUT EX AIRBRICK
W19 W18 W16 W6 W9 D9 W7
RAD
TAKE DOWN REAR CHIMNEY STACK TO BRICK CREASING COURSE. REBUILT & FIT 3 NO LOOSE SPIGOTTED BIRDPROOF TERMINALS IN EXISTING POTS.
RENEW ZINC ROOF TO DORMER.
RELINK SOAKERS & FLASHINGS.
FORM NEW OPENING & BUND IN NEW WINDOW WITH OBSCURE GLAZING WITH CONCRETE SUB SILL BELOW. INSERT BIRTHEN LINTEL TO ENGINEER'S SPECIFICATION
& SOLDIER COURSE OVER SEE DWG NO TS/2265/P09 & P16
NEW RWP TO EX GUTTER NEW 110 MM PLASTIC SVP WITH ROPPING EYES.
CUT OPENING IN BRICKWORK TO BELOW & SIDE OF EX WINDOW OPENING. INSERT LINTEL OVER SIDE OPENING TO ENGINEER'S SPECIFICATION.
SUPPLY & FIX DOOR + SIDELIGHT WITH CONC SUB SILLS TO BOTH SEE SCHEDULE + DWG NOS TS/2265/P12, 13 & P16.
NEW TIMBER STAIRCASE & LANDING SEE DWG NOS TS/2265/P04, 5 & P06
TAKE DOWN BRICK ARCH. BUILD IN NEW BIRTHEN LINTELS TO SUIT NEW OPENING, TO ENGINEERS SPECIFICATION. BUILD SOLDIER COURSES + BRICKWORK OVER.
NEW 110 MM PLASTIC SVP WITH ROPPING EYE.
TOP LIGHT TO NEW GLAZING TO BE FITTED WITH OBSCURE GLAZING
EXISTING SINGLE STOREY OUTBUILDING DEMOLISHED - BRICKWORK TO PARTY WALLS CLEANED DOWN, RE-FACED & RE POINTED
SIDE WALL LOWERED & CAPPED OFF WITH NEW BRICK ON EDGE. SEE DWG NOS TS/2265/P04, 5 & P06
FGL
CUT OPENING TO SIDE OF EX DOOR, OPENING SUPPLY & FIX NEW DOOR + FIXED LIGHT & CASEMENT WINDOW WITH CONCRETE SUB SILLS SEE SCHEDULE & DWG NOS TS/2265/P10, 11 & 16
NEW BRICK STEPS & CONCRETE PAVING SLABS AIRBRICK INCORPORATED INTO FRONT OF TOP STEP & TAKEN THROUGH TO NEW SUSPENDED FLOOR.
W22 W24 W23 W15 W8 W5 RAD

FRONT ELEVATION

REAR ELEVATION

REVISIONS

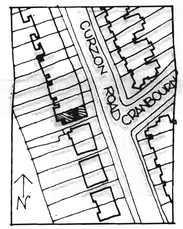

Haringey ARCHITECTURE
BOROUGH ARCHITECTS
Hornsey Town Hall London N8 9JJ
Telephone 01-340 9081 Ext
01-340 5288 Ext
Borough Architect Alan Wetzel RIBA

HOUSING REHABILITATION
SP 290
15 CURZON ROAD

WORKING DRAWING
ELEVATIONS + SECTION.

Drawn by
Checked by
Scale 1:50
Date MAR 83

Drawing No TS/2265/P02

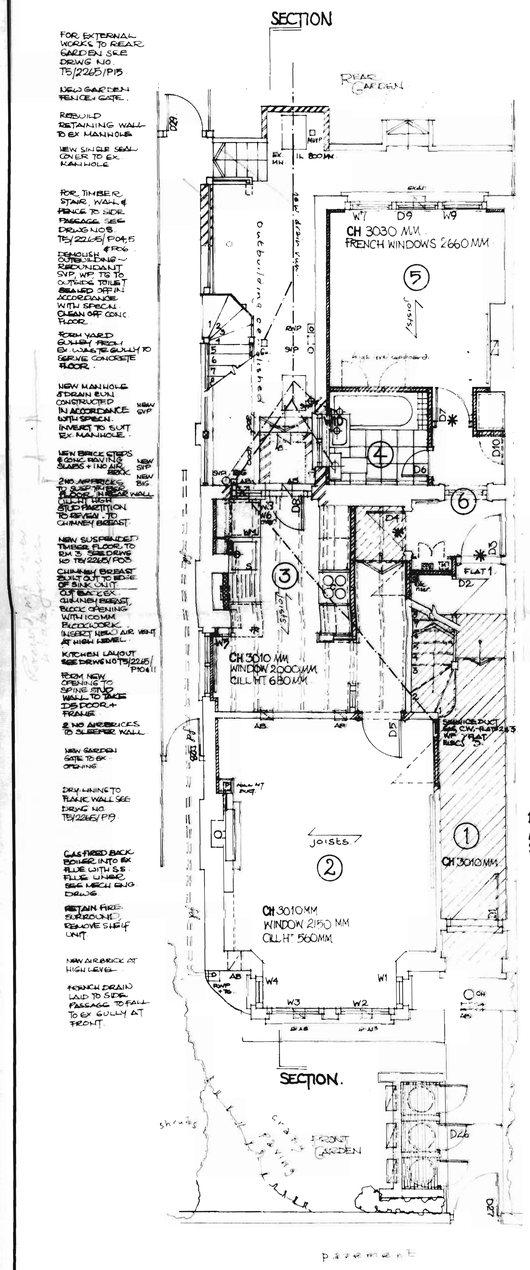

GROUND FLOOR PLAN

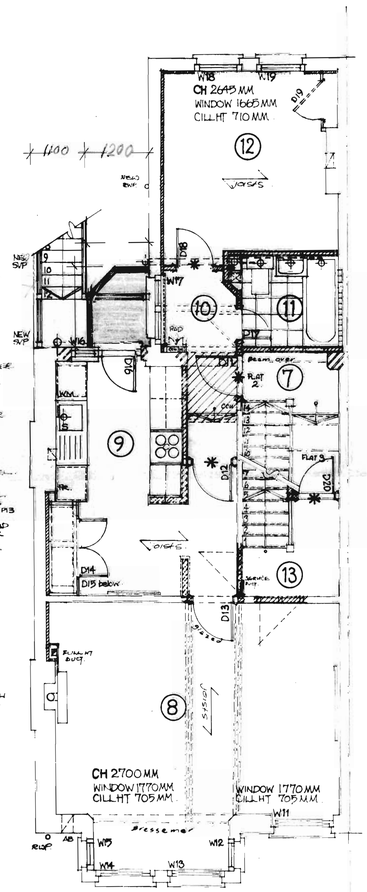

FIRST FLOOR PLAN

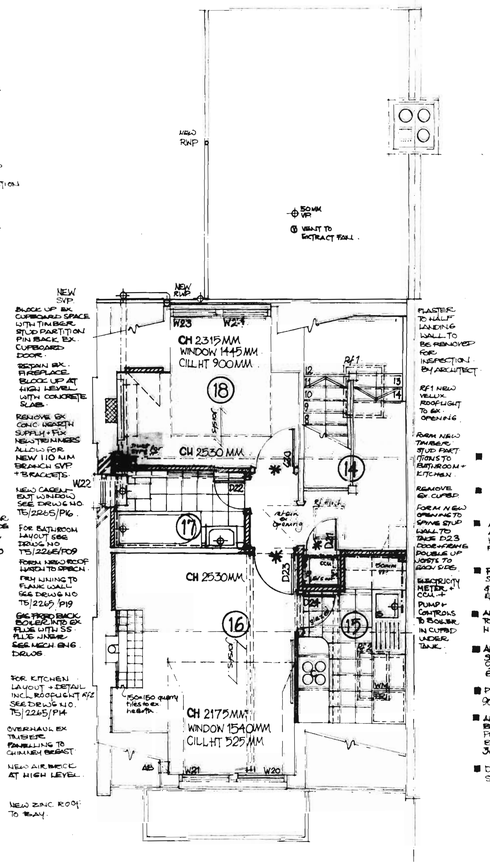

SECOND FLOOR PLAN.

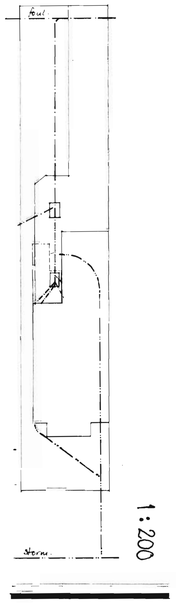

Verify all dimensions and levels. Do not scale

KEY

(1) SPACE IDENTIFICATION

CH CEILING HEIGHT

CEILING & CILL HEIGHTS MEASURED FROM FROM FLOOR LEVEL.

- NEW STUD PARTITION
- NEW BRICKWORK
- NEW BLOCKWORK
- DRYLINING
- 3/LAYER PLASTERBOARD PARTITION.
- PARTITION OR CUPBOARD REMOVED
- EXISTING FOUL DRAINAGE
- EXISTING SURFACE WATER DRAINAGE
- NEW FOUL DRAINAGE
- NEW SURFACE WATER DRAINAGE
- SVP SOIL & VENT PIPE
- RWP RAIN WATER PIPE
- MH MAN HOLE
- CH COAL HOLE
- BIG □ BACK INLET GULLY
- YG □ YARD GULLY
- FRENCH DRAIN
- WP WASTE PIPE
- VP VENT PIPE
- AB AIR BRICK WITH PLASTER GRILLE.
- P BACK BOILER PUMP & CONTROLS
- ✱ ½ HR FIRE RATED DOOR
- CCU CONSUMER UNIT
- CHANGE IN LEVEL TO NEW FLOOR CONSTRUCTION

- SULPHATE RESISTING CEMENT IS TO BE USED FOR CONCRETE WORK AGAINST EARTH FACES.
- INTERNAL BATHROOMS & WCS ARE TO BE PROVIDED WITH ELECTRIC VENTILATOR FAN (MIN 3 AIR CHANGES PER HOUR AND 20 MINS OVERRUN AFTER EXTINGUISHING LIGHT)
- STAIRCASE SOFFITS PASSAGES & LOBBIES FORMING ESCAPE ROUTES SHALL BE TOTALLY ENCLOSED BY 1 HR FIRE RESISTING CONSTRUCTION
- STUD PARTITIONS TO GROUND FLOOR TO BE CONSTRUCTED OF 100 x 50 SW TIMBER VERTICALS AT 400 C/S WITH NOGGINGS AT 600 C/S ABOVE (STUD PARTITION TO RM 9 AS ABOVE).
- STUD PARTITIONS TO FIRST & SECOND FLOORS TO BE CONSTRUCTED OF 75 x 50 SW TIMBER VERTICALS AND AS ABOVE (EXCEPT RM 9)
- ALL NEW SVP'S ARE TO BE 110 DIAMETER WITH RODDING EYES AT BOTTOM OF STACKS AND ABOVE TOP FITTING
- NEW WPS AND SPS TAKEN UNDER BUILDING ARE TO BE ENCASED IN 150 CONCRETE
- VP'S ARE TO BE TAKEN 900 MM ABOVE WINDOW HEADS
- WP'S TO BASINS ARE TO BE 38 MM PVC
- WP'S TO SINKS AND BATHS ARE TO BE 42 MM PVC (SINK TO RM 15 ~ 50 MM)
- ALL WASTE FITTINGS ARE TO HAVE 75 MM DEEP SEAL TRAPS
- ALL FLOORS ARE TO BE COVERED WITH DENSE HARDBOARD SHEETING TO ACHIEVE 1 HR SEPARATION BETWEEN DWELLING UNITS

ANY DISCREPANCY BETWEEN DRAWINGS AND SPECIFICATION TO BE BROUGHT TO THE NOTICE OF THE ARCHITECT IMMEDIATELY

- DOORS TO BE ½ HR FIRE RESISTING ARE INDICATED ✱ AND ARE TO BE FITTED WITH SELF CLOSERS
- THE FOLLOWING DOORS ARE TO BE 35 MM (FINISHED) SKELETON CORE ~ D6, D24
- ALL NEW CEILINGS TO RMS 4, 5, 6, 7, 10, 11, 12 ARE TO BE 1 LAYER OF 9.5 MM PLASTERBOARD FINISHED WITH 12 BMM VERTICULITE GIBSON PLASTER TO ACHIEVE 1 HR FIRE RESISTANCE.
- FLOOR JOISTS ARE TO BE DOUBLED WHERE STUD WALLS RUN PARALLEL TO THE SPAN & WHERE NEW OPENINGS IN SPINE WALLS EACH SIDE OF D13, D23
- ALL ROOMS WITH FLUED GAS APPLIANCES TO HAVE PERMANENT VENTILATION AT HIGH LEVEL MIN 550 MM² PER KW.
- ALL NEW WASTE PIPES ARE TO BE SUPPORTED BY BRACKETS AT MAXIMUM 900 C/S WHERE SUPPORTED BENEATH FLOORS
- PROVIDE CLEANING EYES AT ALL 90° BENDS IN WASTE PIPES
- ALL NEW SVP'S IN FLOOR SPACE BETWEEN DWELLINGS TO BE FIRE STOPPED AND SUPPORTED BY BRACKETS AT MAXIMUM 300 MM C/S
- DOUBLE UP JOISTS UNDER ALL NEW STUD PARTITIONS

Haringey ARCHITECTURE

BOROUGH ARCHITECTS SERVICE
Hornsey Town Hall London N8 9JJ
Telephone 01-340 8031 Ext
01-340 3288 Ext
Borough Architect Alan Weitzel RIBA

HOUSING REHABILITATION SP 290 15 CURZON ROAD

WORKING DRAWING FLOOR PLANS

Drawn by	
Checked by	
Scale	1:50
Date	MAR '83
Drawing no	T5 2265 P01

Verify all dimensions and levels. Do not scale

(1) SPACE IDENTIFICATION

ROOFS :

RAFTERS ~ EX RAFTERS JACKED UP & RENEWED WHERE NECESSARY AS INSTRUCTED.

SLATE ~ EXISTING SLATE ROOF REMOVED REPLACED WITH SARKING FELT OVER EXISTING & NEW CLOAKED RAFTERS AND 38 × 20 MM TIMBER BATTENS TO TAKE NEW AND EXISTING SLATES. ROOF SPACE TO BE VENTILATED. ROOF INSULATED WITH 100 MM GLASS FIBRE QUILT LAID BETWEEN CEILING JOISTS

ZINC ~ STRIP EXISTING ZINC. REPAIR BOARDING AND LAY INDUSTROUS FELT OVERS AND COVER WITH 14 GAUGE ZINC. JOINTS TO ROOFS WITH 44 × 30 MM WOOD ROLLS WITH DORNER CHEEKS WITH WELTS AND CLIPS. ROOF SPACE TO BE VENTILATED AND INSULATED WITH 100 MM GLASS FIBRE QUILT LAID BETWEEN CEILING JOISTS

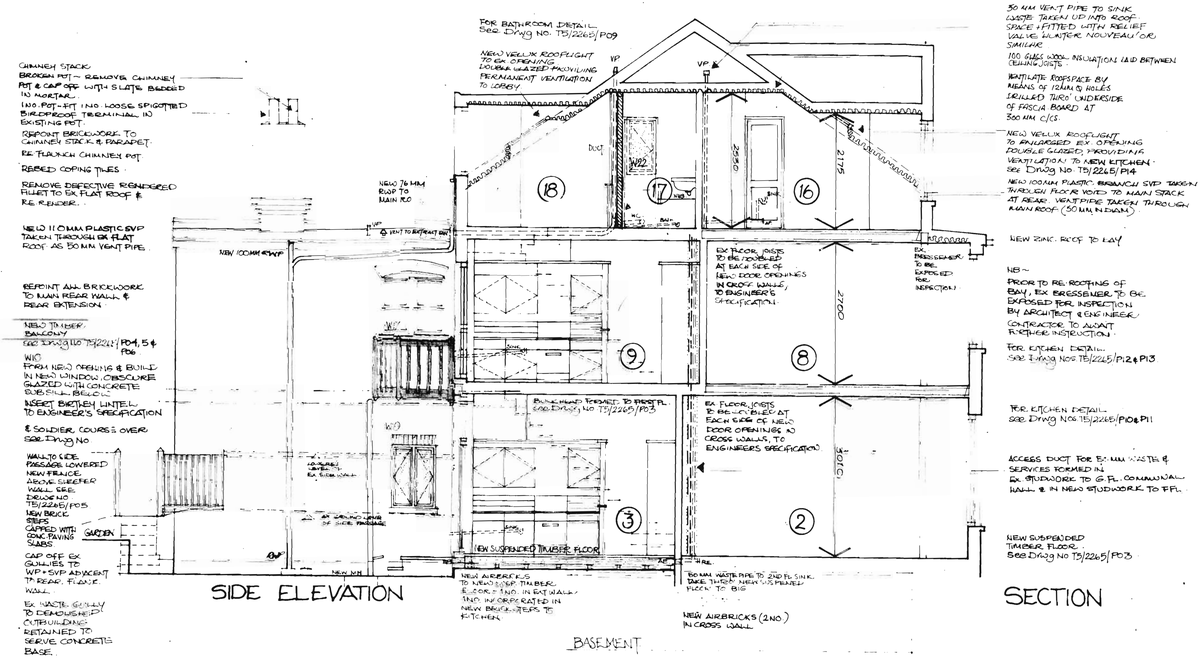

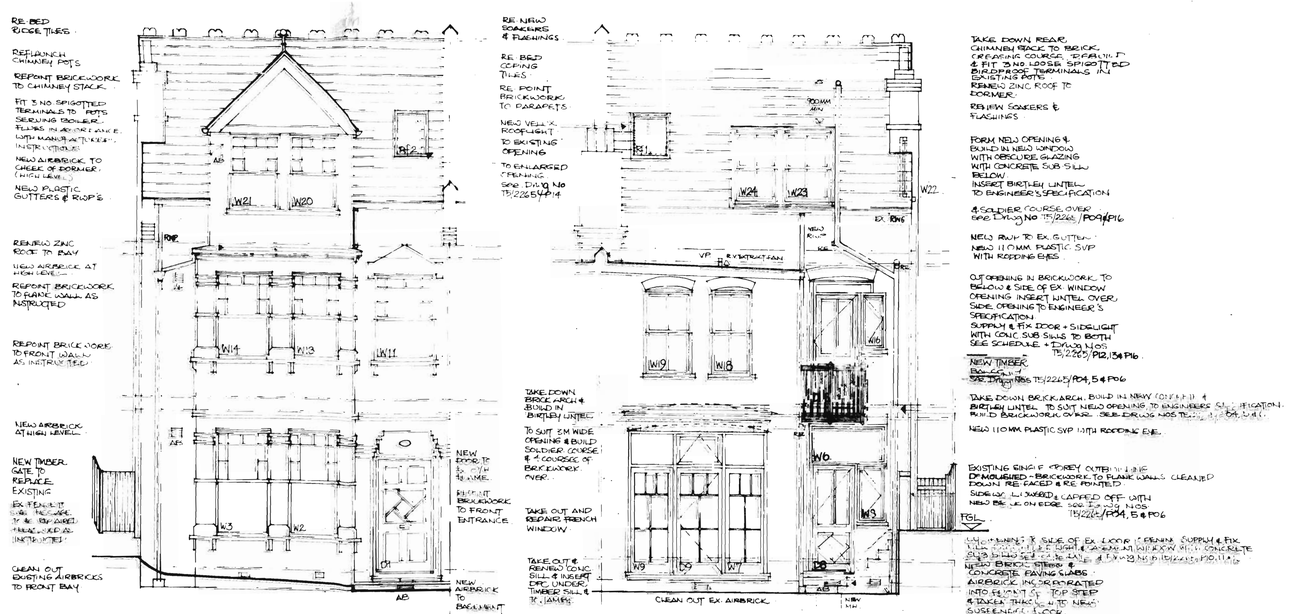

REVISIONS

A ~ 12.4.83 Ext stair omitted Balcony included

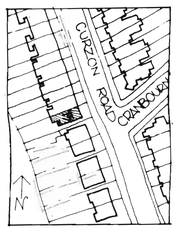

Haringey ARCHITECTURE

BOROUGH ARCHITECTS SERVICE
Hornsey Town Hall London N8 9JJ
Telephone 01-340 8031 Ext
01-340 3288 Ext
Borough Architect Alan Wentzel RIBA

HOUSING REHABILITATION SP 290 15 CURZON ROAD

WORKING DRAWING ELEVATIONS + SECTION.

Drawn by	
Checked by	
Scale	1:50
Date	MAR '83

Drawing no T5/2265/P02A A

Application to Town Planning 12.4.83 Jussen E.M. Harrison

Verify all dimensions and levels. Do not scale

KEY

(1) SPACE IDENTIFICATION

CH CEILING HEIGHT

CEILING & CILL HEIGHTS MEASURED FROM FLOOR LEVEL.

- NEW STUD PARTITION
- NEW BRICKWORK
- NEW BLOCKWORK
- DRY LINING
- SOUND PLASTERBOARD PARTITION
- PARTITION OR CUPBOARD REMOVED
- EXISTING FOUL DRAINAGE
- EXISTING SURFACE WATER DRAINAGE
- NEW FOUL DRAINAGE
- NEW SURFACE WATER DRAINAGE
- SVP SOIL & VENT PIPE
- RWP RAIN WATER PIPE
- MH MAN HOLE
- CH COAL HOLE
- BIG BACK INLET GULLY
- YG YARD GULLY
- FD FRENCH DRAIN
- WP WASTE PIPE
- VP VENT PIPE
- AB AIR BRICK WITH PLASTER GRILLE
- B BACK BOILER, PUMP & CONTROLS
- ½ HR FIRE RATED DOOR
- CCU CENTRAL HEATING UNIT
- CHANGE IN LEVEL TO SUIT CONSTRUCTION

SECTION

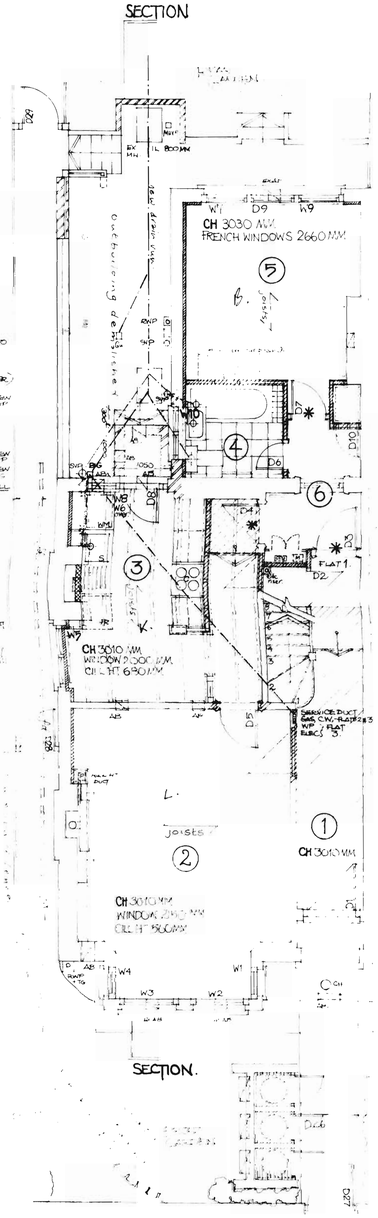

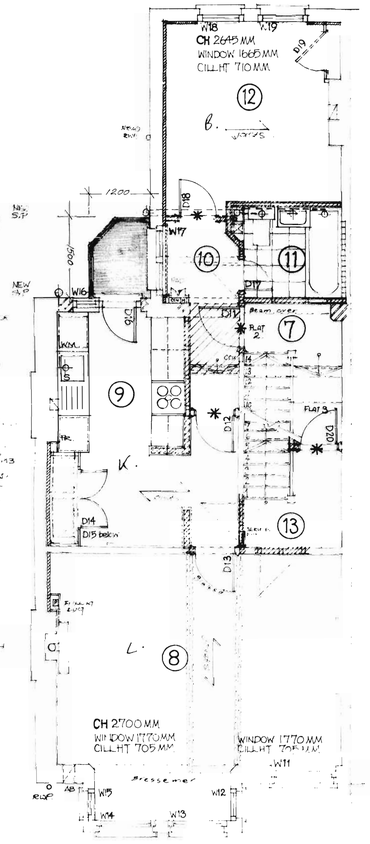

BASEMENT~ AREA SHADED

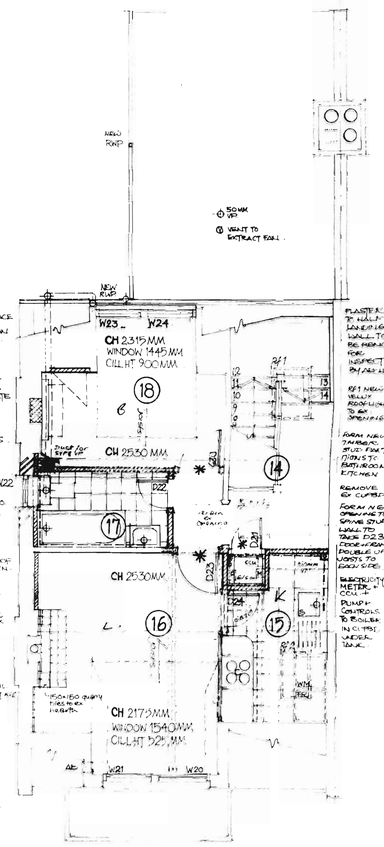

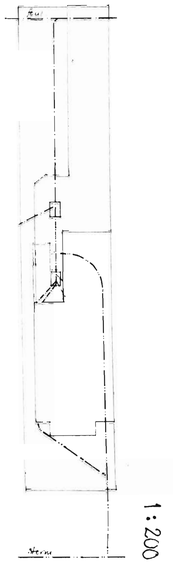

1:200

- CLIMATE RESISTING CEMENT (ST) TO BE USED FOR CONCRETE WORK AGAINST EARTH FACES.
- INTERNAL INSPECTION & RODDING EYES TO BE PROVIDED WITH ELECTRIC VENT. AFTER RUN (MIN 3 AIR CHANGES PER HOUR) AND 30 MINS OVER RUN AFTER LIGHTING LIGHT.
- STAIR AND SERVICE PASSAGES & LOBBIES FORMING ESCAPE ROUTES SHALL BE TOTALLY ENCLOSED BY 1 HR FIRE RESISTING CONSTRUCTION
- STUD PARTITIONS TO GROUND FLOOR TO BE CONSTRUCTED OF 100 x 50 S.W. TIMBER VERT. STUDS AT 400 C/C WITH NOGGINGS AT 600 C/C ALSO (STUD PARTITION TO RUN 9 AS ABOVE).
- STUD PARTITIONS TO FIRST & SECOND FLOORS TO BE CONSTRUCTED OF 75 x 50 (3" x 2") TIMBER VERTICALS AND AS ABOVE (EXCEPT RUN 9)
- ALL NEW DOORS ARE TO BE 11/2 DIAMETRE WITH FIXING LUGS AT BOTTOM OF STACKS AND ABOVE TOP FITTING
- NEW TRAPS AND S/PIPES TAKEN UNDER BUILDING ARE TO BE ENCASED IN 150 CONCRETE
- VENTS ARE TO BE TAKEN 900 MM ABOVE ROOF OR EAVES
- WASTE PIPES AND BOTTLES ARE TO BE 38 MM DIAM. (ONE TO RUN 19 - 1.65 MM)
- ALL WASTE FITTINGS ARE TO HAVE 75 MM DEEP SEAL TRAPS
- ALL FLOORS ARE TO BE COVERED WITH DENSE HARDBOARD OR SIMILAR TO ALVE THE SEPARATION BETWEEN DWELLING UNITS

ANY DISCREPANCY BETWEEN DRAWINGS AND SITE CONDITIONS TO BE BROUGHT TO THE NOTICE OF THE ARCHITECT IMMEDIATELY

- EXISTING DOORS TO BE 1 HR FIRE RESISTING AND SELF CLOSING & AND ARE TO BE WITH INTUMESCENT SEALS
- THE BUILDING DOORS ARE TO BE 35 MM THICK PANELLED CORES ~ 1% D24
- ALL NEW CEILINGS TO RMS 4-5 6/10, 11, 12 ARE TO BE 12.5 MM PLASTERBOARD WITH JOINTS SEALED WITH SMOOTH PLASTER OF A SIMILAR FIRE RESISTANCE.
- FLOOR JOISTS ARE TO BE PICHPINE WHERE THEY SPAN RUN PERPENDICULAR TO THE GRAIN & WHERE THEY SPANNING IN OTHER DIRECTIONS WITH NOGGINGS
- ALL ROOMS WITH FLUED GAS APPLIANCES TO HAVE PERMANENT VENTILATION AT HIGH LEVEL MIN 565 MM per SW.
- ALL NEW WASTE PIPES ARE TO BE SUPPORTED BY HEAD NOTE AT MAXIMUM 900 C/B SPACE WITHOUT BEING BELOW EACH FIXTURE
- PROVIDE 1 EARTHING TAILS AT A CONVENIENT POSITION IN EACH FLAT
- ALL NEW STUD PARTITIONS SHALL BE BROUGHT TIGHT UP TO THE UNDERSIDE OF THE FLOOR ABOVE AND SECURELY FIXED AT MAXIMUM 300 MM C/C
- PROVIDE 1 NO. 13 AMP SOCKET OUTLET ON ALL NEW STUD PARTITIONS

Removed to 4 No. ext stair towers & Basement and added

Application to Town Planning 12.4.83 Susan E Harrison

Haringey ARCHITECTURE

BOROUGH ARCHITECTS SERVICE
Hornsey Town Hall London N8 9JJ
Telephone 01-340 8031 Ext
01-340 3288 Ext
Borough Architect Alan Weitzel RIBA

HOUSING REHABILITATION SP 290 15 CURZON ROAD

WORKING DRAWING FLOOR PLANS

Drawn by	
Checked by	
Scale	1:50
Date	MAR '83
Drawing no	T5 2265 P011 A 1

GROUND FLOOR PLAN

FIRST FLOOR PLAN

SECOND FLOOR PLAN