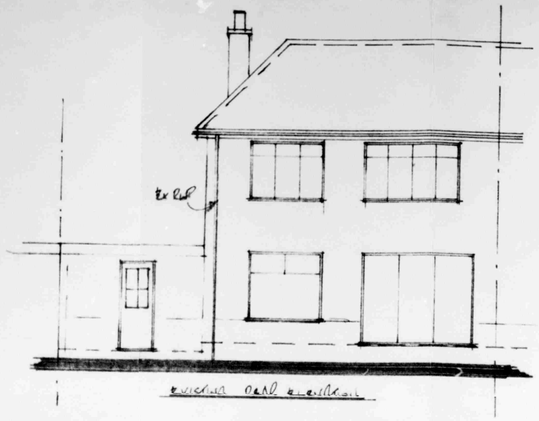

EXISTING REAR ELEVATION

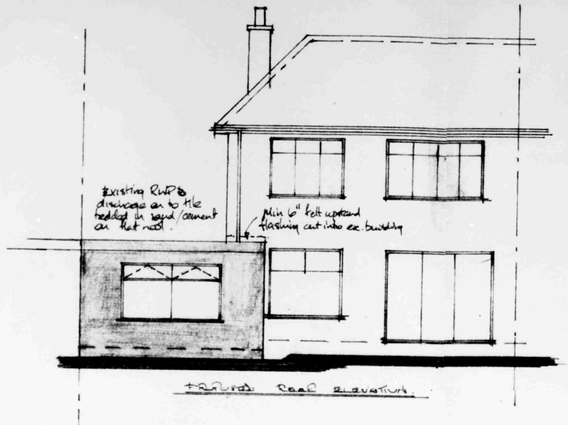

PROPOSED REAR ELEVATION.

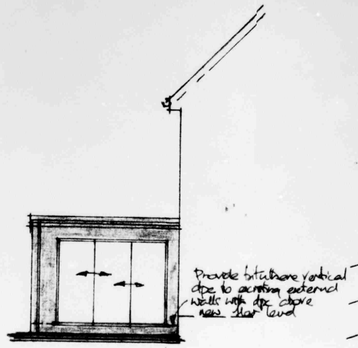

PROPOSED SIDE ELEVATION.

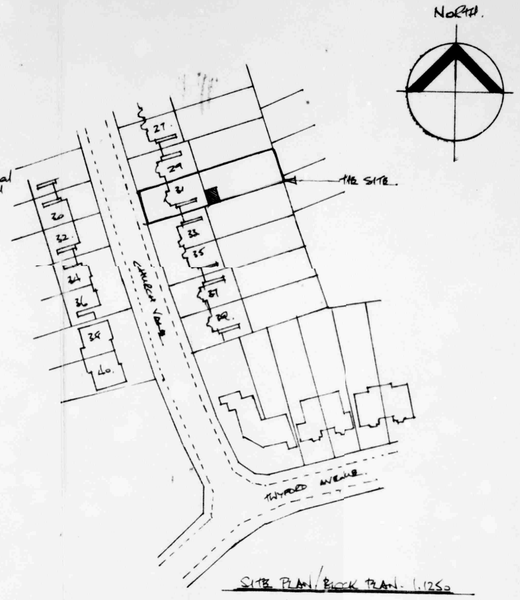

SITE PLAN/BLOCK PLAN. 1:1250

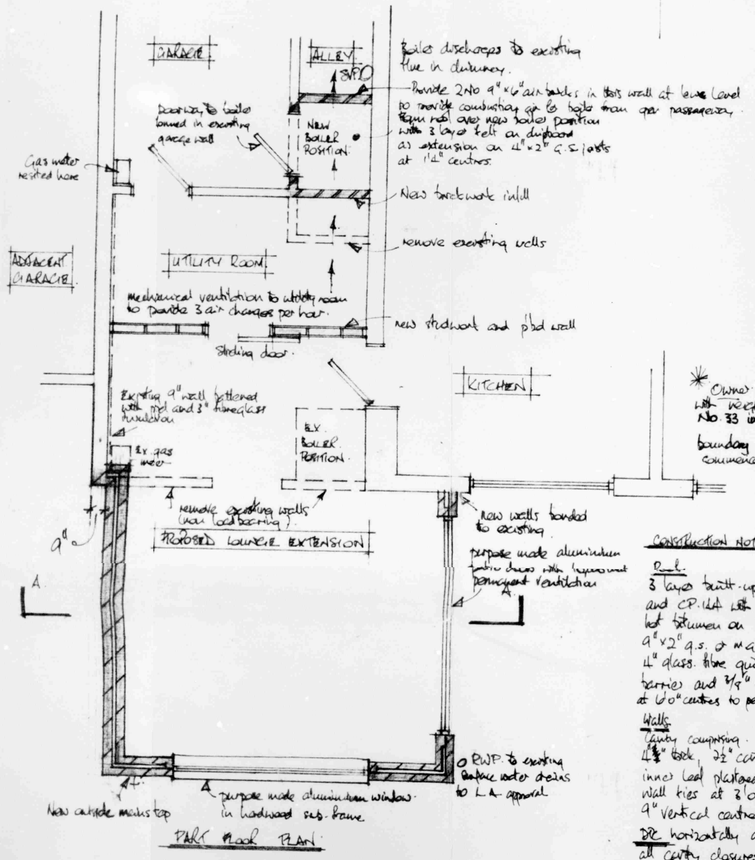

PART FLOOR PLAN

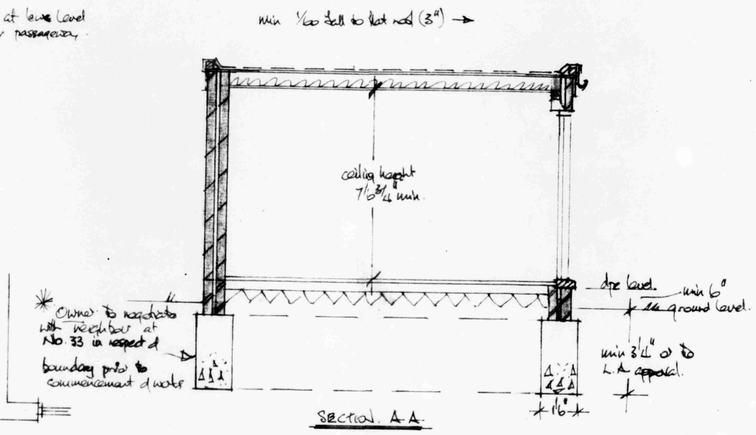

SECTION A-A

CONSTRUCTION NOTES.

Roof.
3 layer built-up bituminous felt roofing to BS747 and CP.144 with ½" mineral chippings over bedded in hot bitumen on ¾" roofing grade chipboard on 9"×2" g.s. or m.g.s. grade timber joists at 1'4" centres. 4" glass fibre quilt insulation over polythene vapour barrier and ⅜" plasterboard to ceiling. Joists anchored at 6'0" centres to perimeter with ¼"×1½" galv. mx. straps.

Walls
Cavity comprising pebbledash on Celcon or Thermalite blockwork. 4½" thick, 2½" cavity, 4" Celcon or Thermalite block. inner leaf plastered with 2-coat lightweight plaster. Wall ties at 3'0" horizontal and 1'6" vertical centres. 9" vertical centres at cavity closures.
DPC horizontally at 6" above ground level and at all cavity closures.
New dpc continuous and lapped to existing.
New walls bonded to existing.
DPC lapped to DPM

Lintels - CATNIC. CN7/8 over openings in cavity wall. CN6/6 over other openings minimum bearing 6".

Floor.
Thermoplastic tiles on 1½" sand/cement (1:3) screed on 3 coats Syntaxgrule on 4" concrete. (1:3:6) oversite on minimum 6" consolidated and blinded hardcore.

Foundations
Min 1'6" wide by 2'6" thick mass concrete at min 3'4" below ground or to L.A. approval.

Surface water from roof to discharge to 4" ½ round pvc gutter to 2½" dia PVC rainwater pipe to 4" dia sq. vc drains bedded in pea shingle at 1/40 to existing surface water system.

PROPOSED EXTENSION AT 31 CHURCH VALE. MUSWELL HILL.
FOR. DR. D. MYERS esq.
SCALES. ¼" and ⅛" - 1 FOOT and as shown.
DRAWN SEPT. 1980
R. D. MORRIS. TEL. HARLOW [illegible].
Rev A Nov. 1980 to L.A. requirements.

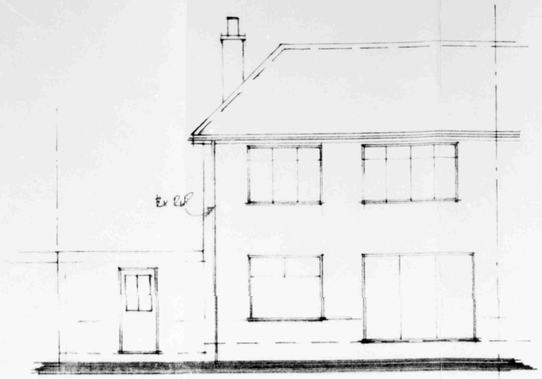

EXISTING REAR ELEVATION

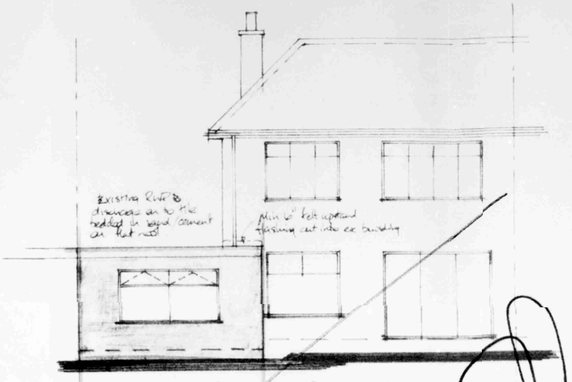

PROPOSED REAR ELEVATION

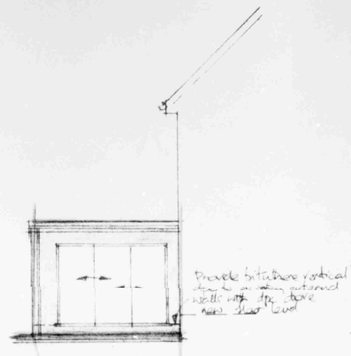

PROPOSED SIDE ELEVATION

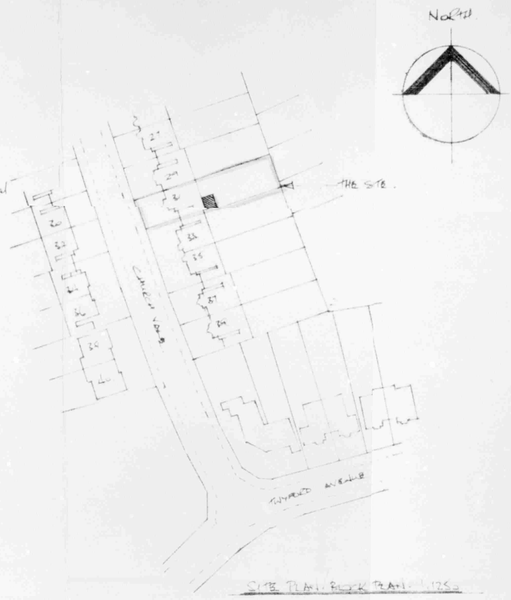

SITE PLAN & BLOCK PLAN 1:1250

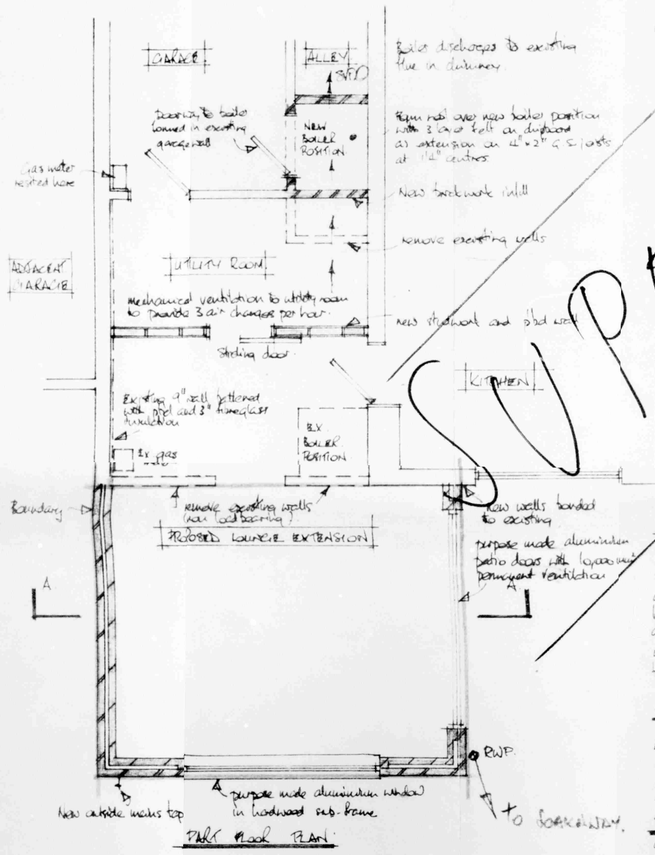

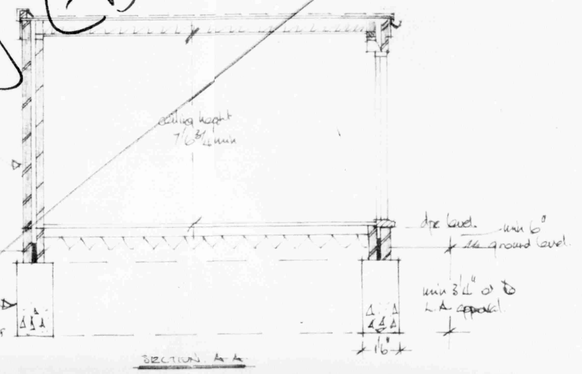

SECTION A-A

CONSTRUCTION NOTES

Roof
3 layer built-up bituminous felt roofing to BS 747 and CP 144 Part 3 on ¾" inclined chipboard decking fixed to ex timber roof joists

Walls
Cavity comprising facing brickwork outer leaf 4½" thick, 2½" cavity, 4" Celcon or Thermalite block inner leaf plastered with 2 coat lightweight plaster. Wall ties at 2'0" horizontal and 1'6" vertical centres. 9" vertical centres at cavity closures.
DPC horizontally at 6" above ground level and at all cavity closures.
New DPC continuous and lapped to existing.
New walls bonded to existing.

Floor
Thermoplastic tiles on 13" sand/cement (1:3) screed on 3 coats Shuttacrete on 4" concrete (1:3:6) oversite on minimum 6" consolidated and blinded hardcore.

Foundations
Min 1'0" wide by 2'6" thick mass concrete at min 3'11" below ground or to L.A. approval.

Lintels
Catnic CAT 8 over openings in cavity wall. CAT 6/6 over other openings minimum bearing 6"

Rainwater goods
4" half round PVC gutters to 2½" dia. PVC rainwater pipe to 4" dia. sq. PVC drains bedded in pea shingle at 1'0" to 4'0" x 4'0" x 4'0" brick filled soakaway minimum 16'6" from buildings.

SUPERSEDED

HARROW SOUTH PLANNING
INITIAL RECEIPT
26 SEP 1980

PROPOSED EXTENSION AT 31 CHURCH VALE MUSWELL HILL
FOR DR D. MYERS ESQ.
SCALES: ½" and ⅛" = 1 FOOT and as shown
DRAWN SEPT 1980
R. D. MORRIS. TEL. HARLOW 21045.