


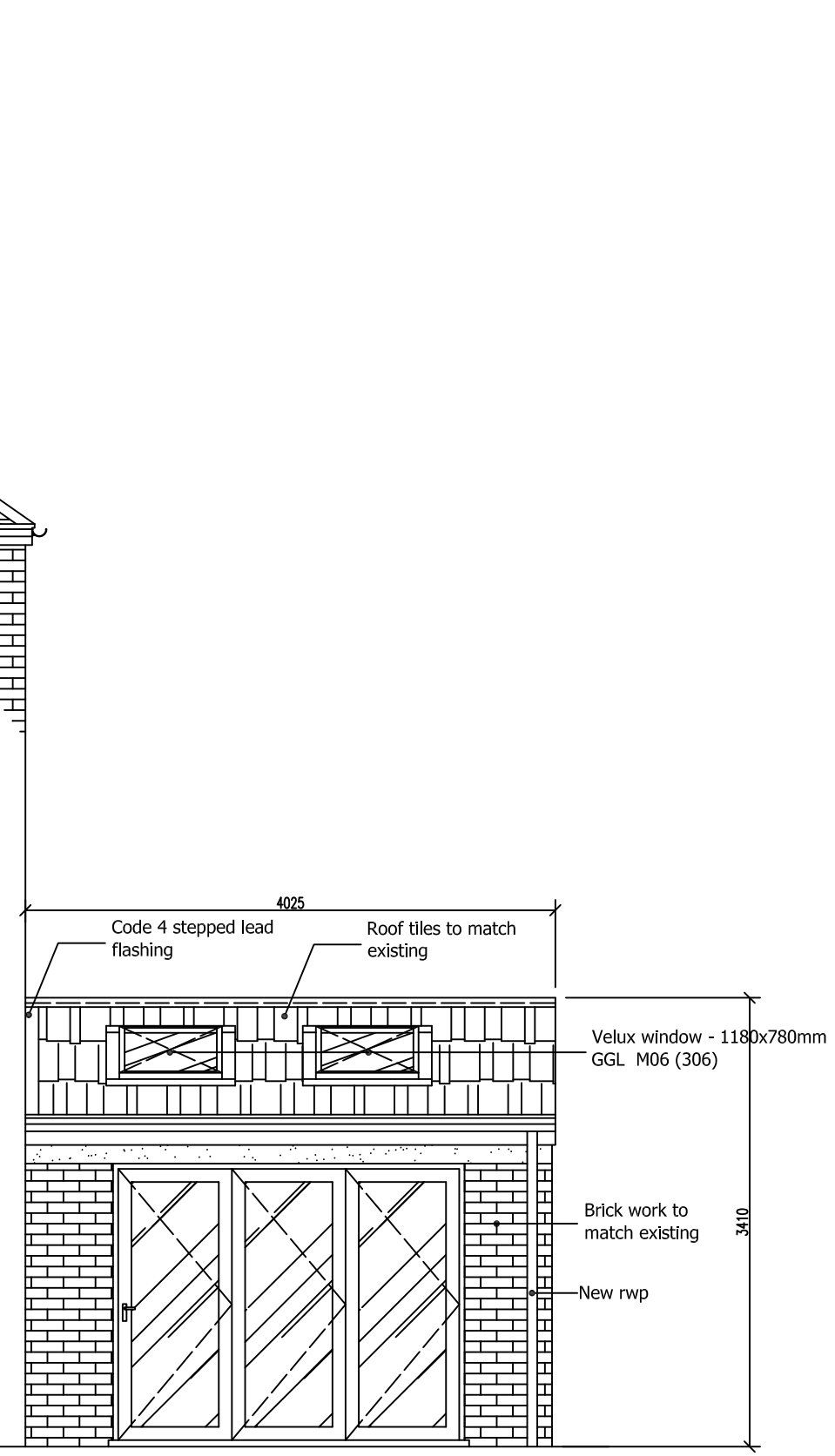


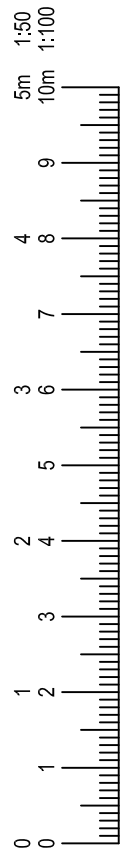


# PROPOSED SIDE ELEVATION

scale 1:50

© This drawing and the works shown are the copyright of DISCOUNT PLANS LTD and may not be reproduced except by written permission.

| DRAWING STATUS | CONSTRUCTION |
|---|---|

| REV. | DATE | NAME | DESCRIPTION |
|---|---|---|---|
| | | | |

DISCOUNT PLANS LTD
PLANNING AND DESIGN SPECIALIST'S
HEAD OFFICE
68 RAGLAN AVENUE
WALTHAM CROSS
HERTFORDSHIRE
EN8 8DD
07838135957

## GENERAL NOTES:

Do not scale from this drawing, any dimensions shown are indicative only and are subject to verification on site. The contractor to set out, check and co-ordinate all dimensions on site during the course of the works and prior to setting out on site. This drawing to be read in conjuction with all other Architect's and Engineer's drawings, Structural Engineers calculations and any specialist supplier's drawings.

Prior to commencement of building works the contractor/owner should:-

1. Ensure that all working drawings and calculations are approved by Building Control and Planning Departments & that they are the current revised drawings before any works start on site.
2. Inform the Building control department that the works are about to commence on site after receiving an approved decision from building control in writing.
3. Verify boundary lines & ground conditions including checking positions of all gas; electrical, water & other services drainage ect. within the site prior to the commencement of excavations. Owner is responsible for establishing own boundary lines as DPL are not responsible for checking land ownership even if drawings have been approved by the planning and building control departments. if uncertain a land search should be carried out by the homeowner/contractor.
4. DPL are not responsible for builders changing design methods from proposed works. The client is responsible for works being carried out on a building notice.
5. Owner is responsible for purchasing additional materials and covering extra engineering design costs for any additional structural design change on site from the start to end of building works requested by building control or any other third party's instruction during building works.
6. Request a copy of the Party Wall Award where works affect party wall or involve excavations within 3 meters of adjoining buildings.
7. Where works involve demolition to ensure that all elements of the building and adjoining structures are accounted for and that all necessary propping and temporary supports are in place.
8. Works carried out under a building notice or prior to approval of drawings are at the contractors/owners risk. (all DPL drawings must be approved before works commence) Builders building without plans being approved by planning & building control departments are fully responsible for the likelihood of condemned works.
9. Any discrepancies, either between written dimensions and site dimensions or between this drawing and other consultant's or suppliers drawings, should be brought to the immediate attention of DPL before executing the structural, mechanical and electrical works. This includes types of materials if materials shown on drawings do not match which is on site then this will need to be brought to DPL attention straight away before works commence so an alternative design can be rechecked and approved by building control before works can commence.
10. All of DPL structural designs are subject to footings being 1m deep, if however the existing foundation is different a trail-hole will need to be dug to establish the existing foundation type and building control will need to advise on a different method of construction.

## PLANNING NOTES:

1. All new proposed roof and wall finishes on this drawing to match existing materials.
2. All new proposed skylights shown on this drawing will be designed not protrude more than 150mm from the existing roof profile.
3. All new proposed windows shown on this drawing which overlook other property's are designed to be non opening and of obscure glazing.
4. For a permitted development loft design the dormer designed on this drawing is set back from the eaves by 200mm, this note is a confirmation that it is.
5. All works to be carried out in accordance with the latest appropriate codes of practice and to comply with current building regulations.

WWW.DISCOUNTPLANSLTD.COM
discountplansltd@gmail.com
CONTACT NUMBER: 07838 135 957

**PRINT @ A3 SHEET SIZE**

SITE ADDRESS
70 STAPLETON HALL ROAD,
HARINGEY, LONDON, N4 4QA

DRAWING TITLE
PROPOSED DRAWINGS

| DRAWN AT | HEAD OFFICE | DRAWN BY | |
|---|---|---|---|
| SCALE | as shown @ A3 | DATE | 08. JANUARY. 2014 |

| DRAWING No. | REVISION |
|---|---|
| DPL . 07 . | - |