Print size A1

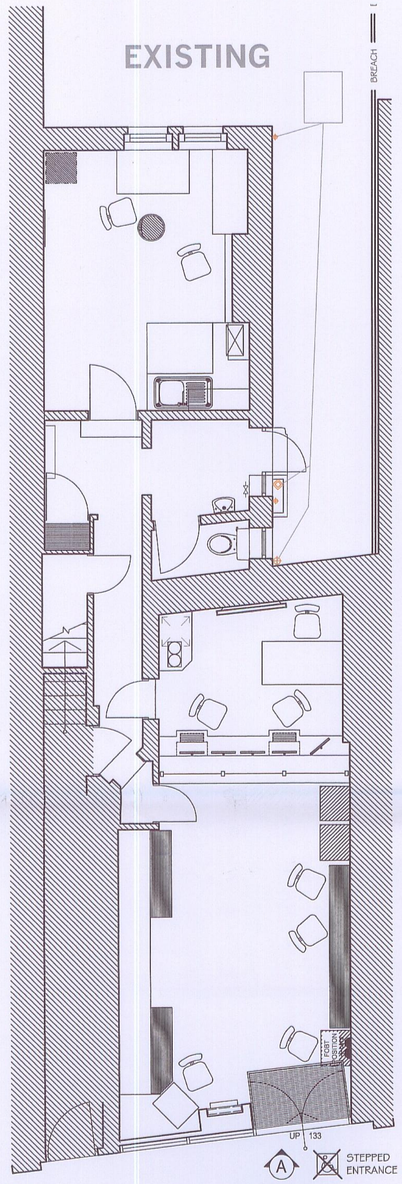

EXISTING GROUND FLOOR LAYOUT

(ENTRANCE FROM PHILIP LANE)

SCALE 1:50

Existing Aluminium shop front with narrow Offset stepped access flush onto pavement, not providing access equality due to position, style and design.

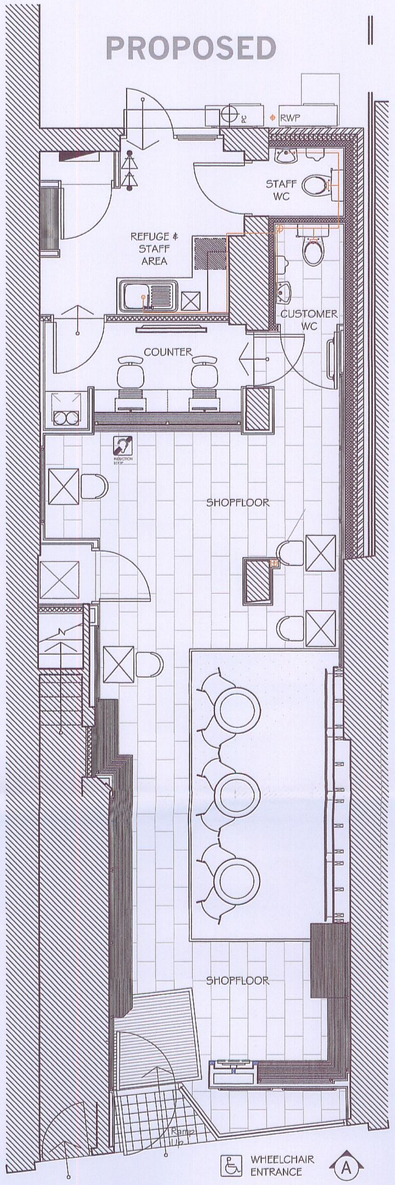

Existing rear windows to be removed, along with cill to allow for installation of a steel security door with side panel to access the rear yard for maintenance purposes only.

New Single Storey Extension to rear of premises constructed with a Brick Finish matching the existing premises, a GRP water-tight mono-ply roof covering.

Walls to be built to but not ever crossing the boundary where this would represent a trespass

No windows or door provided in the new extension, which will not extend higher than the neighbours single storey structure.

EXISTING GROUND FLOOR LAYOUT

(ENTRANCE FROM PHILIP LANE)

SCALE 1:50

New Powder Coated Aluminium shop front with lobbied access providing a ramp and level threshold, ensuring access equality where this does not currently exist.

FRONT ELEVATION OF EXISTING SHOP FRONT VIEWED WITHIN THE COMMERCIAL CONTEXT OF THE PHILIP LANE STREET SCENE





EXISTING FRONT ELEVATION @ 1:50 (A)

(TO PHILIP ROAD)

0m 2m 4m

SCALE 1:50 1m 3m 5m



PROPOSED FRONT ELEVATION @ 1:50 (A)

(TO PHILIP ROAD)

REMOVE EXISTING TIMBER BOX SOFFIT AND REPLACE WITH NEW TREATED TIMBER WITH 19MM WBP CLADDING, CODE 6 LEAD ROOF AND CODE 4 FLASHING, and PAINT IN RAL5013 BLUE TO RECEIVE NEW ALUMINIUM FASCIA SIGN AS SHOWN, AND ALL IN ACCORDANCE WITH WILLIAM HILL FASCIA CONSTRUCTION SPECIFICATIONS

NEW EXTERNALLY ILLUMINATED FASCIA SIGN WITH FACE MOUNTED EXTERNALLY ILLUMINATED HANGING SIGN, BOTH ALLOWING NO GREATER LUMINANCE THAN 300CD/M² TO REMOVE LIGHTING SPILL ONTO PAVEMENT AND ADJOINING SURFACES

ENSURE ALL LEAD FLASHINGS ARE RENEWED FULL LENGTH INCLUDING COMPETENT ABUTMENT DETAIL

CLEAN DOWN ALL EXISTING PILASTERS FULL HEIGHT BENEATH FASCIA SIGN AND APPLY 2MM ALUMINIUM SHEETING FINISHED IN RAL5013 BLUE PROVIDING A MODERN, FLUSH, SINGLE COLOUR AESTHETIC UPON COMPLETION

REMOVE EXISTING ANODISED ALUMINIUM SHOPFRONT WITH OFFSET DOOR AND INSTALL NEW SHOP FRONT IN RAL 5013 BLUE WITH 10.8MM LAMINATED SAFETY GLASS TO PANES, NEW ANODIZED ALUMINIUM ENTRANCE DOOR WITH 6.8MM LAMINATED SAFETY GLASS TO DOOR. SHOP FRONT TO INCLUDE RECESSED LOBBY AND RAMPED ACCESS PROVIDING EQUALITY.

RETAIN STALL RISER AND CLAD WITH NEW RAL5013 BLUE FINISH SEALED TO PAVEMENT FULL LENGTH

ILLUMINATION DOES NOT EXCEED 300 CD/M2

Illuminated Letters Only - Background is Opaque

Blue Ral No 5013

PROPOSED BLADE SIGNAGE DESIGN ELEVATIONS @ 1:20 SCALE



EXTERNALLY ILLUMINATED SIGN

Vinyl applied directly to Aluminium Fascia with Powder Coated Finish to RAL5013. Trough Light to be 300mm longer than letter span.

YELLOW	651-021 Oracle
WHITE	Ultramark

Portland EcoLUX Trough Light, Powder coated Finish to RAL 5013

EXTERNALLY ILLUMINATED HANGING SIGN

Aluminium Panels, Brackets and trough lights powder coated Dark Blue to match RAL5013 with self adhesive vinyl display letters and Portland EcoLUX trough lighting.

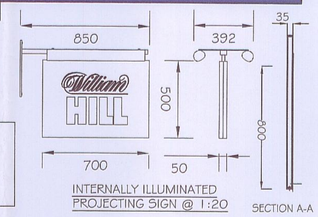

INTERNALLY ILLUMINATED PROJECTING SIGN @ 1:20

SECTION A-A

SITE LOCATION PLAN @ 1:1250 SCALE

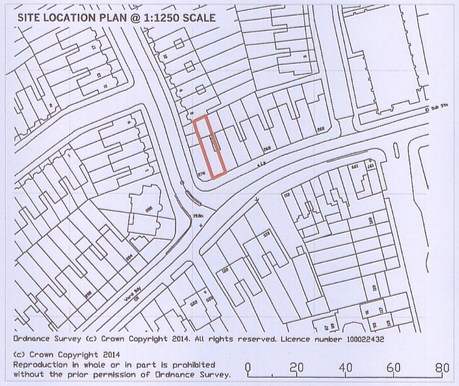

Ordnance Survey (c) Crown Copyright 2014. All rights reserved. Licence number 100022432

(c) Crown Copyright 2014
Reproduction in whole or in part is prohibited without the prior permission of Ordnance Survey.

0 20 40 60 80

SITE LAYOUT PLAN @1:500 SCALE

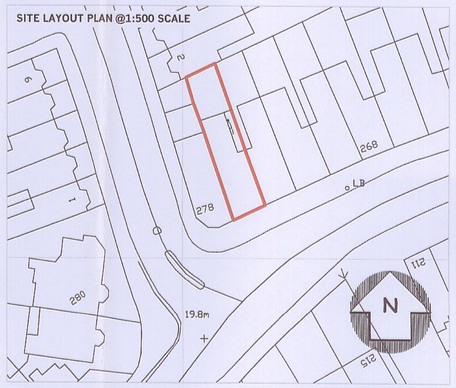

Please consider the environment before printing

Print size A1

IMPORTANT NOTICE

This Drawing remains the copyright of INSPIRED and shall not be altered or copied in whole or in part without their prior written consent

THIS DRAWING HAS BEEN PREPARED FROM SITE SURVEY INFORMATION TAKEN BY OTHERS AND MUST NOT BE SCALED FROM UNDER ANY CIRCUMSTANCES

Contractors must check ALL dimensions on site. Only figured dimensions are to be worked from. Discrepancies must be reported immediately to the client before proceeding. The client accepts no responsibility for works undertaken or materials purchased without accurate site measurement.

Where this drawing is used for TENDERING purposes all tendering contractors must undertake site inspection and avail themselves of site conditions, and any discrepancies between a Survey or a Proposal and a Site must be reported immediately to the Client and qualified clearly and concisely within any subsequent tendering return.

NOTES	REV	DATE
LPA Update	A	21.11.2014

GROSS UNIT AREA:	755 sqft
GROSS CUSTOMER AREA:	572 sqft
NET CUSTMER AREA:	428 sqft
NEWSPAPER DISPLAY:	41 lin ft

- ☐ AS BUILT DRAWING
- ☐ LICENCE ISSUE
- ☐ REVISION
- ☐ CONSTRUCTION ISSUE
- ☐ TENDER ISSUE
- ☐ BUILDING REGULATIONS
- ☒ LPA SUBMISSION
- ☐ LPA PRE-APP DRAWING
- ☐ FEASIBILITY DRAWING
- ☐ CLIENT APPROVAL

Signed: Dated:

Site: **PHILIP LANE LBO 074950**
276 PHILIP LANE,
TOTTENHAM, N15 4AD

Client: William HILL

INSPIRED PARTNERSHIP LIMITED

Drawn: JMD Date: JULY 2014

Checked: JMD Scale: 50/20/1250/500

Sheet Description:
PLANNING APPLICATION DRAWING
EXISTING AND PROPOSED PLANS, DETAILS, ELEVATIONS, LOCATION

Sheet Number: **FINAL/W/RF/074950/501** Rev: **A**

Print size A1