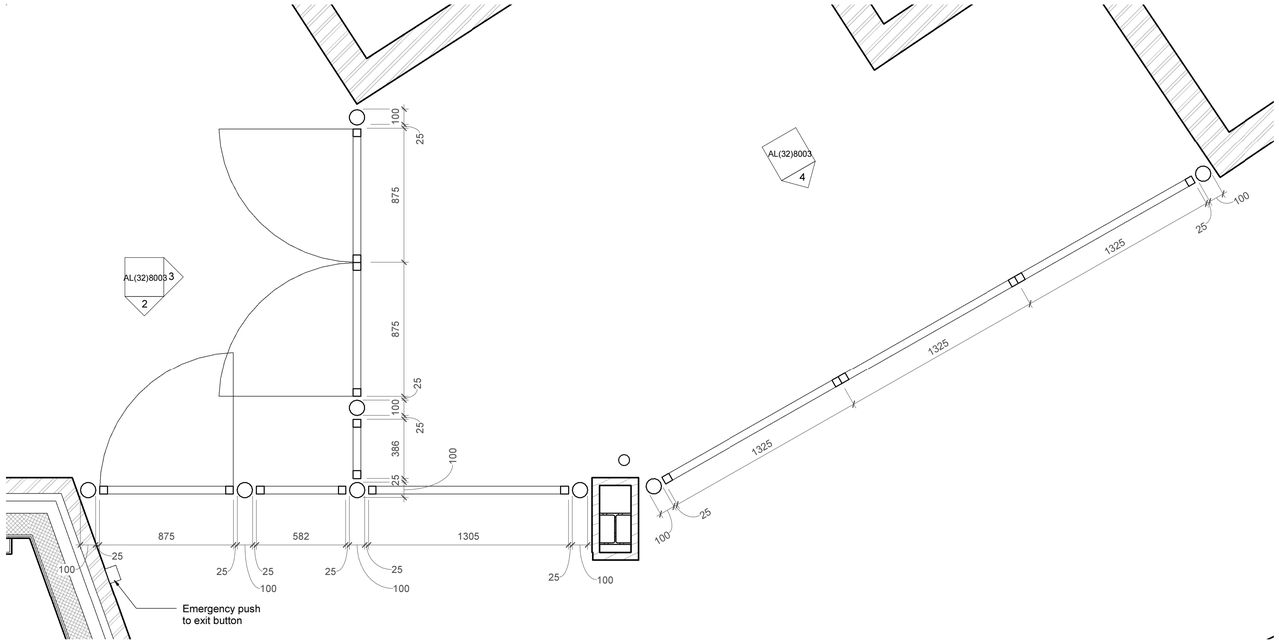

1 External Gates - Plan
1 : 20

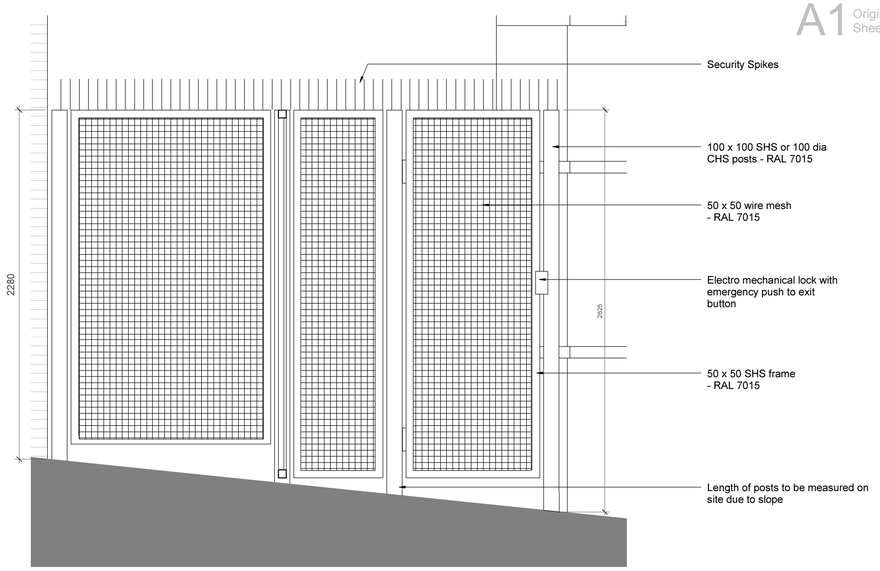

2 External Gate Elevation A
1 : 20

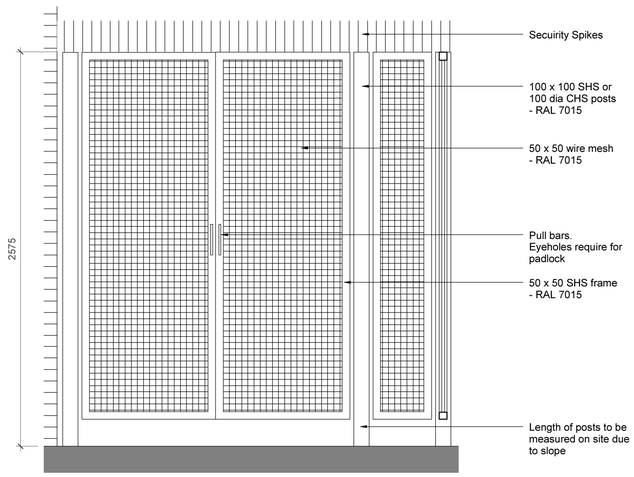

3 External Gate Elevation B
1 : 20

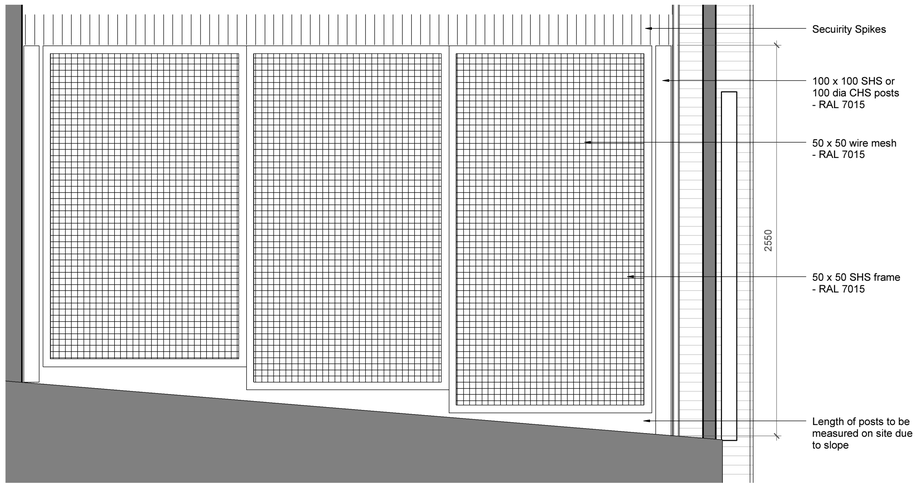

4 External Gate Elevation C
1 : 20

Responsibility is not accepted for errors made by others in scaling from this drawing. All construction information should be taken from figured dimensions only.

0mm 50mm 100mm

A1 Original Sheet Size

date	rev	name	chk	note
16/10/2014	A	NPH	RW	Construction Issue

Stride Treglown

Architecture Town Planning Interior Design Building Surveying Landscape Design Graphic Design

3 Cosser Street, London, SE1 7BU
T 020 7401 0700 F 020 7401 0701 www.stridetreglown.co.uk

PROJECT
107 - 143 Muswell Hill Road
London N10

DRAWING TITLE
External Gate Plan & Elevations

STATUS
CONSTRUCTION ISSUE

DATE	SCALE	DRAWN BY	CHECKED BY
10/16/14	1 : 20	NPH	RW

DRAWING NUMBER		REVISION NO.
20858	AL(32)8003	A

16/10/2014 15:58:58 C:\Revit Local\20858_Muswell Hill_neh_140711.rvt