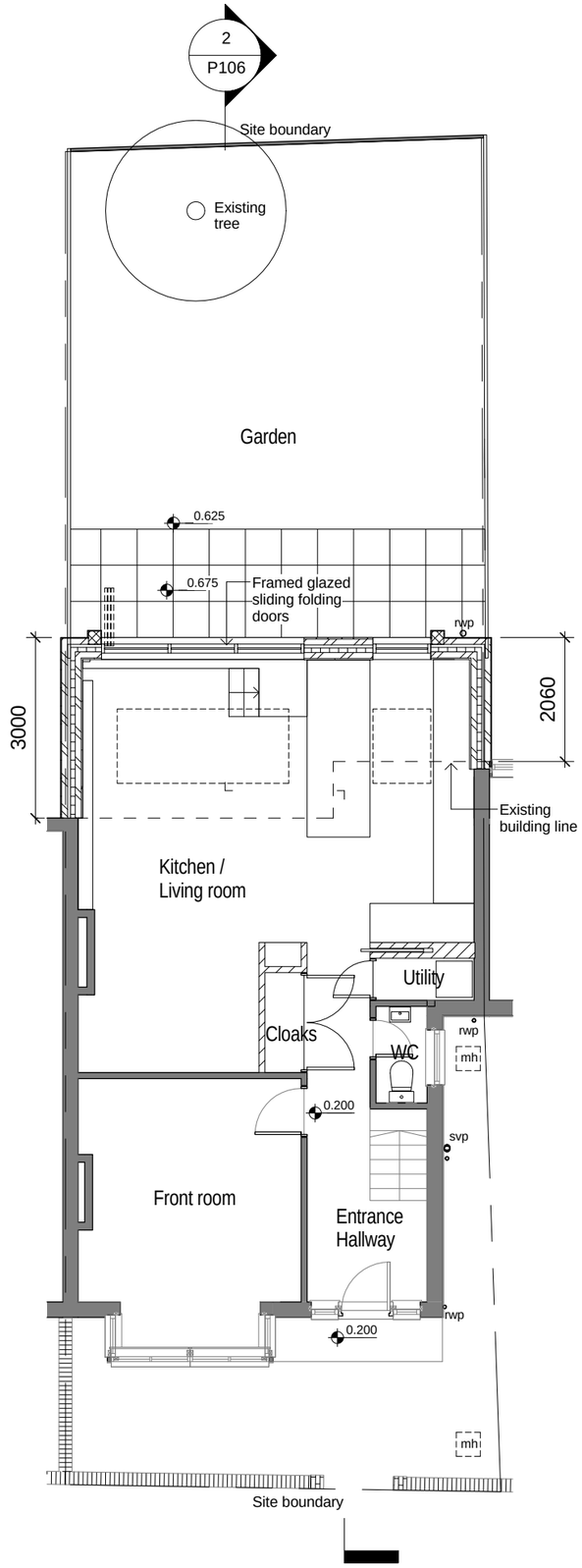

1 P103 PROPOSED GROUND FLOOR PLAN

1 : 100 @ A3

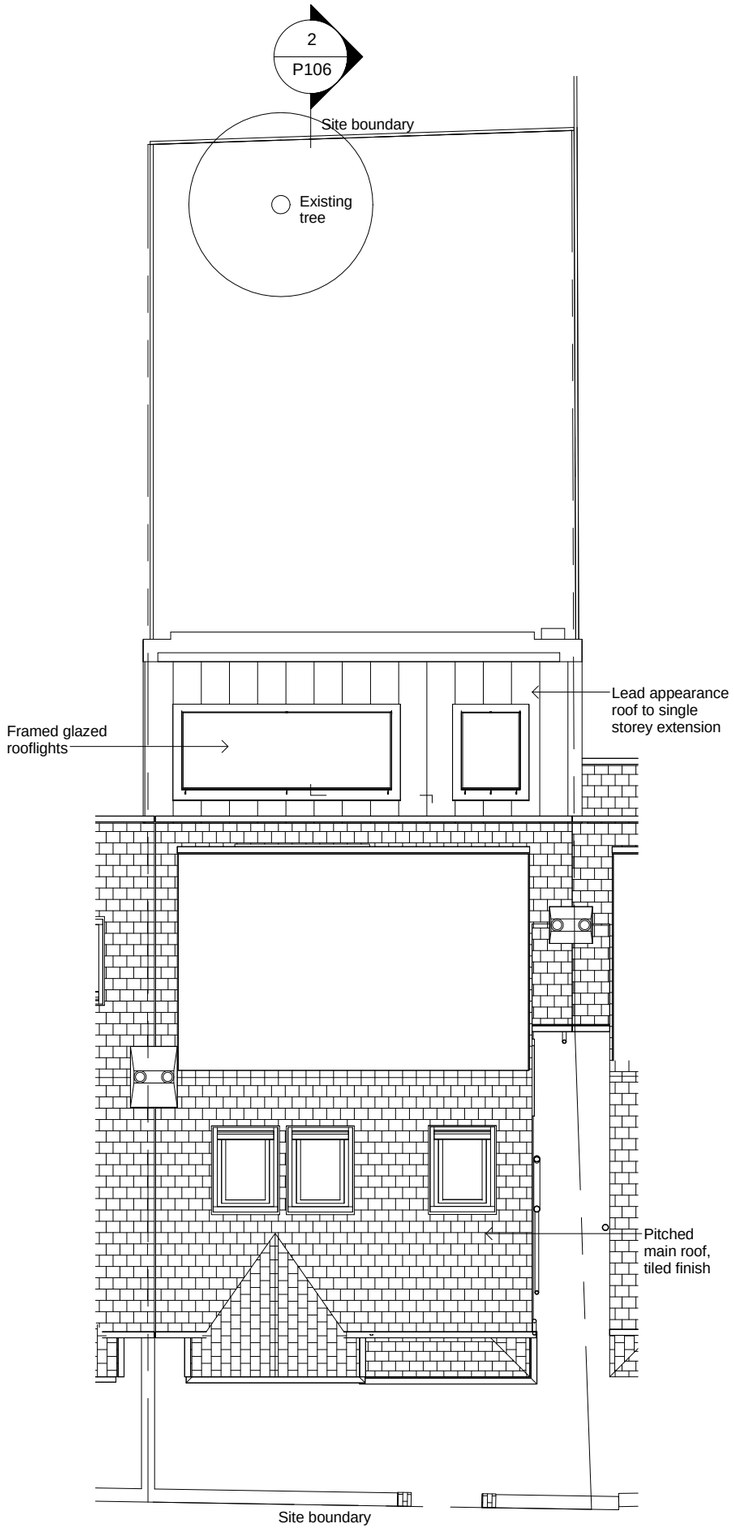

2 P103 PROPOSED ROOF PLAN

1 : 100 @ A3

Scale bar

0 2 4 6 8

General notes:

This drawing is copyright of PML Architecture Ltd. This drawing must be read in conjunction with the Designer's Risk Assessment, specification and all other relevant documentation and drawings. PML Architecture accept no liability for any expense, loss or damage of whatsoever nature and however arising from any variation made to this drawing or in the execution of the work to which it relates which has not been referred to them and their approval obtained.
Do not scale from this drawing or the digital data, only figured dimensions are to be used. For Planning refer to linear scale.
Check all dimensions on site prior to carrying out any works – advice any discrepancy

Notes/Legends

Rev	Notes	dd.mm.yy	By	Chkd
3	Front porch removed to LLH comments	23/03/15	PL	PL
2	Extension increased to 3m from rear facade	27/1/15	PL	PL
1	Planning Issue	08/12/14	PL	PL

© PML Architecture

Stamp

PLANNING

Key Plan

pmlarchitecture
86-90 Paul Street London EC2A 4NE
mail@pmlarchitecture.com 020 7813 8166

Project:
SINGLE STOREY EXTENSION
6 ANNINGTON ROAD N2

Title:
PROPOSED PLANS

Date:	Drawn By:	Checked:
01/11/14	PL	PL

Scale: 1 : 100 @ A3

Project Ref:	Drawing No:	Revision:
ANN	ANN - P103	3

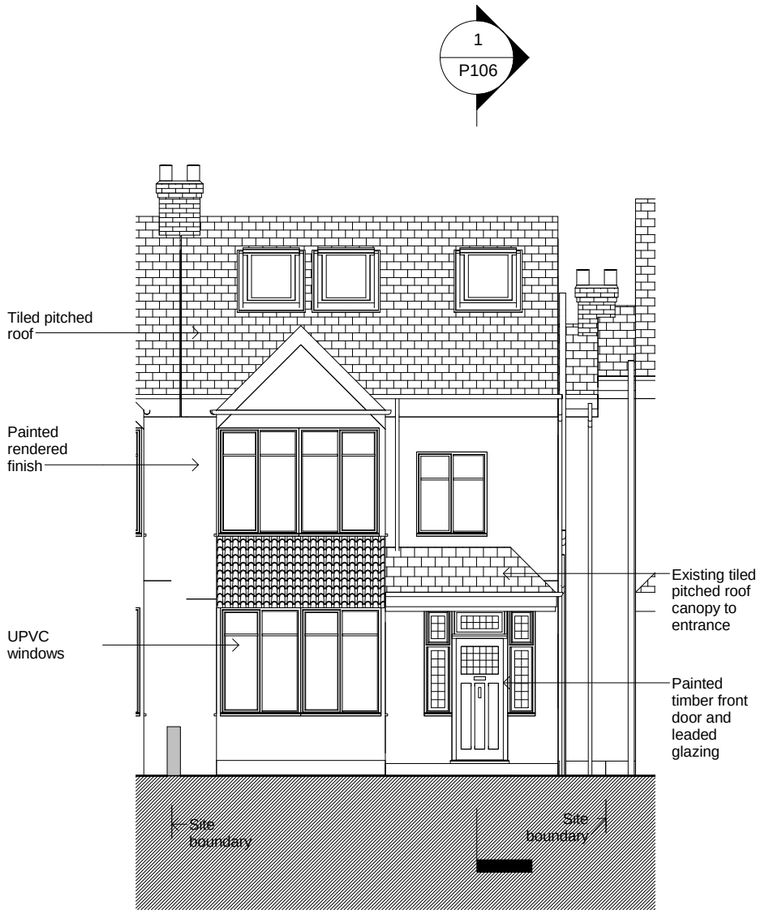

1 P104 EXISTING SOUTH ELEVATION

1 : 100 @ A3



2 P104 EXISTING REAR ELEVATION

1 : 100 @ A3

Scale bar

0 2 4 6 8

General notes:

This drawing is copyright of PML Architecture Ltd. This drawing must be read in conjunction with the Designer's Risk Assessment, specification and all other relevant documentation and drawings. PML Architecture accept no liability for any expense, loss or damage of whatsoever nature and however arising from any variation made to this drawing or in the execution of the work to which it relates which has not been referred to them and their approval obtained.
Do not scale from this drawing or the digital data, only figured dimensions are to be used. For Planning refer to linear scale.
Check all dimensions on site prior to carrying out any works – advice any discrepancy

Notes/Legends

Rev	Notes	dd.mm.yy	By	Chkd
2	Front porch removed to LLH comments	23/03/15	PL	PL
1	Planning Issue	08/12/14	PL	PL

© PML Architecture

Stamp

PLANNING

Key Plan

pmlarchitecture
86-90 Paul Street London EC2A 4NE
mail@pmlarchitecture.com 020 7813 8166

Project:
SINGLE STOREY EXTENSION
6 ANNINGTON ROAD N2

Title:
EXISTING ELEVATIONS

Date: 01/11/14 | Drawn By: PL | Checked: PL

Scale: 1 : 100 @ A3

Project Ref:	Drawing No:	Revision:
ANN	ANN - P104	2

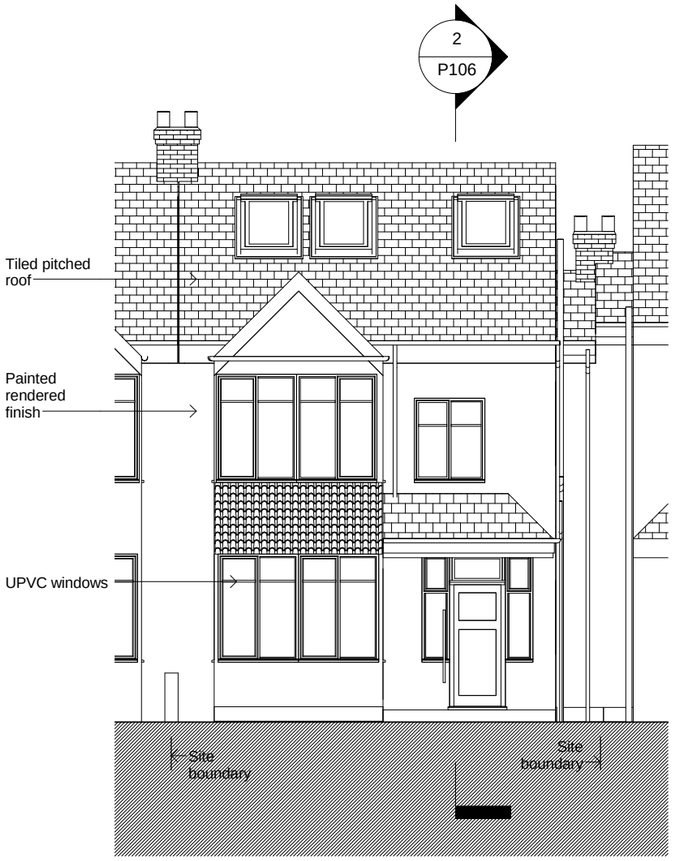

1 P105 PROPOSED FRONT ELEVATION (SOUTH)

1 : 100 @ A3

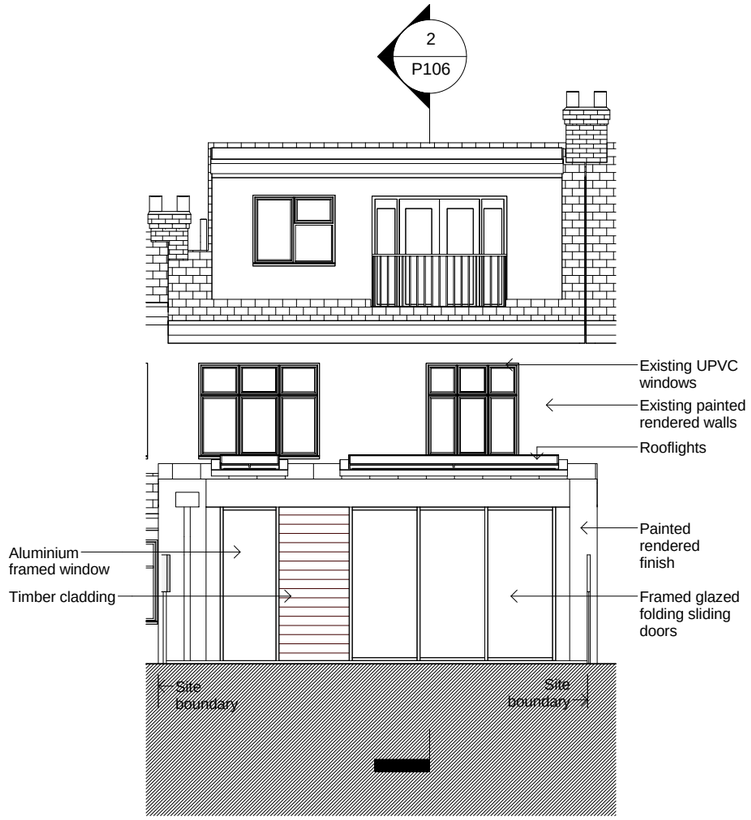

2 P105 PROPOSED REAR ELEVATION (NORTH)

1 : 100 @ A3

Scale bar

0 2 4 6 8

General notes:

This drawing is copyright of PML Architecture Ltd. This drawing must be read in conjunction with the Designer's Risk Assessment, specification and all other relevant documentation and drawings. PML Architecture accept no liability for any expense, loss or damage of whatsoever nature and however arising from any variation made to this drawing or in the execution of the work to which it relates which has not been referred to them and their approval obtained.
Do not scale from this drawing or the digital data, only figured dimensions are to be used. For Planning refer to linear scale.
Check all dimensions on site prior to carrying out any works – advice any discrepancy

Notes/Legends

Rev	Notes	dd.mm.yy	By	Chkd
2	Front porch removed to LLH comments	23/03/15	PL	PL
1	Planning Issue	08/12/14	PL	PL

© PML Architecture

Stamp

PLANNING

Key Plan

pmlarchitecture
86-90 Paul Street London EC2A 4NE
mail@pmlarchitecture.com 020 7813 8166

Project:
SINGLE STOREY EXTENSION
6 ANNINGTON ROAD N2

Title:
PROPOSED ELEVATIONS

Date: 1/11/14 | Drawn By: PL | Checked: PL

Scale: 1 : 100 @ A3

Project Ref:	Drawing No:	Revision:
ANN	ANN - P105	2

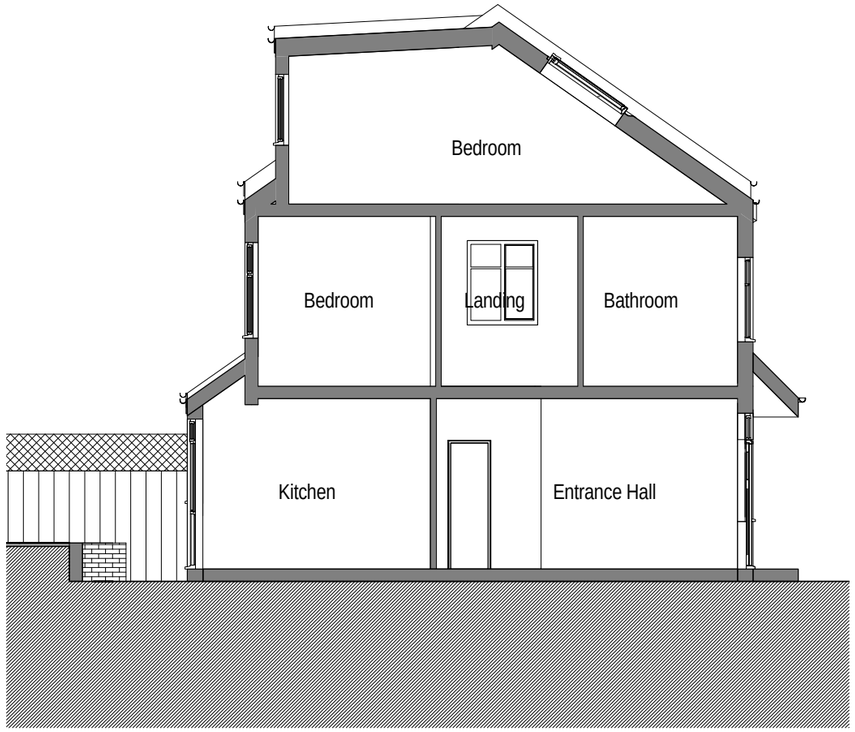

1 EXISTING SECTION
P106 1 : 100 @ A3

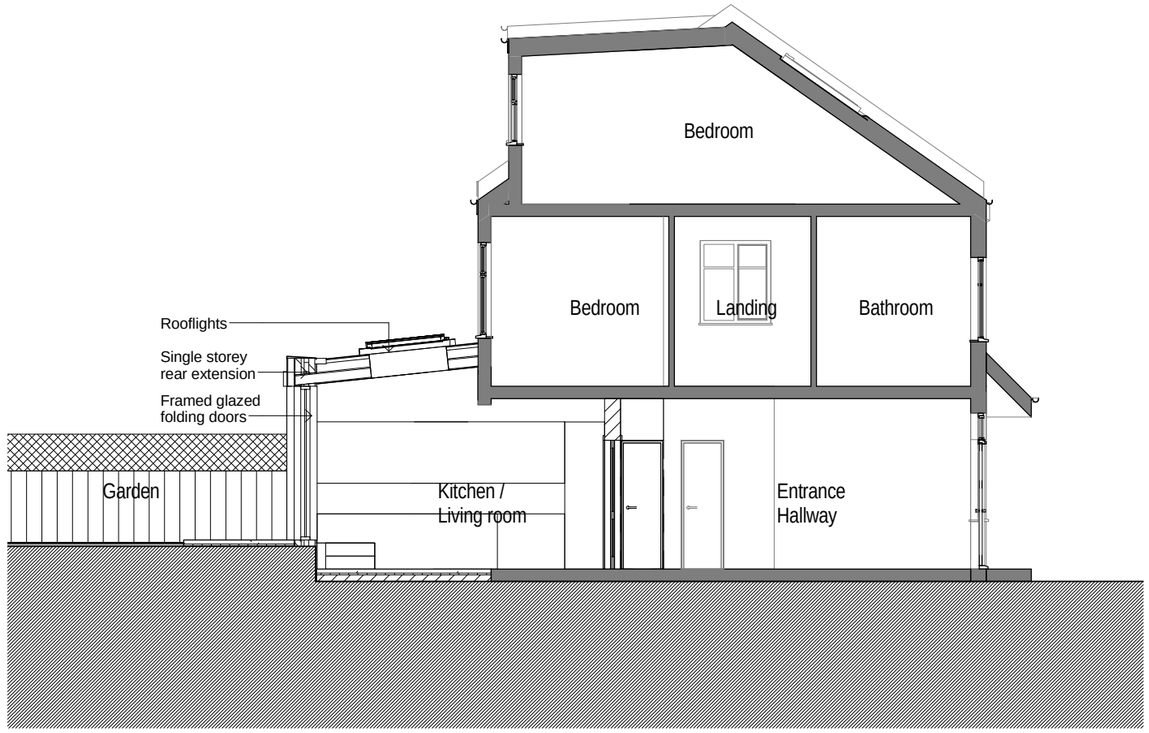

2 PROPOSED SECTION
P106 1 : 100 @ A3

Scale bar

0 2 4 6 8

General notes:

This drawing is copyright of PML Architecture Ltd. This drawing must be read in conjunction with the Designer's Risk Assessment, specification and all other relevant documentation and drawings. PML Architecture accept no liability for any expense, loss or damage of whatsoever nature and however arising from any variation made to this drawing or in the execution of the work to which it relates which has not been referred to them and their approval obtained.
Do not scale from this drawing or the digital data, only figured dimensions are to be used. For Planning refer to linear scale.
Check all dimensions on site prior to carrying out any works – advice any discrepancy

Notes/Legends

Rev	Notes	dd.mm.yy	By	Chkd
3	Front porch removed to LLH comments	23/03/15	PL	PL
2	Extension increased to 3m from rear facade	27/1/15	PL	PL
1	Planning Issue	08/12/14	PL	PL

© PML Architecture

Stamp

PLANNING

Key Plan

pmlarchitecture
86-90 Paul Street London EC2A 4NE
mail@pmlarchitecture.com 020 7813 8166

Project:
SINGLE STOREY EXTENSION
6 ANNINGTON ROAD N2

Title:
EXISTING AND PROPOSED SECTIONS

Date: 01/11/14	Drawn By: PL	Checked: PL

Scale: 1 : 100 @ A3

Project Ref:	Drawing No:	Revision:
ANN	ANN - P106	3