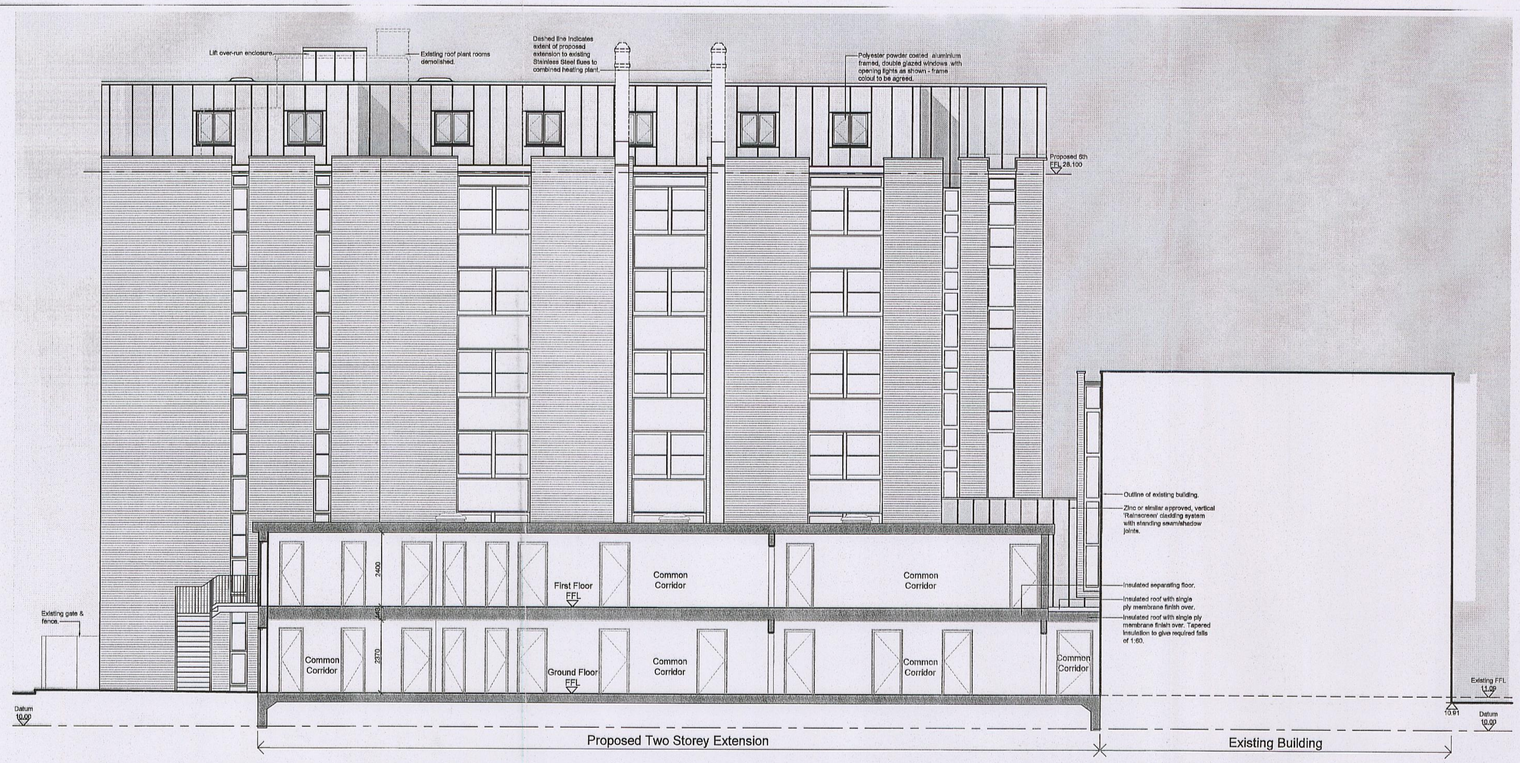

Proposed Sectional Elevation A-A

(As Viewed From Copper Close)
Scale 1:100

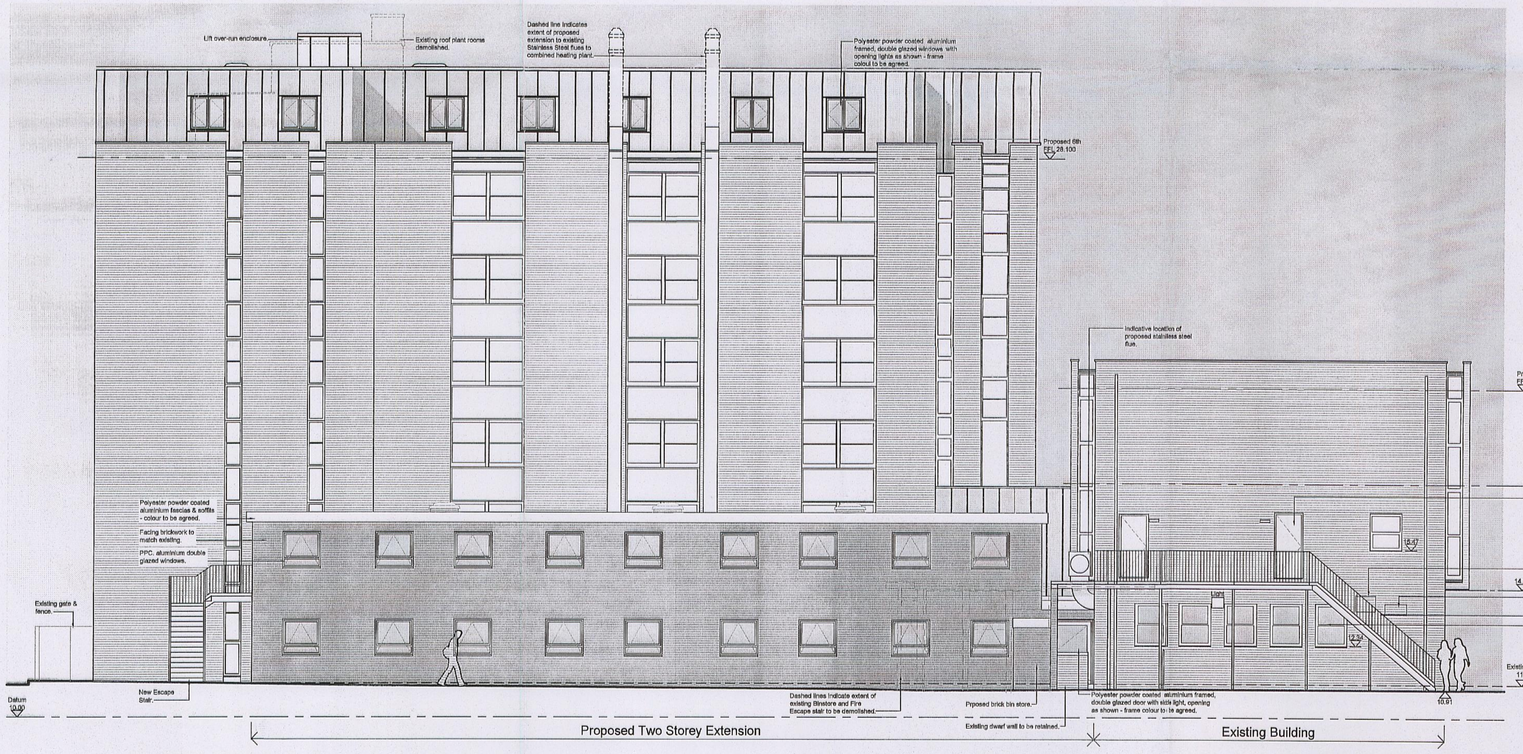

Proposed Elevation B-B

(As Viewed From Copper Close)
Scale 1:100

Elevational Legend:

External Walls Cladding:
Zinc or similar approved, vertical 'Rainscreen' cladding system with standing seam/shadow joints, to incorporate all required fixings & flashings colour coded to match, on support structure including required vapour control layers behind.

External Brick Walls:
Indicates facing brickwork to match existing and existing brickwork which is to be retained.

Obscured Glazing
Denotes obscured glazing to fenestration.

Elevation Key Plan Legend:

Extent of proposed two storey extension.

Proposed sixth floor extension*.

* To remain as Approved Application Appeal Reference APP/Y5420/A/A12/2184931.

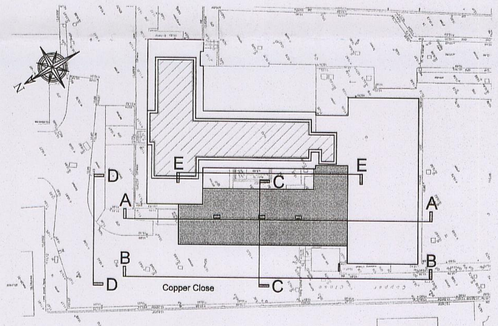

Elevation Key Plan

Scale 1:500

Important Note: This drawing is based upon the Paul Johnson Architects Drawing nos. AGR/ 862-P-007, AGR/ 862-P-008, AGR/ 862-P-009 and Appeal Reference APP/Y5420/A/A12/2184931.

0m 1m 2m 3m 4m 5m 10m

1:100 Scale Bar

Rev.	Date	Description	Initials
P2	07.11.14	Window depths reduced. Proposed brick bin store indicated. Proposed vertical flue removed and replaced with indicative horizontal stainless steel flue.	AS
P1	10.09.14	1:100 Scale Bar added.	CPL
-	11.04.14	Planning issue.	AS

Status : **PLANNING**

Client : Northumbld. Park House

Project : Alterations & Extensions to Northumbld. Park Hse.

Drawing : Sections/Elevations Sheet 1 of 2

Evolution Architecture LLP
135/137 New London Road
Chelmsford
Essex
CM2 0QT
T: +44 (0) 1245 287222
F: +44 (0) 1245 284197
E: enquiries@evolutionarchitects.co.uk
W:www.evolutionarchitects.co.uk
Feasibility | Planning | Technical | Project Management

Scale:	Paper Size:	Date :	Dwg No :	Rev :
1:100/ 1:500	A1	April 2014	13 - 141 - 122	P2

© THIS DRAWING IS THE COPYRIGHT OF EVOLUTION ARCHITECTURE and shall not in any way be utilised or reproduced without their prior written consent. All dimensions are to be checked on site or in the workshop by the contractor prior to commencing any works. Work only to figured dimensions. DO NOT SCALE FROM THIS DRAWING. Any discrepancies to be reported to the Architect.

For Floor Plans, Refer To Dwg Nos. 13-141-120 & 13-141-121.

A:\13-141 Northumbld Park House\4 Planning\4.1 Planning Drawings\4.1 Application Consultation Drawings\13-141 Various Drawings - 2 Storey