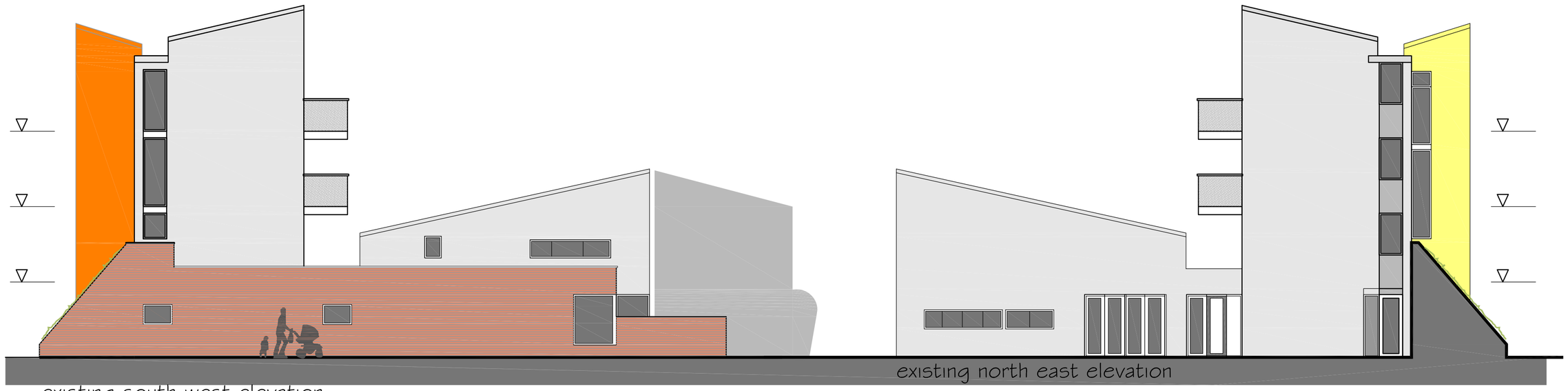

existing south west elevation

existing north east elevation

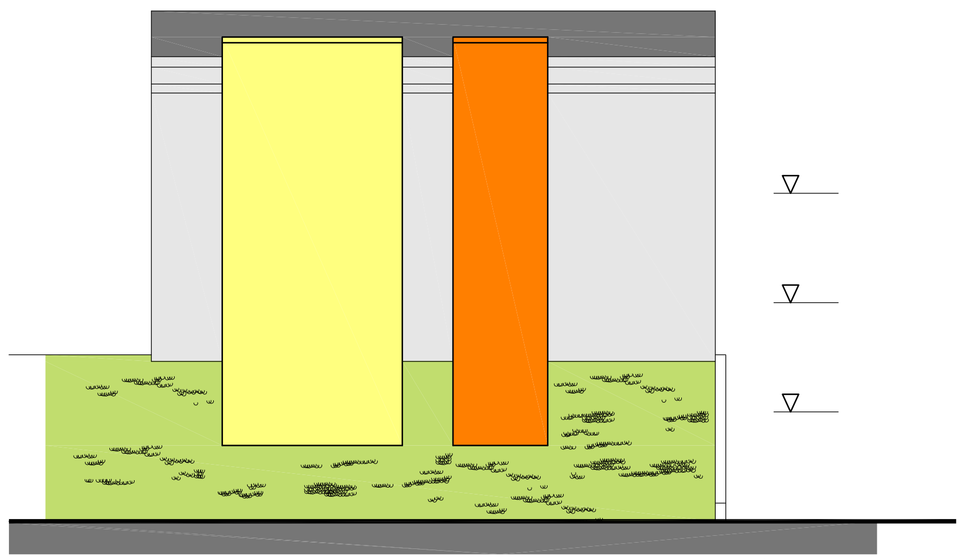

existing north west elevation

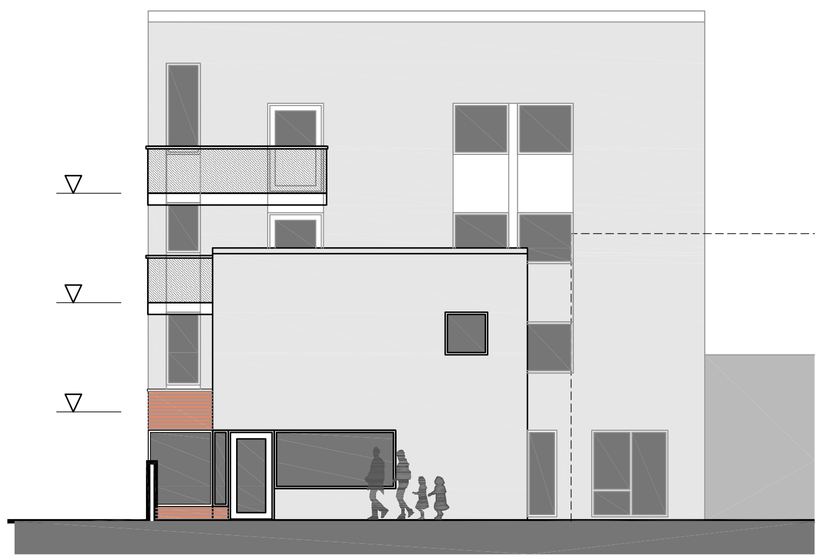

existing south east elevation

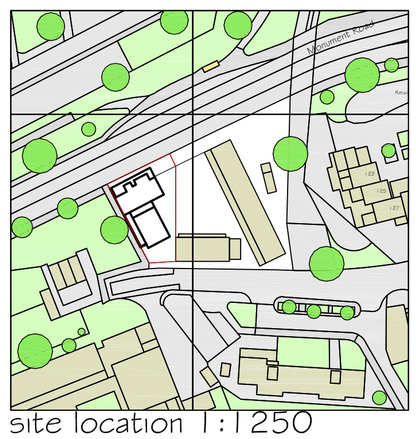

site location 1:1250

Notes:

do not scale:
detailed drawings and larger scale drawings take precedence. Figured dimensions only are to be taken from this drawing.

dimensions:
All building and site dimensions, levels and sewer invert levels at connection points are to be checked and verified on site by the contractor before the commencement of works. All dimensions are to be checked prior to the placement of orders for materials or the fabrication of work and any discrepancy, omission or error is to be reported to the Architect immediately for verification.

specification:
The Contractor is to comply with current Building Legislation, British Standard Specifications, BuildingRegulations etc. Whether or not specifically stated on this drawing. This drawing must be checked against and read in conjuction with any structural or other relevant specialist and design documentation provided.

N

revisions:

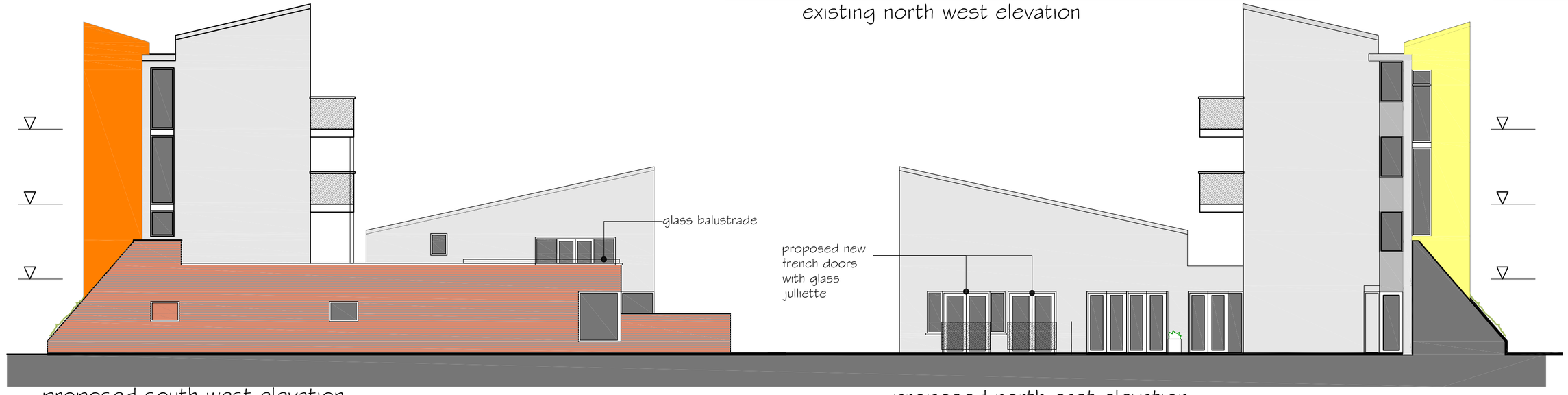

proposed south west elevation

glass balustrade

proposed new
french doors
with glass
julliette

proposed north east elevation

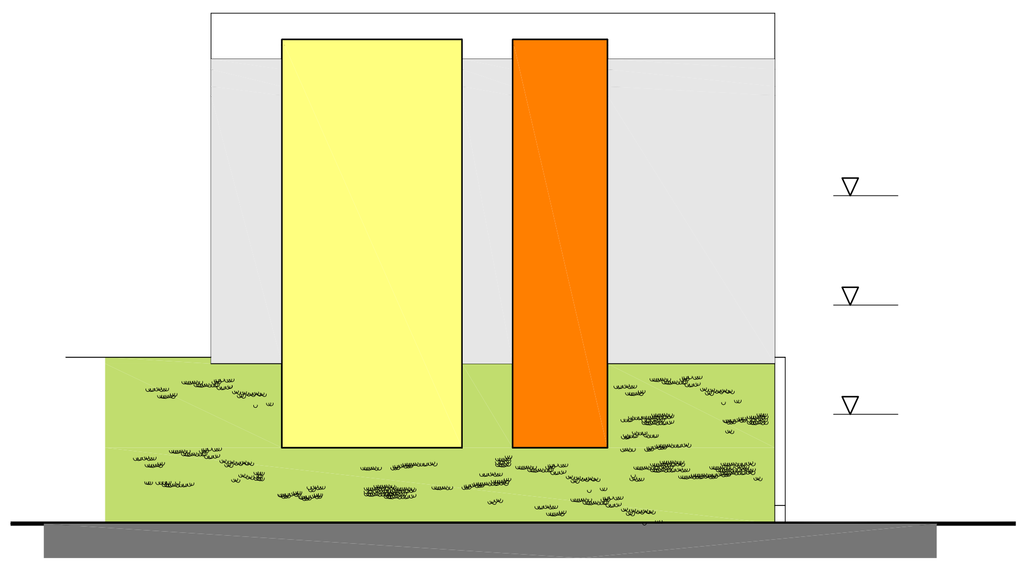

proposed north west elevation

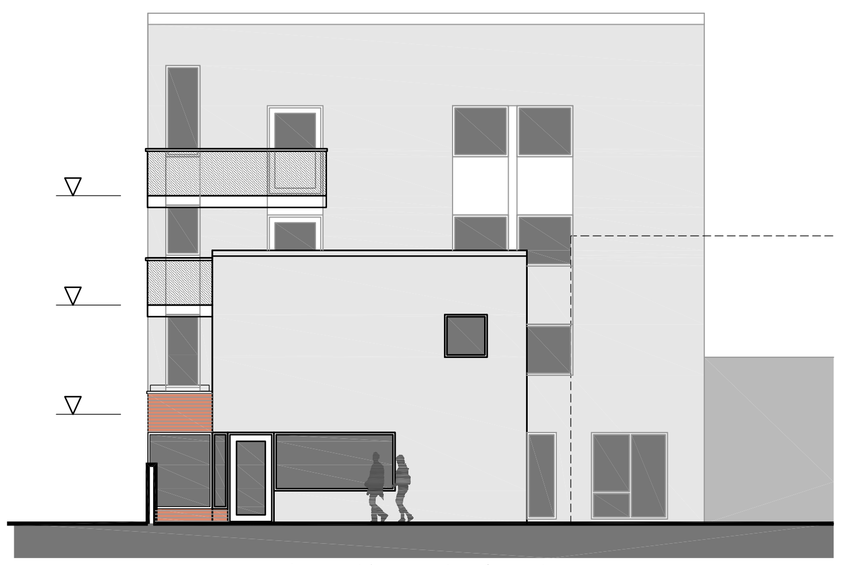

proposed south east elevation

elevations 1:100

1:100 0m 1m 2m 5m 10m

1:1250 10m 20m 50m 100m 125m

client:
Mr. M Patel

project:

79 High Cross Road
London
N17 9NR

description:
existing and proposed elevations

jdw architects

head office:
the old stone masons, 10 st johns st,
abergavenny, monmouthshire. np7 5rt
tel: ***01873 851125*** *fax:* ***01873 851127***

newport:
ground floor, 126 caerleon road,
newport, south wales. np19 7gs
tel: ***01633 245020*** *fax:* ***01633 246812***

e: mail: ***info@jdwarchitects.co.uk***
w: ***www.jdwarchitects.co.uk***

drawn: jw
scale: 1:100 @A1
date: feb '13
sheet of:

job drwg. no: jw610-106
rev: B

this drawing is copyright of the architect and may not be reproduced without licence