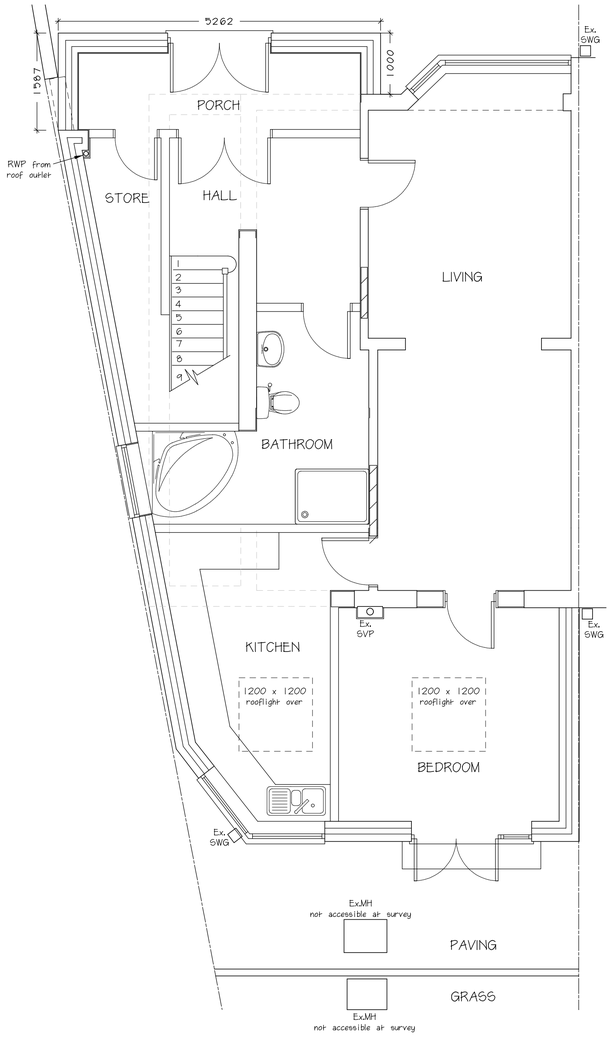

PROPOSED GROUND FLOOR LAYOUT

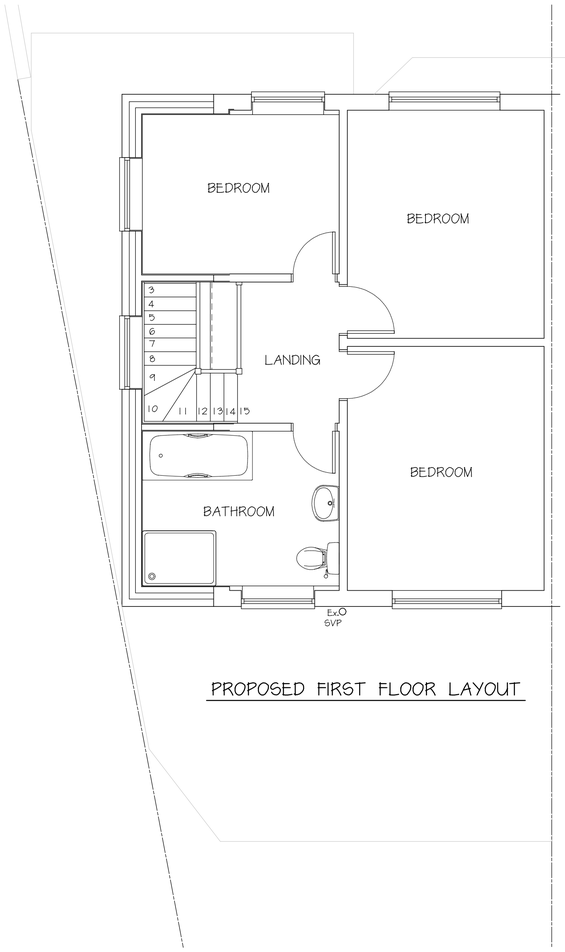

PROPOSED FIRST FLOOR LAYOUT

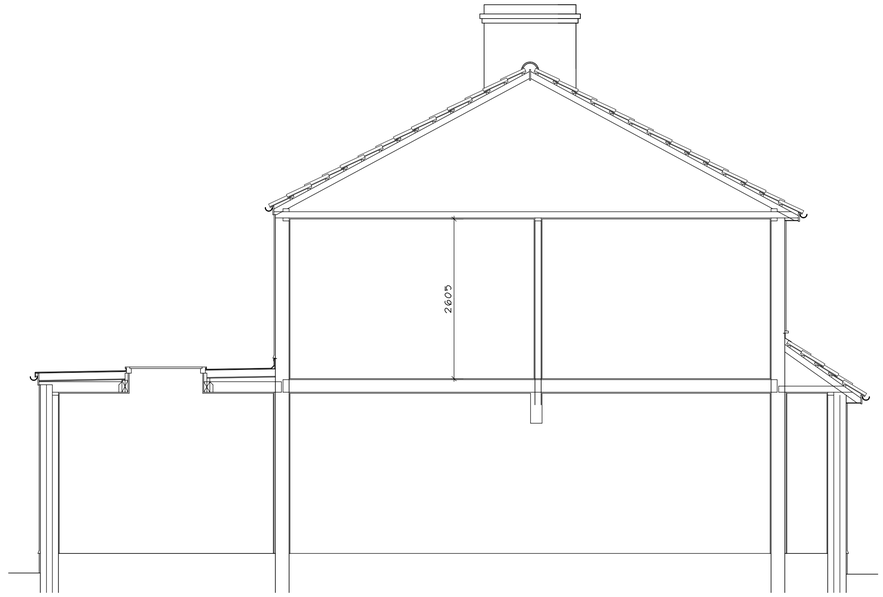

PROPOSED SECTION

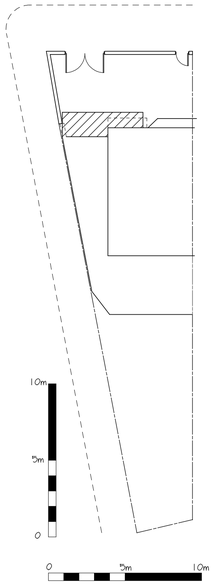

SITE PLAN - 1:200

EXTERNAL FINISHES

Generally to match existing.

Roof slopes of red interlocking concrete tiles.

Flat roof of high performance felt system with maintenance free aluminium trims direct to render to side elevations.

Walls of white painted render.

Double glazed joinery.

Boundary treatments to be retained as existing.



FRONT (EAST)



REAR (WEST)

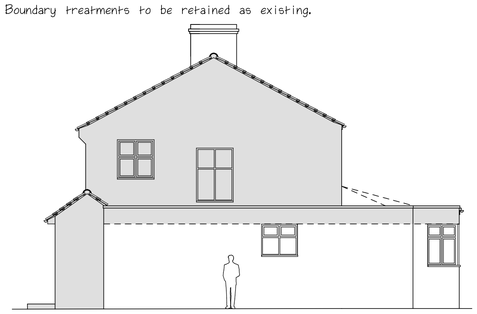

SIDE (NORTH)

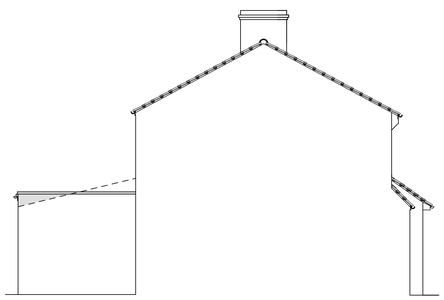

SIDE (SOUTH)

PROPOSED ELEVATIONS - 1:100

COPYRIGHT: The contents of this drawing may not be reproduced in part or in whole without the written consent of Building Design Consultants

PROJECT: Proposed extension and alterations

DRAWING NUMBER: 14062/3

DRAWING: Proposed layouts, section, site plan and elevations

CLIENT: Ms H Peters

SITE: 34 Shelbourne Road
London
N17 9YH

DATE: March 2015

SCALES: 1:50; 1:100; 1:200 @ A1

Building Design Consultants
ARCHITECTURAL DESIGNERS
STRUCTURAL ENGINEERS
BUILDING SURVEYORS
PLANNING CONSULTANTS
BUILDING CONSULTANTS
47 Deer Park Way, Waltham Abbey, Essex EN9 3YN
www.plansandcalcs.co.uk
Tel: 01992 768866 Fax: 01992 768877

Amendments:

THIS WORK MAY BE AFFECTED BY THE PROVISIONS OF THE PARTY WALL etc. ACT 1996

THE CONTRACTOR MAY BE RESPONSIBLE FOR NOTIFYING HSE UNDER CDM REGULATIONS 1994
IF THE PROJECT IS COMMERCIAL OR INDUSTRIAL, A PLANNING SUPERVISOR SHOULD BE APPOINTED.