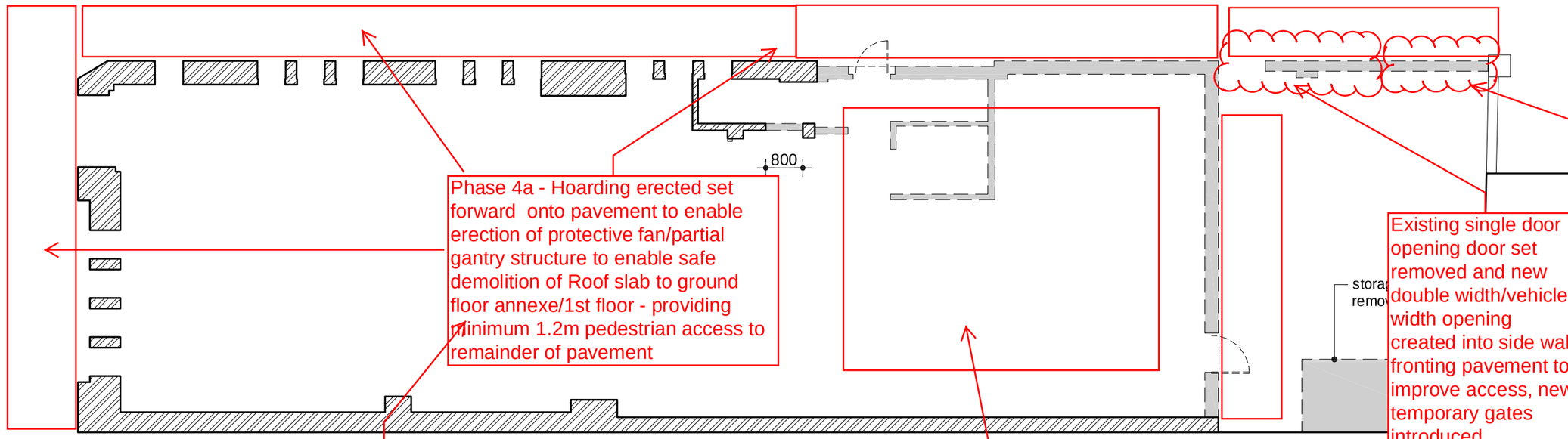

ground f

Phase 4a - Hoarding erected set forward onto pavement to enable erection of protective fan/partial gantry structure to enable safe demolition of Roof slab to ground floor annexe/1st floor - providing minimum 1.2m pedestrian access to remainder of pavement

Phase 4b -On completion of demolition of 'Pavement wall' by machine working from within site confines, scaffold fan struck to enable site clearance and substructure works

Subject to LA approval Phases 4A and 4B may be brought forward to encompass the Construction of a Temporary loadbearing scaffold gantry to the same length shown, but broad enough to enable skip/lorry access to serve as both Chute station for demolition arisings to be delivered into skips/wait and load lorries and subsequently for materials storage

Phase 4 - Existing slab to be back propped to enable secure demolition, with props progressively removed as slab demolished

Existing single door opening door set removed and new double width/vehicle width opening created into side wall fronting pavement to improve access, new temporary gates introduced

Subject to LA consent/timing existing wall to be hand demolished and removed at same time or later date and replaced with New Hoarding/ Heras fencing

Phase 4 - Independant scaffold erected to enable demolition of rear wall subject to review

New hoarding to be erected onto existing pavement, set forward 80cm from existing wall so as to allow Minimum 1.2m clear pedestrian access on existing pavement for pedestrians to walk pass. To facilitate removal of demolition arisings stockpiled inyard area to be removed by Grab lorry waiting in two adjacent 'suspended parking bays'

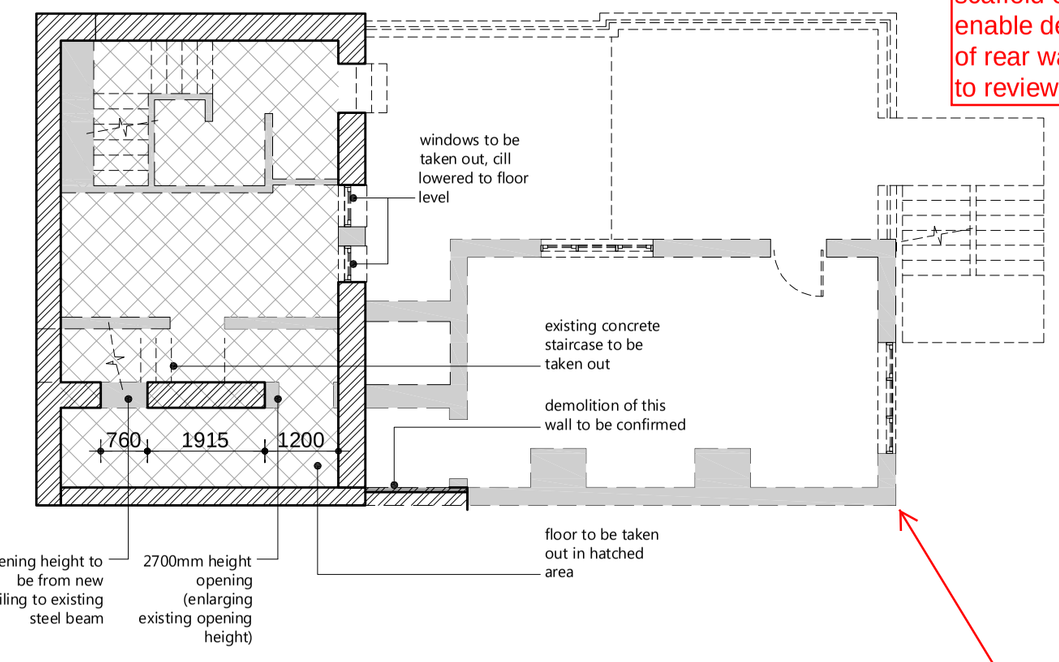

mezzanine floor

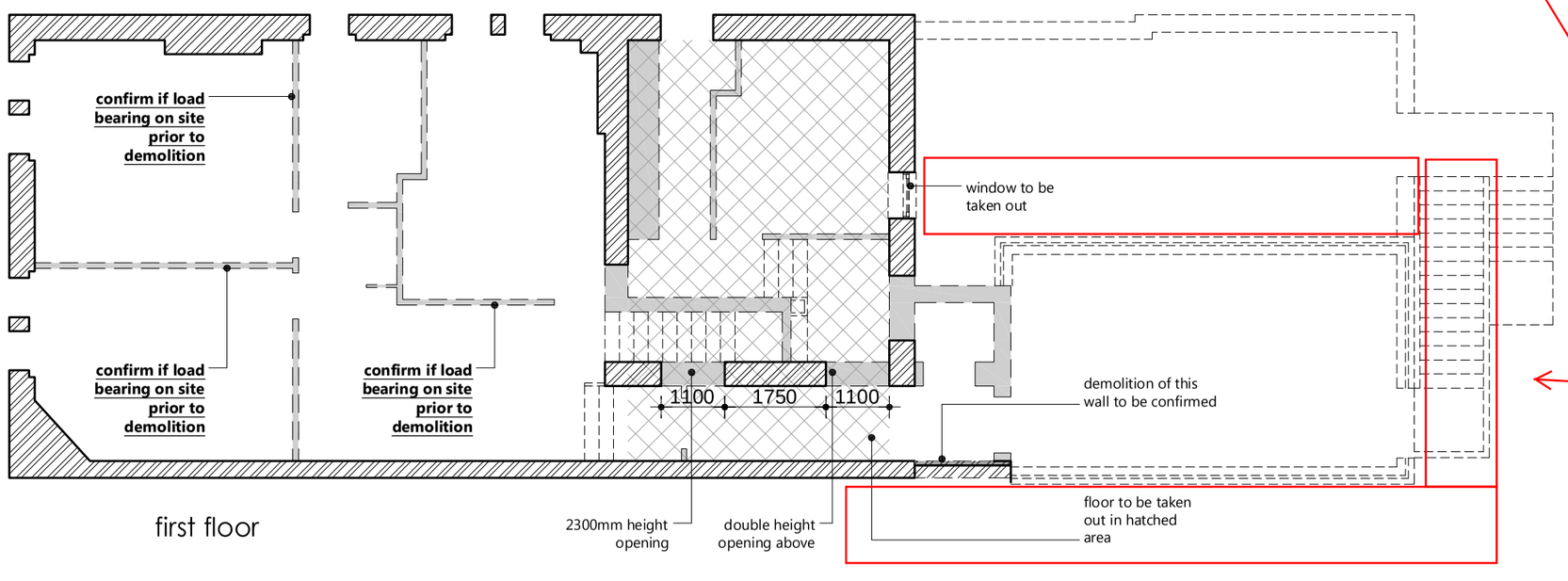

first floor

Phase 2- 1st to 2nd Floor Scaffold struck and re-erected to enable demolition of 1st floor off slab to offices and 1st Floor existing office walls

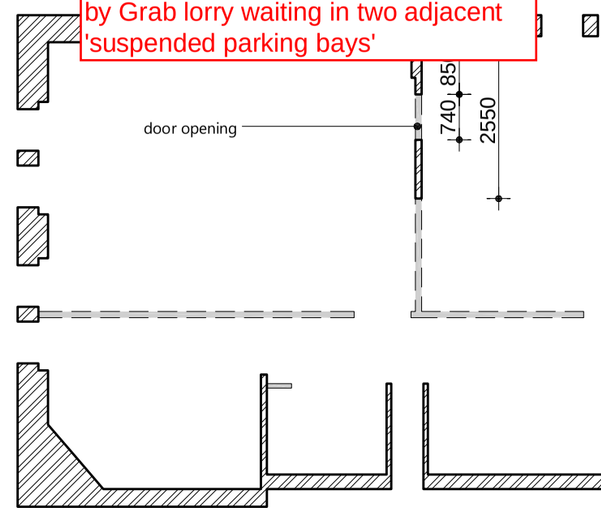

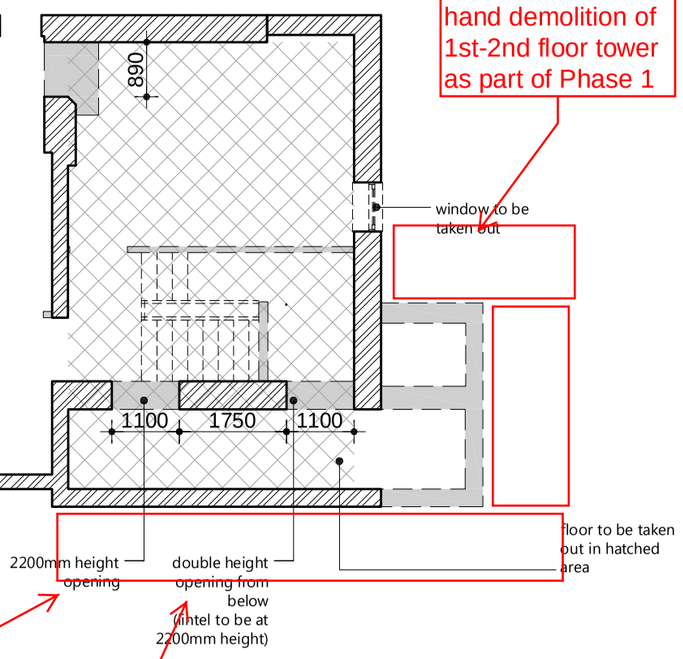

second floor

Masons scaffold erect off1st floor roof deck to enable hand demolition of 1st-2nd floor tower as part of Phase 1

All Scaffolds to be Monarfex clad and alarmed

Scaffold erection to this elevation either by modular beams from adjacent roof terrace and/or from Courtyrda access at ground level/street level

KEY

existing walls to be taken out

floor to be taken out

0 1000 3000 6000 10000

PROPOSED DEMOLITION PLAN

DRAWING NO. 12-12-843/WD 106

SCALE 1:100@A2

DATE OCT 2014

CONTACT Joe/ Kunal

proposed remodelling extension & conversion of existing flats above restaurant into HMO

Hazan, Smith & Partners
Chartered Architects and Town Planners
5 Goodge Place London W1T 4SD
020 7631 3678 www.hazansmith.co.uk