© A JONES + CO ARCHITECTURAL SOLUTIONS

THIS ELECTRONIC INFORMATION IS CONFIDENTIAL AND THE COPYRIGHT OF A JONES + CO ARCHITECTURAL SOLUTIONS. NO USE IS PERMITTED OF IT OTHER THAN BY THE INTENDED RECIPIENT FOR THE PROPER PURPOSE NOR SHALL IT BE DISCLOSED OR PASSED ON TO ANY OTHER PARTY IN ANY FORM IN WHOLE OR IN PART WITHOUT OUR EXPRESS PERMISSION.
THE DATA IS SUPPLIED ELECTRONICALLY FOR CONVENIENCE ONLY. THE ORIGINAL INFORMATION IS THE HARD COPY WHICH WILL BE SUPPLIED ON REQUEST. NO DIMENSIONS OR OTHER INFORMATION SHOULD BE INFERRED FROM THE ELECTRONIC DATA UNLESS SPECIFICALLY SHOWN ON THE HARD COPY. WE ACCEPT NO LIABILITY FOR ANY EFFECT THAT THE TRANSMISSION OR USE OF THIS DATA MAY HAVE ON ANY COMPUTER OR SYSTEMS WHETHER IN RELATION TO ANY DEFECT, VIRUS OR ANY OTHER MATTER. YOUR RECEIPT OF THIS INFORMATION AND OPENING OF THE FILES CONSTITUTES ACCEPTANCE OF THESE TERMS.

CONSTRUCTION NOTES.

1. VERIFY ALL SITE DIMENSIONS AND LEVELS PRIOR TO MANUFACTURE OF ANY COMPONENT.
2. READ IN CONJUNCTION WITH ALL OTHER CONTRACT DOCUMENTATION
3. BRING ANY APPARENT DISCREPANCY TO THE ATTENTION OF THE C.A. PRIOR TO MANUFACTURE/CONSTRUCTION.

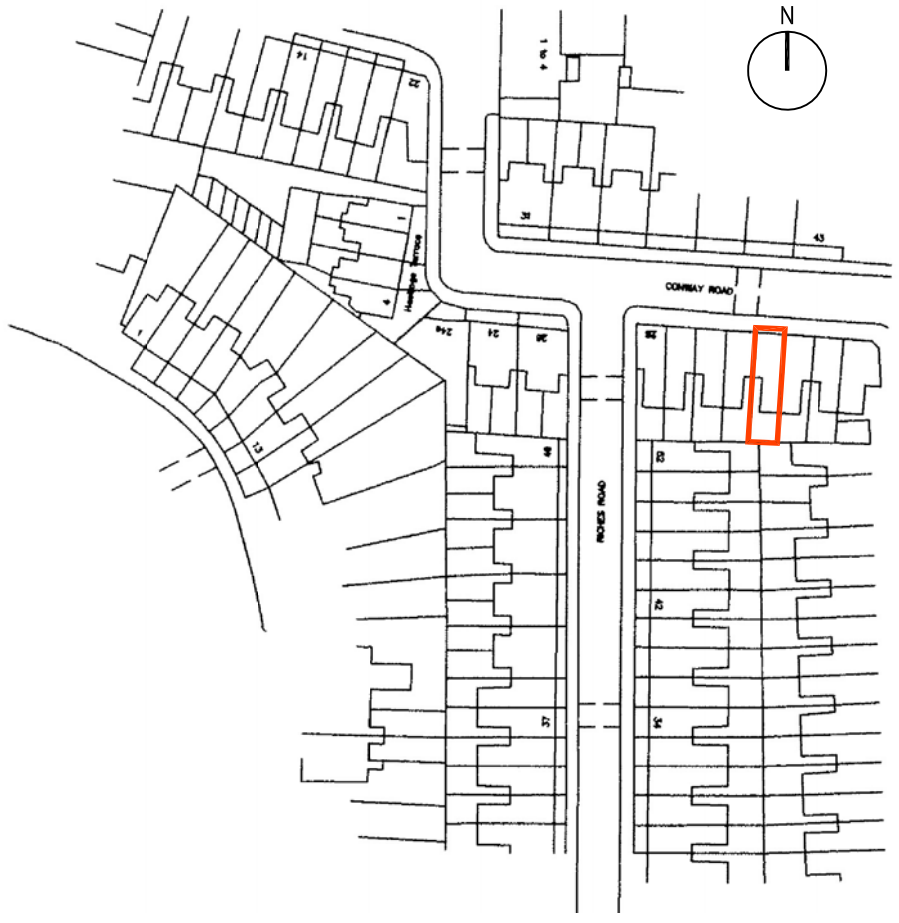

1 SITE LOCATION PLAN
1:1250

SCALE 1:1250
20m 40m

Rev.	Date	Description	Rev/Chk By

a jones+co architectural solutions

a jones+co architectural solutions
65 Rose Glen Romford RM7 0SL
Tel: 01708 755 674 Email: Info@ajonesco.co.uk
www.ajonesco.co.uk

Job Title

FLAT B, 36 CONWAY ROAD HARINGEY LONDON N15 3BA

Title

SITE LOCATION PLAN

Drawing Status
PLANNING

Drawn By	Checked By
CI	
Scale	Date
1:1250 (A3)	19NOV14
Project No. / Drawing No.	Rev.
AJC–1197 01	

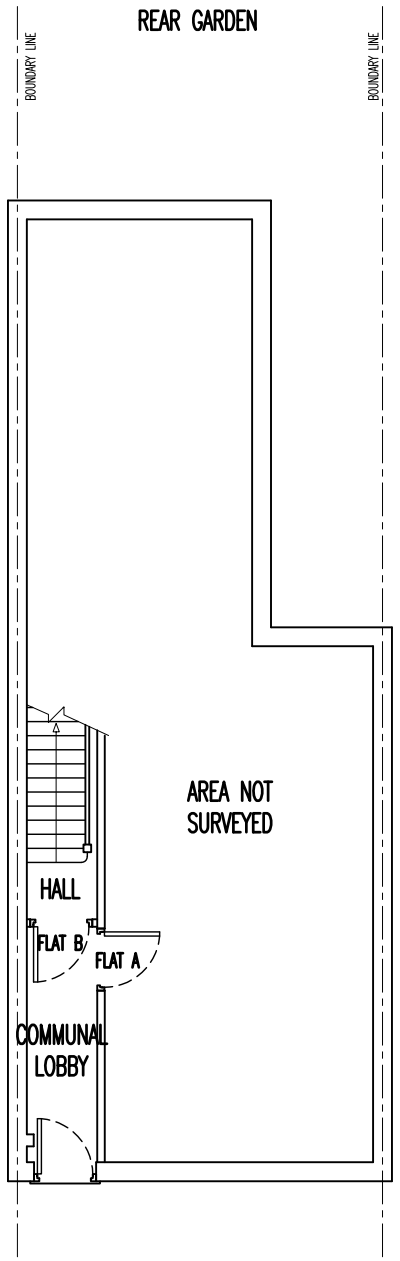

1 EXISTING GROUND FLOOR PLAN
1:100

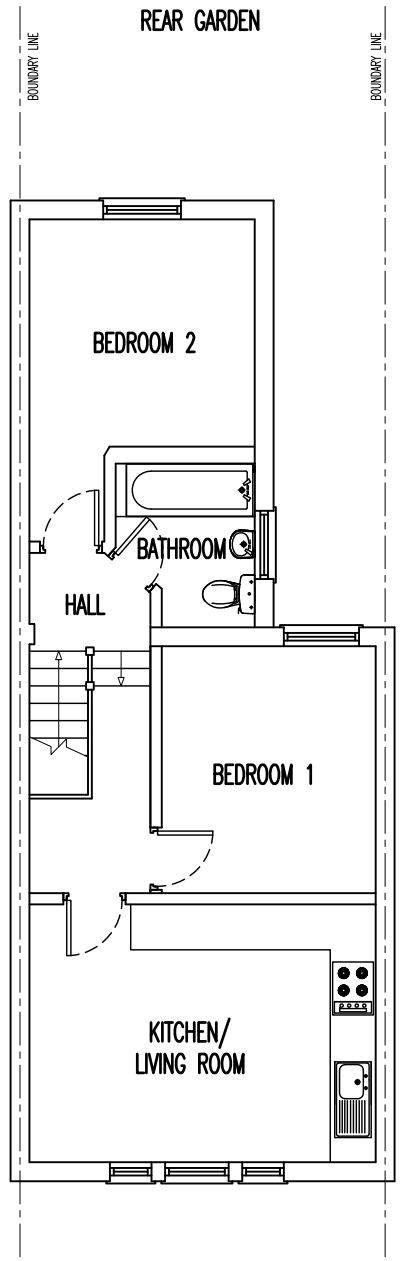

2 EXISTING FIRST FLOOR PLAN
1:100

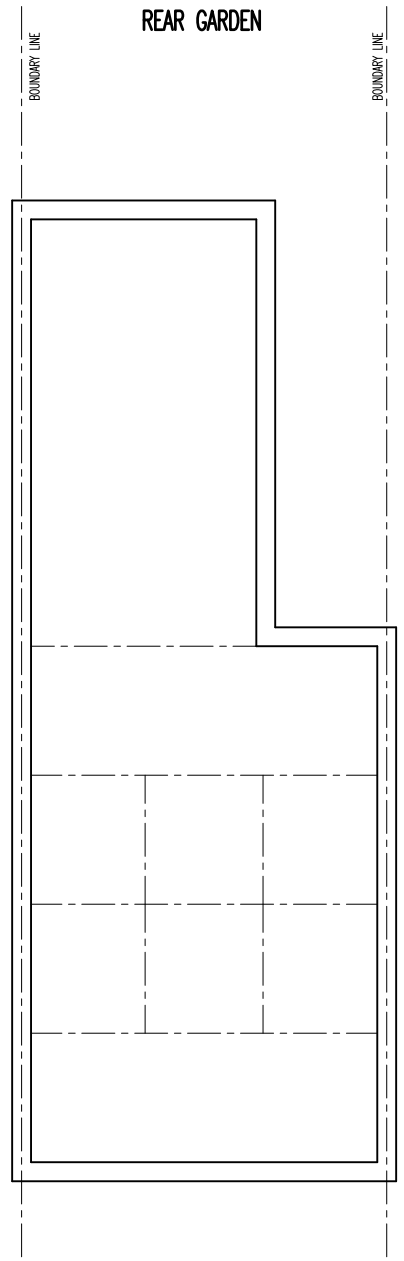

3 EXISTING SECOND FLOOR PLAN
1:100

© A JONES + CO ARCHITECTURAL SOLUTIONS

THIS ELECTRONIC INFORMATION IS CONFIDENTIAL AND THE COPYRIGHT OF A JONES + CO ARCHITECTURAL SOLUTIONS. NO USE IS PERMITTED OF IT OTHER THAN BY THE INTENDED RECIPIENT FOR THE PROPER PURPOSE NOR SHALL IT BE DISCLOSED OR PASSED ON TO ANY OTHER PARTY IN ANY FORM IN WHOLE OR IN PART WITHOUT OUR EXPRESS PERMISSION.
THE DATA IS SUPPLIED ELECTRONICALLY FOR CONVENIENCE ONLY. THE ORIGINAL INFORMATION IS THE HARD COPY WHICH WILL BE SUPPLIED ON REQUEST. NO DIMENSIONS OR OTHER INFORMATION SHOULD BE INFERRED FROM THE ELECTRONIC DATA UNLESS SPECIFICALLY SHOWN ON THE HARD COPY. WE ACCEPT NO LIABILITY FOR ANY EFFECT THAT THE TRANSMISSION OR USE OF THIS DATA MAY HAVE ON ANY COMPUTER OR SYSTEMS WHETHER IN RELATION TO ANY DEFECT, VIRUS OR ANY OTHER MATTER. YOUR RECEIPT OF THIS INFORMATION AND OPENING OF THE FILES CONSTITUTES ACCEPTANCE OF THESE TERMS.

CONSTRUCTION NOTES.

1. VERIFY ALL SITE DIMENSIONS AND LEVELS PRIOR TO MANUFACTURE OF ANY COMPONENT.
2. READ IN CONJUNCTION WITH ALL OTHER CONTRACT DOCUMENTATION
3. BRING ANY APPARENT DISCREPANCY TO THE ATTENTION OF THE C.A. PRIOR TO MANUFACTURE/CONSTRUCTION.

Rev.	Date	Description	Rev/Chk By

a jones+co architectural solutions

a jones+co architectural solutions
65 Rose Glen Romford RM7 0SL
Tel: 01708 755 674 Email: info@ajonesco.co.uk
www.ajonesco.co.uk

Job Title

FLAT B, 36 CONWAY ROAD HARINGEY LONDON N15 3BA

Title

EXISTING PLANS

Drawing Status
PLANNING

Drawn By	Checked By
CI	
Scale	Date
1:100 (A3)	19NOV14
Project No. / Drawing No.	Rev.
AJC–1197 02	

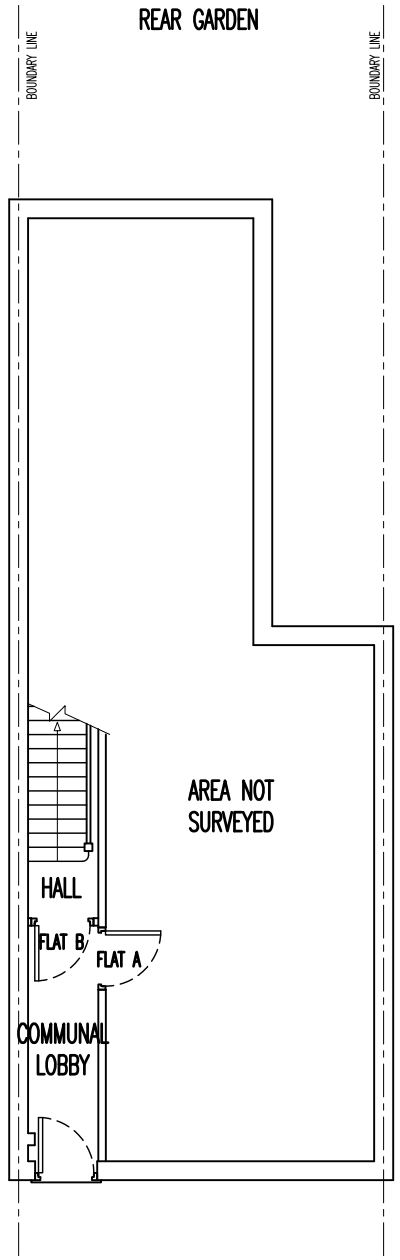

1 PROPOSED GROUND FLOOR PLAN

1:100

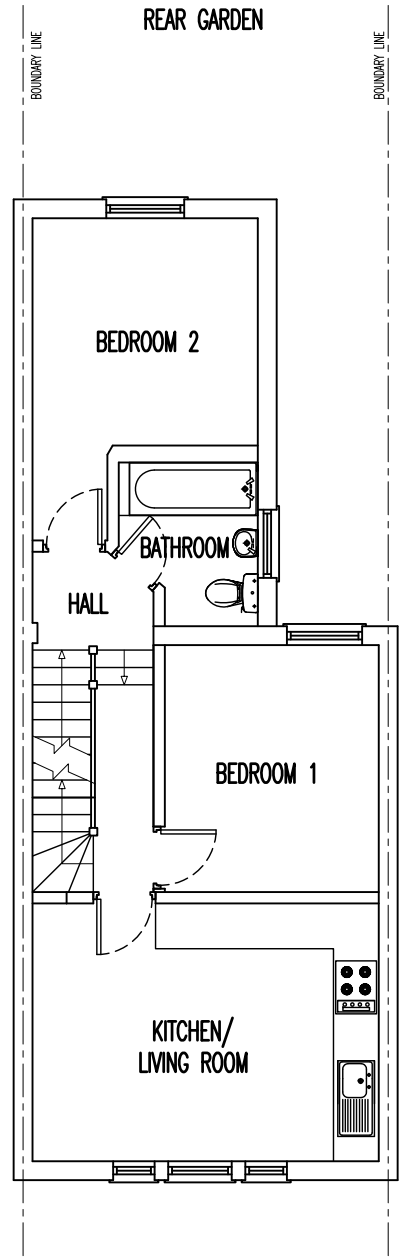

2 PROPOSED FIRST FLOOR PLAN

1:100

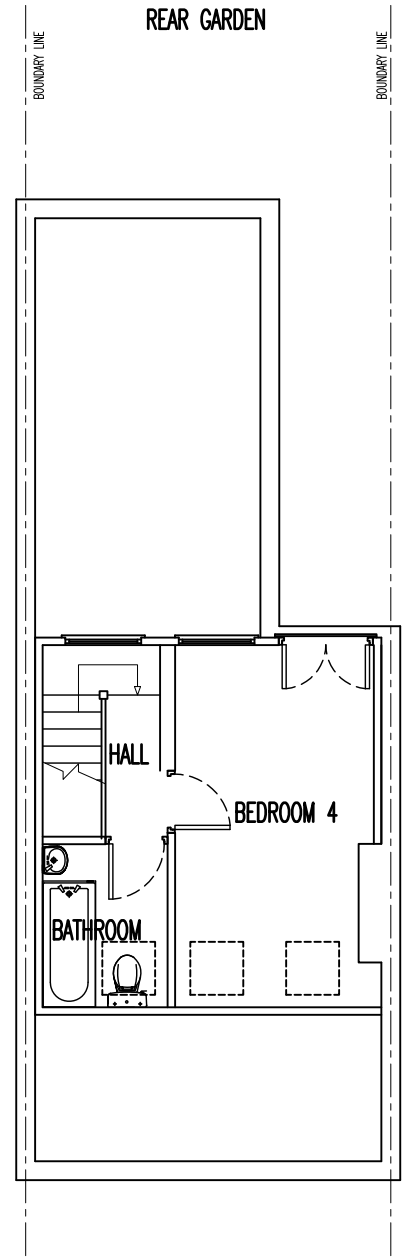

SCALE 1:100

1m 2m 3m

3 PROPOSED SECOND FLOOR PLAN

1:100

© A JONES + CO ARCHITECTURAL SOLUTIONS

THIS ELECTRONIC INFORMATION IS CONFIDENTIAL AND THE COPYRIGHT OF A JONES + CO ARCHITECTURAL SOLUTIONS. NO USE IS PERMITTED OF IT OTHER THAN BY THE INTENDED RECIPIENT FOR THE PROPER PURPOSE NOR SHALL IT BE DISCLOSED OR PASSED ON TO ANY OTHER PARTY IN ANY FORM IN WHOLE OR IN PART WITHOUT OUR EXPRESS PERMISSION.
THE DATA IS SUPPLIED ELECTRONICALLY FOR CONVENIENCE ONLY. THE ORIGINAL INFORMATION IS THE HARD COPY WHICH WILL BE SUPPLIED ON REQUEST. NO DIMENSIONS OR OTHER INFORMATION SHOULD BE INFERRED FROM THE ELECTRONIC DATA UNLESS SPECIFICALLY SHOWN ON THE HARD COPY. WE ACCEPT NO LIABILITY FOR ANY EFFECT THAT THE TRANSMISSION OR USE OF THIS DATA MAY HAVE ON ANY COMPUTER OR SYSTEMS WHETHER IN RELATION TO ANY DEFECT, VIRUS OR ANY OTHER MATTER. YOUR RECEIPT OF THIS INFORMATION AND OPENING OF THE FILES CONSTITUTES ACCEPTANCE OF THESE TERMS.

CONSTRUCTION NOTES.

1. VERIFY ALL SITE DIMENSIONS AND LEVELS PRIOR TO MANUFACTURE OF ANY COMPONENT.
2. READ IN CONJUNCTION WITH ALL OTHER CONTRACT DOCUMENTATION
3. BRING ANY APPARENT DISCREPANCY TO THE ATTENTION OF THE C.A. PRIOR TO MANUFACTURE/CONSTRUCTION.

Rev.	Date	Description	Rev/Chk By

a jones+co architectural solutions

a jones+co architectural solutions
65 Rose Glen Romford RM7 0SL
Tel: 01708 755 674 Email: info@ajonesco.co.uk
www.ajonesco.co.uk

Job Title

FLAT B, 36 CONWAY ROAD HARINGEY LONDON N15 3BA

Title

PROPOSED PLANS

Drawing Status

PLANNING

Drawn By	Checked By
CI	
Scale	Date
1:100 (A3)	19NOV14
Project No.	Drawing No. / Rev.
AJC–1197	03

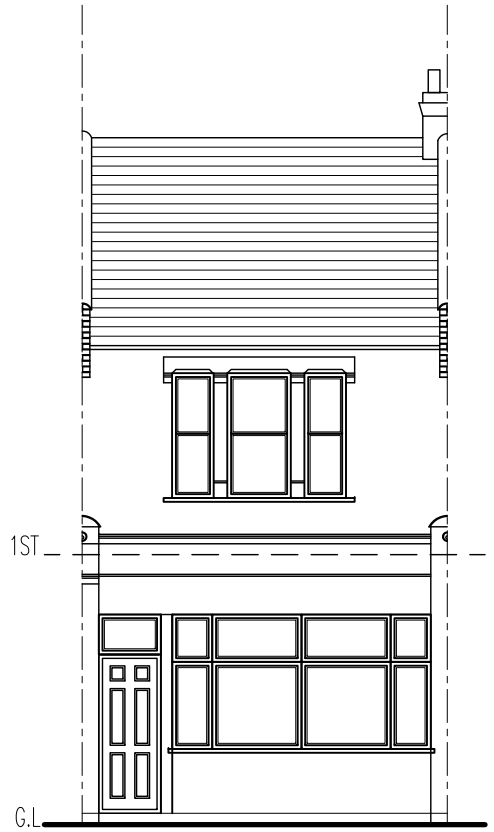

1 EXISTING FRONT ELEVATION
1:100

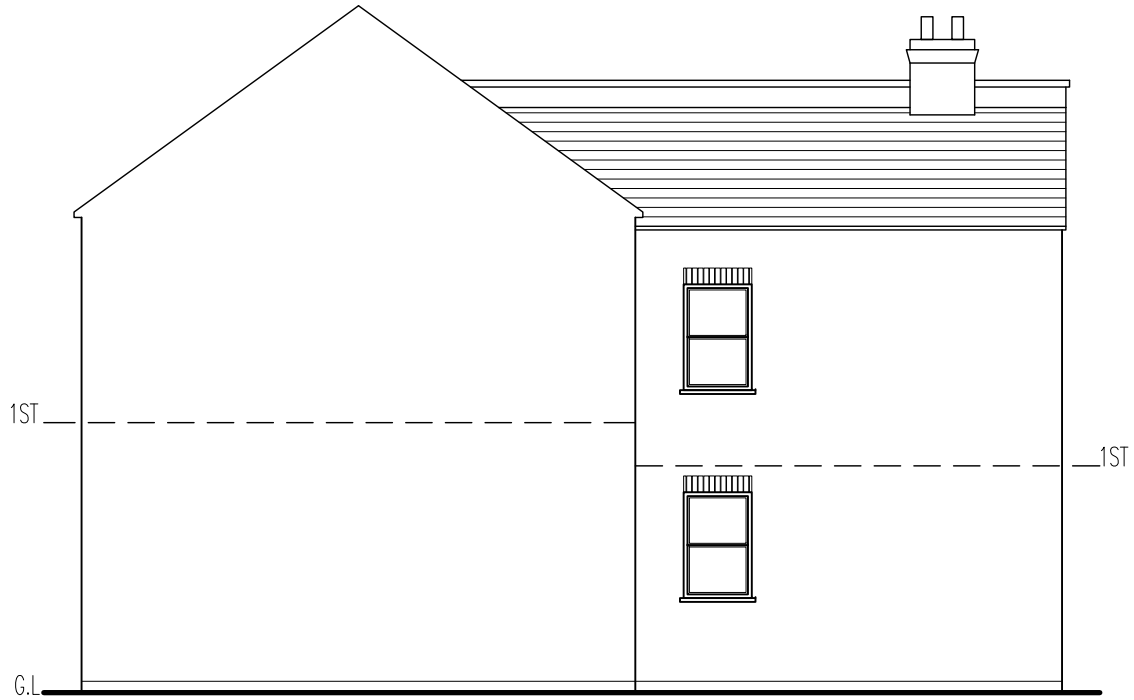

3 EXISTING SIDE ELEVATION
1:100

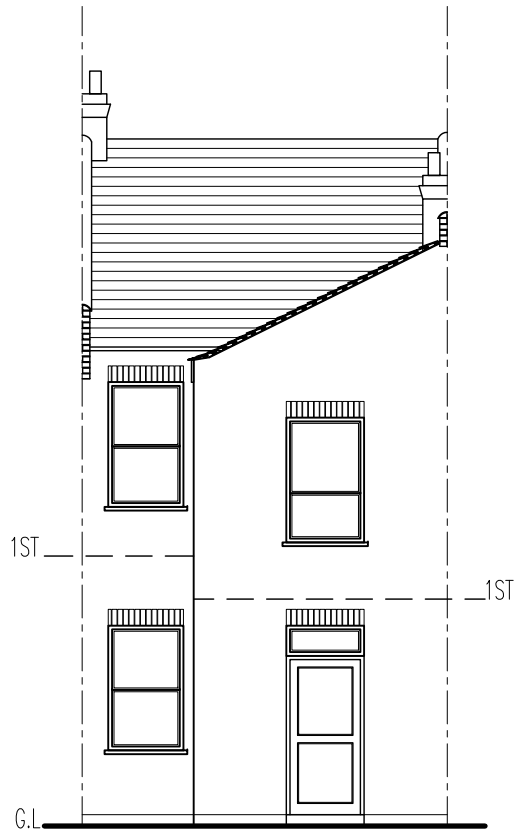

2 EXISTING REAR ELEVATION
1:100

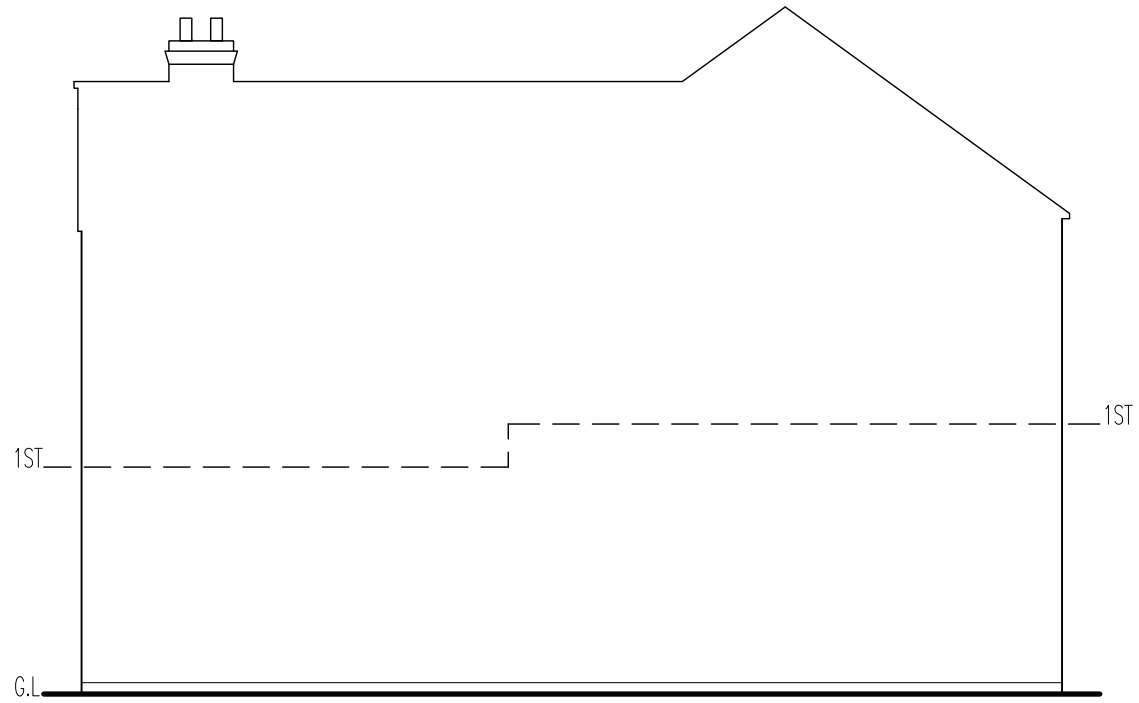

4 EXISTING SIDE ELEVATION
1:100

SCALE 1:100
1m 2m 3m

© A JONES + CO ARCHITECTURAL SOLUTIONS

THIS ELECTRONIC INFORMATION IS CONFIDENTIAL AND THE COPYRIGHT OF A JONES + CO ARCHITECTURAL SOLUTIONS. NO USE IS PERMITTED OF IT OTHER THAN BY THE INTENDED RECIPIENT FOR THE PROPER PURPOSE NOR SHALL IT BE DISCLOSED OR PASSED ON TO ANY OTHER PARTY IN ANY FORM IN WHOLE OR IN PART WITHOUT OUR EXPRESS PERMISSION.
THE DATA IS SUPPLIED ELECTRONICALLY FOR CONVENIENCE ONLY. THE ORIGINAL INFORMATION IS THE HARD COPY WHICH WILL BE SUPPLIED ON REQUEST. NO DIMENSIONS OR OTHER INFORMATION SHOULD BE INFERRED FROM THE ELECTRONIC DATA UNLESS SPECIFICALLY SHOWN ON THE HARD COPY. WE ACCEPT NO LIABILITY FOR ANY EFFECT THAT THE TRANSMISSION OR USE OF THIS DATA MAY HAVE ON ANY COMPUTER OR SYSTEMS WHETHER IN RELATION TO ANY DEFECT, VIRUS OR ANY OTHER MATTER. YOUR RECEIPT OF THIS INFORMATION AND OPENING OF THE FILES CONSTITUTES ACCEPTANCE OF THESE TERMS.

CONSTRUCTION NOTES.

1. VERIFY ALL SITE DIMENSIONS AND LEVELS PRIOR TO MANUFACTURE OF ANY COMPONENT.
2. READ IN CONJUNCTION WITH ALL OTHER CONTRACT DOCUMENTATION
3. BRING ANY APPARENT DISCREPANCY TO THE ATTENTION OF THE C.A. PRIOR TO MANUFACTURE/CONSTRUCTION.

Rev.	Date	Description	Rev/Chk By

a jones+co architectural solutions

a jones+co architectural solutions
65 Rose Glen Romford RM7 0SL
Tel: 01708 755 674 Email: info@ajonesco.co.uk
www.ajonesco.co.uk

Job Title

FLAT B, 36 CONWAY ROAD
HARINGEY
LONDON
N15 3BA

Title

EXISTING ELEVATIONS

Drawing Status

PLANNING

Drawn By	Checked By
CI	
Scale	Date
1:100 (A3)	19NOV14
Project No. / Drawing No.	Rev.
AJC–1197 04	

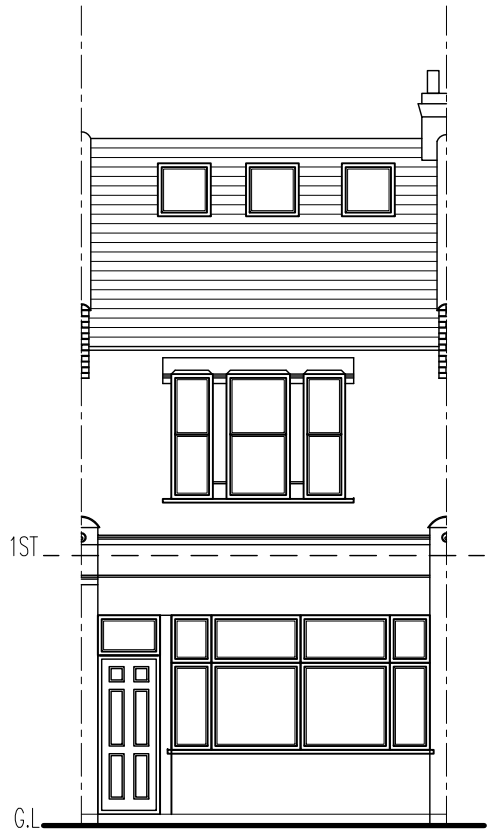

1 PROPOSED FRONT ELEVATION
1:100

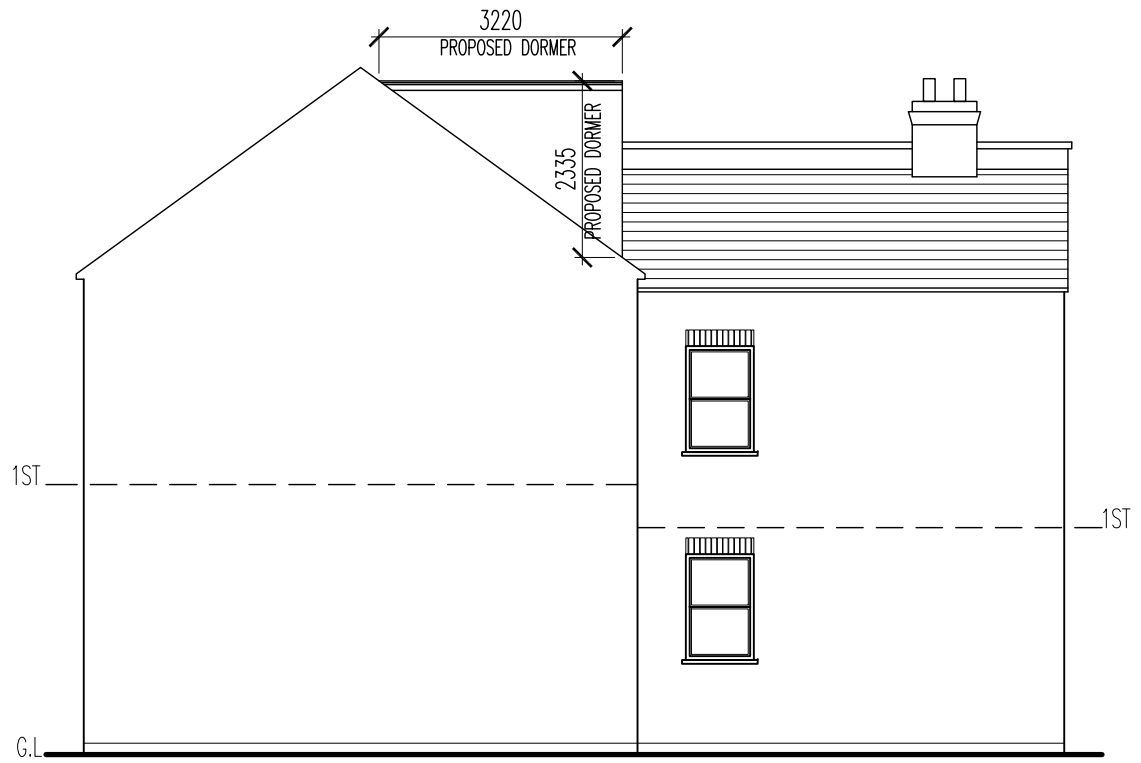

3 PROPOSED SIDE ELEVATION
1:100

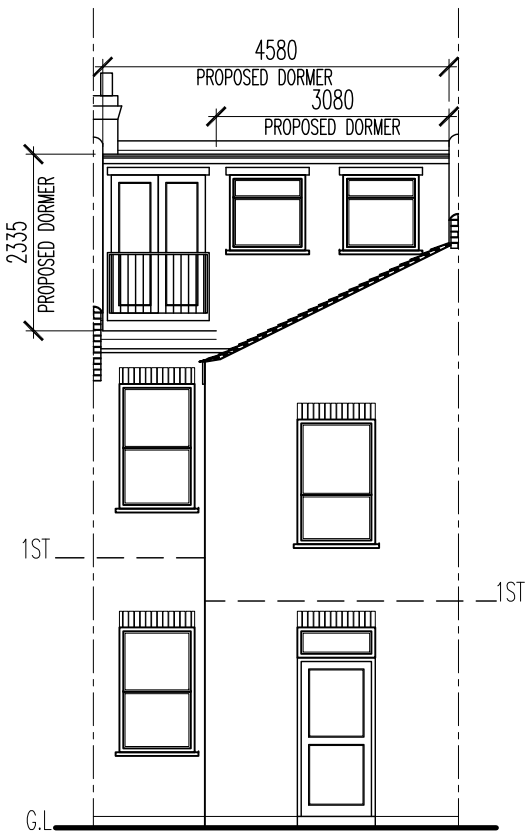

2 PROPOSED REAR ELEVATION
1:100

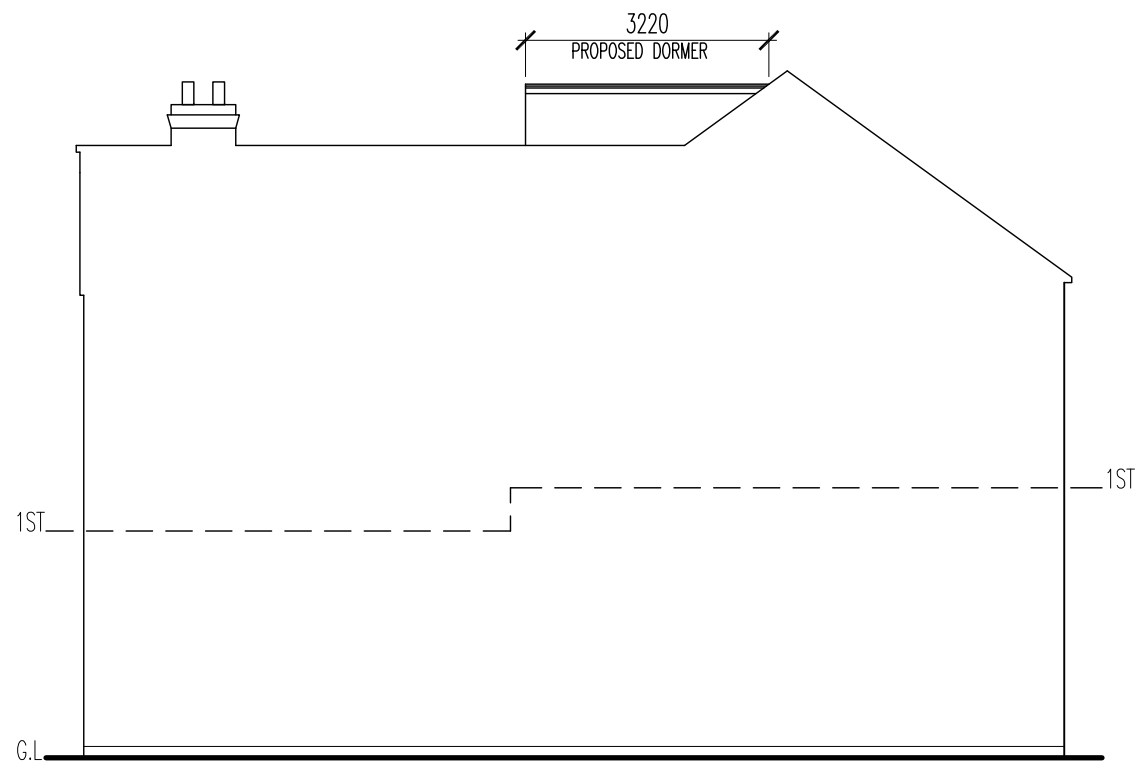

4 PROPOSED SIDE ELEVATION
1:100

SCALE 1:100
1m 2m 3m

© A JONES + CO ARCHITECTURAL SOLUTIONS

THIS ELECTRONIC INFORMATION IS CONFIDENTIAL AND THE COPYRIGHT OF A JONES + CO ARCHITECTURAL SOLUTIONS. NO USE IS PERMITTED OF IT OTHER THAN BY THE INTENDED RECIPIENT FOR THE PROPER PURPOSE NOR SHALL IT BE DISCLOSED OR PASSED ON TO ANY OTHER PARTY IN ANY FORM IN WHOLE OR IN PART WITHOUT OUR EXPRESS PERMISSION.
THE DATA IS SUPPLIED ELECTRONICALLY FOR CONVENIENCE ONLY. THE ORIGINAL INFORMATION IS THE HARD COPY WHICH WILL BE SUPPLIED ON REQUEST. NO DIMENSIONS OR OTHER INFORMATION SHOULD BE INFERRED FROM THE ELECTRONIC DATA UNLESS SPECIFICALLY SHOWN ON THE HARD COPY. WE ACCEPT NO LIABILITY FOR ANY EFFECT THAT THE TRANSMISSION OR USE OF THIS DATA MAY HAVE ON ANY COMPUTER OR SYSTEMS WHETHER IN RELATION TO ANY DEFECT, VIRUS OR ANY OTHER MATTER. YOUR RECEIPT OF THIS INFORMATION AND OPENING OF THE FILES CONSTITUTES ACCEPTANCE OF THESE TERMS.

CONSTRUCTION NOTES.

1. VERIFY ALL SITE DIMENSIONS AND LEVELS PRIOR TO MANUFACTURE OF ANY COMPONENT.
2. READ IN CONJUNCTION WITH ALL OTHER CONTRACT DOCUMENTATION
3. BRING ANY APPARENT DISCREPANCY TO THE ATTENTION OF THE C.A. PRIOR TO MANUFACTURE/CONSTRUCTION.

Rev.	Date	Description	Rev/Chk By

a jones+co architectural solutions

a jones+co architectural solutions
65 Rose Glen Romford RM7 0SL
Tel: 01708 755 674 Email: info@ajonesco.co.uk
www.ajonesco.co.uk

Job Title

FLAT B, 36 CONWAY ROAD
HARINGEY
LONDON
N15 3BA

Title

PROPOSED ELEVATIONS

Drawing Status
PLANNING

Drawn By	Checked By
CI	
Scale	Date
1:100 (A3)	19NOV14
Project No. / Drawing No.	Rev.
AJC–1197 05	

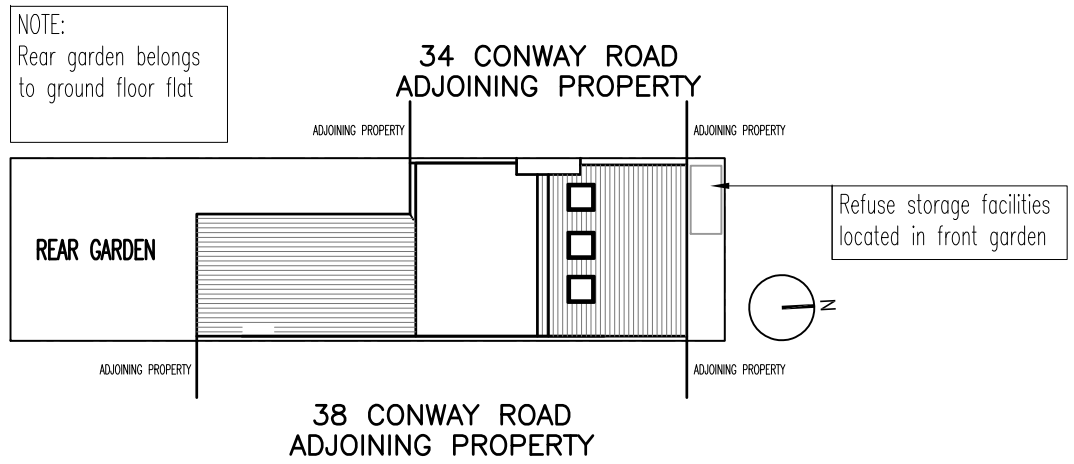

2 PROPOSED SITE PLAN

1:200

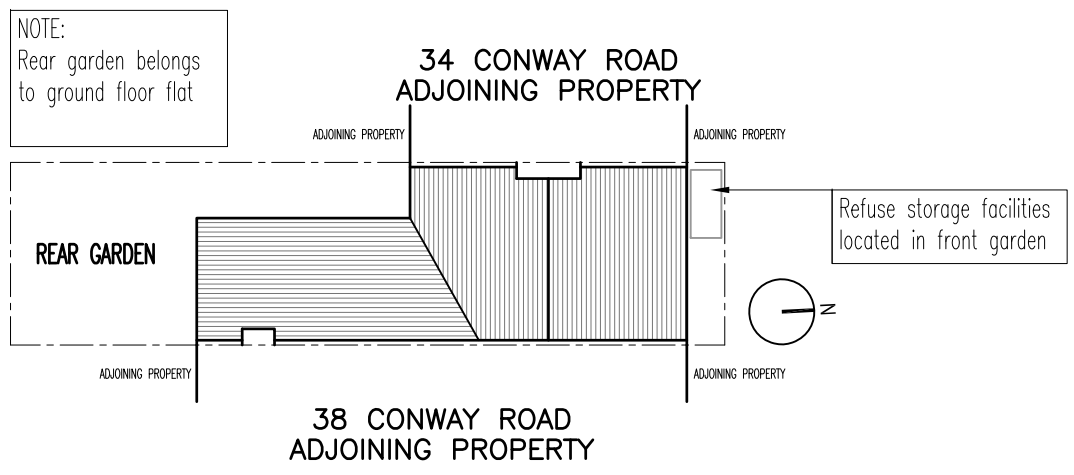

1 EXISTING SITE PLAN

1:200

SCALE 1:200

5m 10m

© A JONES + CO ARCHITECTURAL SOLUTIONS

THIS ELECTRONIC INFORMATION IS CONFIDENTIAL AND THE COPYRIGHT OF A JONES + CO ARCHITECTURAL SOLUTIONS. NO USE IS PERMITTED OF IT OTHER THAN BY THE INTENDED RECIPIENT FOR THE PROPER PURPOSE NOR SHALL IT BE DISCLOSED OR PASSED ON TO ANY OTHER PARTY IN ANY FORM IN WHOLE OR IN PART WITHOUT OUR EXPRESS PERMISSION.
THE DATA IS SUPPLIED ELECTRONICALLY FOR CONVENIENCE ONLY. THE ORIGINAL INFORMATION IS THE HARD COPY WHICH WILL BE SUPPLIED ON REQUEST. NO DIMENSIONS OR OTHER INFORMATION SHOULD BE INFERRED FROM THE ELECTRONIC DATA UNLESS SPECIFICALLY SHOWN ON THE HARD COPY. WE ACCEPT NO LIABILITY FOR ANY EFFECT THAT THE TRANSMISSION OR USE OF THIS DATA MAY HAVE ON ANY COMPUTER OR SYSTEMS WHETHER IN RELATION TO ANY DEFECT, VIRUS OR ANY OTHER MATTER. YOUR RECEIPT OF THIS INFORMATION AND OPENING OF THE FILES CONSTITUTES ACCEPTANCE OF THESE TERMS.

CONSTRUCTION NOTES.

1. VERIFY ALL SITE DIMENSIONS AND LEVELS PRIOR TO MANUFACTURE OF ANY COMPONENT.
2. READ IN CONJUNCTION WITH ALL OTHER CONTRACT DOCUMENTATION
3. BRING ANY APPARENT DISCREPANCY TO THE ATTENTION OF THE C.A. PRIOR TO MANUFACTURE/CONSTRUCTION.

Rev.	Date	Description	Rev/Chk By

a jones+co architectural solutions

a jones+co architectural solutions
65 Rose Glen Romford RM7 0SL
Tel: 01708 755 674 Email: Info@ajonesco.co.uk
www.ajonesco.co.uk

Job Title

FLAT B, 36 CONWAY ROAD HARINGEY LONDON N15 3BA

Title

EXISTING & PROPOSED SITE PLANS

Drawing Status

PLANNING

Drawn By	Checked By
CI	
Scale	**Date**
1:200 (A3)	**19NOV14**
Project No.	**Drawing No.** **Rev.**
AJC–1197	**06**

Design Access Statement

Flat B, 36 Conway Road, Haringey, London N15 3BA

Proposed loft conversion incorporating new dormer window to rear

Introduction: This design and access statement is prepared in support of the application for full planning permission and is set out using the format recommended in the DCLG Circular 01/2006 and should be read with the plans accompanying the application. It is proposed to sympathetically extend the existing family dwelling creating additional living accommodation for the owner.

Policy Background: This scheme has been designed taking into consideration the relevant planning policies of the 1994 Unitary Development Plan in respect of extensions to residential properties.

The Design Component: We are proposing a loft conversion to an existing domestic flat including a new rear dormer window. The proposal has been designed to match the scale & appearance of the existing property and the surrounding area. The landscaping will also match that of the existing surrounding.

Use: The existing use for the application site comprises a mid terrace converted 2 bedroom flat. The proposed development will remain as a family dwelling but will provide additional living accommodation at loft level with 1no new bedrooms proposed.

Amount: The proposed extensions are consistent with the amount of development in the vicinity in terms of density. The neighbourhood's services are unlikely to be affected by the amount of development planned. The additional amount will not unduly harm the existing amenity.

Layout: The layout of the building has been designed to match that of the existing building on the site and that of adjoining buildings. Given the juxtaposition of the adjoining properties within the road the projection of the extensions from the rear main wall and side main walls of the original dwelling house do not unduly affect the windows or amenity of the adjoining occupiers. All habitable rooms are provided with windows for natural daylight and ventilation.

Site Layout: The layout of the building on the site is unchanged.

Scale: The proposed extensions sit comfortably with the adjoining buildings in terms of mass and space between the buildings. The scale, geometry and proportion of the proposed windows and fenestration for the extensions are domestic in scale and similar with the existing and other buildings within Conway Road and that of the surrounding areas.

Landscaping: The landscape will remain as existing.

Appearance: The choice of materials and architectural details for the proposed extension are selected to blend seamlessly with the appearance of the existing road whilst preserving the character, appearance and context of the surrounding area.

Access: The access for the house as a whole is not proposed to be changed.

Vehicular and Transport Links: There are excellent transport links, with bus stops and underground train links a short walking distance from the property.