

0m 5m

Site Plan 1:1250 @ A3



N

This drawing is prepared solely for Planning Application purposes. It is not a construction drawing and should not be used as such. Contractor must check all dimensions on site. Discrepencies to be reported to Draughtsman.
MTDB is not responsible for unauthorised changes made to the drawings or the consequences thereof. All structural elements(beams etc) as per the structual engineer`s specifications

MTdB
Mahershun Tcoluny Design Build

Client: Mr & Mrs Cathan

Project: 28 Mattison Road

Drwng Title:
Site Location Plan

Scale: 1:1250@A3	**Date:** 27/5/2015
Drawn by: M.T	**Job No:** 01

Drawing No: 001-01 **Rev:** 00

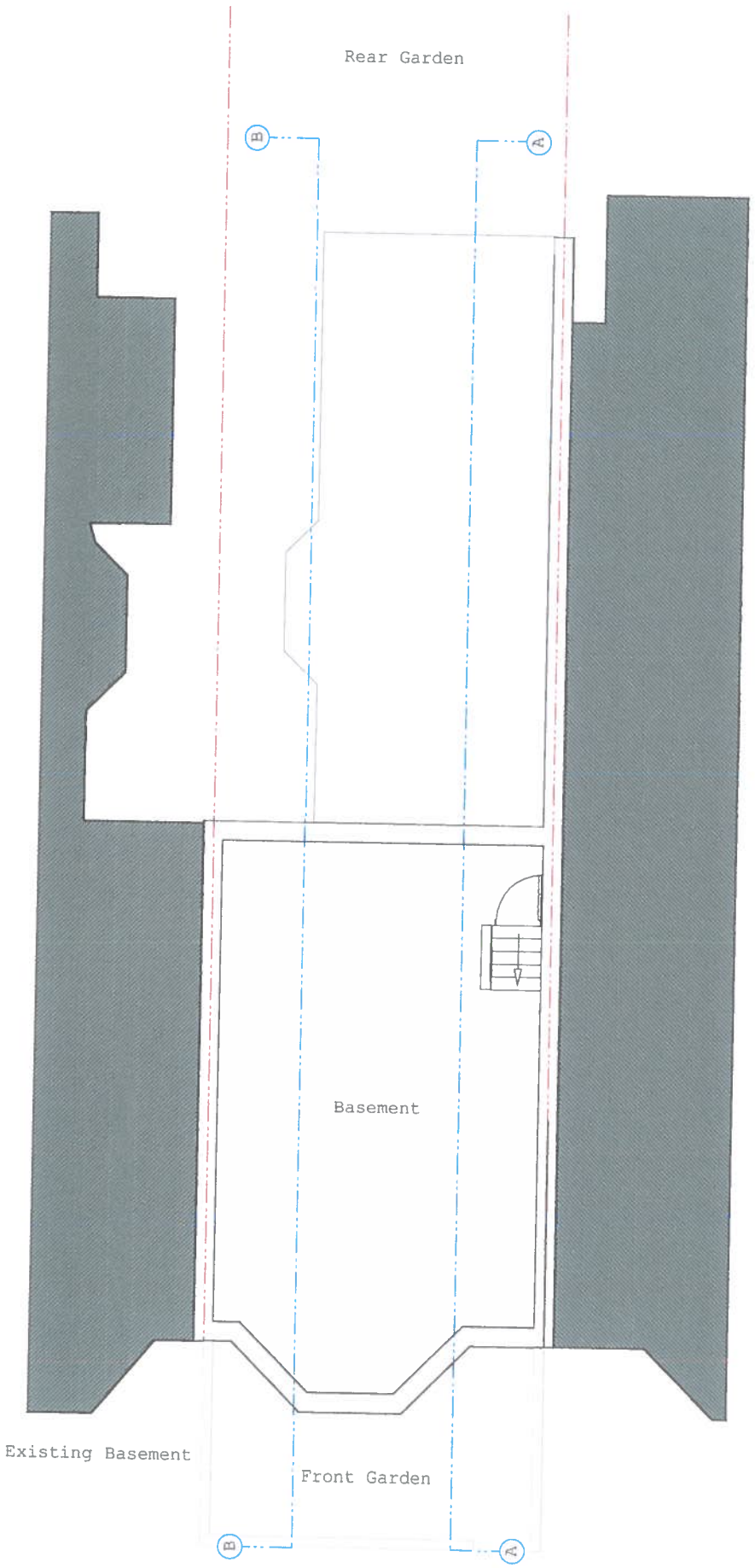

Existing Basement

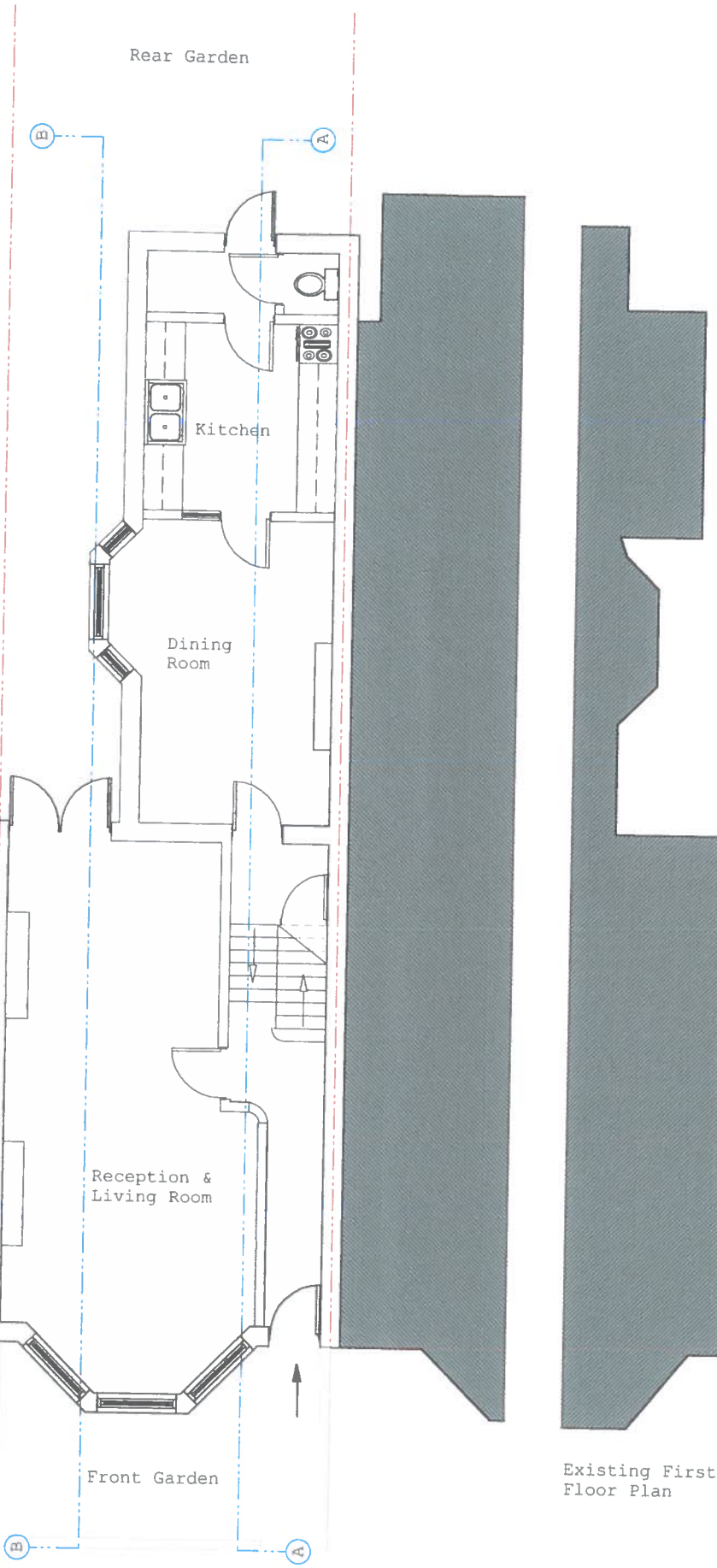

Existing Ground Floor Plan

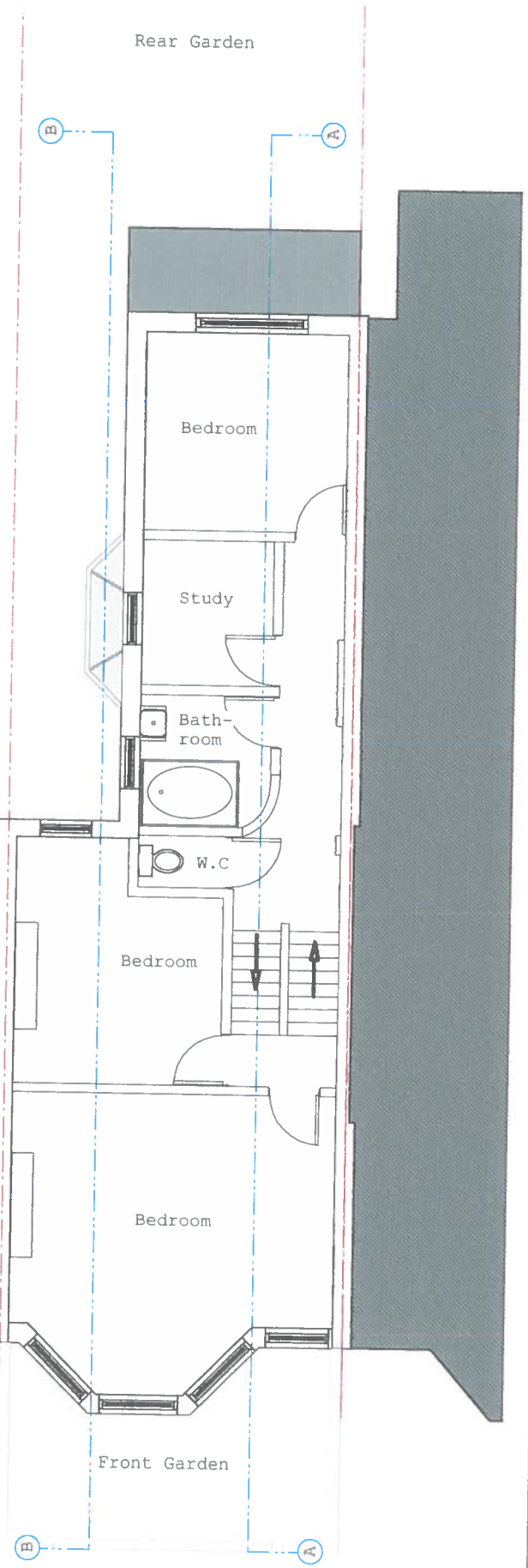

Existing First Floor Plan

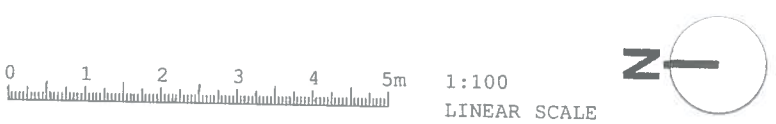

This drawing is prepared solely for Planning Application purposes. It is not a construction drawing and should not be used as such. Contractor must check all dimensions on site. Discrepencies to be reported to Draughtsman.

MTDB is not responsible for unauthorised changes made to the drawings or the consequences thereof. All structural elements(beams etc) as per the structual engineer`s specifications

MTdB
Metherhun Tsolumy Design Build

Client: Mr & Mrs Cathan

Project: 28 Mattison Ave

Drwng Title: Existing Basement, Ground & First floor plan

Scale: 1:100@A3 **Date:** 27/5/2015

Drawn by: M.T **Job No:** 02



Front Existing Elevation



Rear Existing Elevation

0 1 2 3 4 5m

1:100
LINEAR SCALE

N

This drawing is prepared solely for Planning Application purposes. It is not a construction drawing and should not be used as such. Contractor must check all dimensions on site. Discrepencies to be reported to Draughtsman.
MTDB is not responsible for unauthorised changes made to the drawings or the consequences thereof. All structural elements(beams etc) as per the structual engineer's specifications

MTdB
Metherhun Tooluny Design Build

Client: Mr & Mrs Cathan

Project: 28 Mattison Rd

Drwng Title:
Existing Elevations

Scale: 1:100@A3	**Date:** 27/5/2015
Drawn by: M.T	**Job No:** 03

Drawing No: 003-03 **Rev:** 00

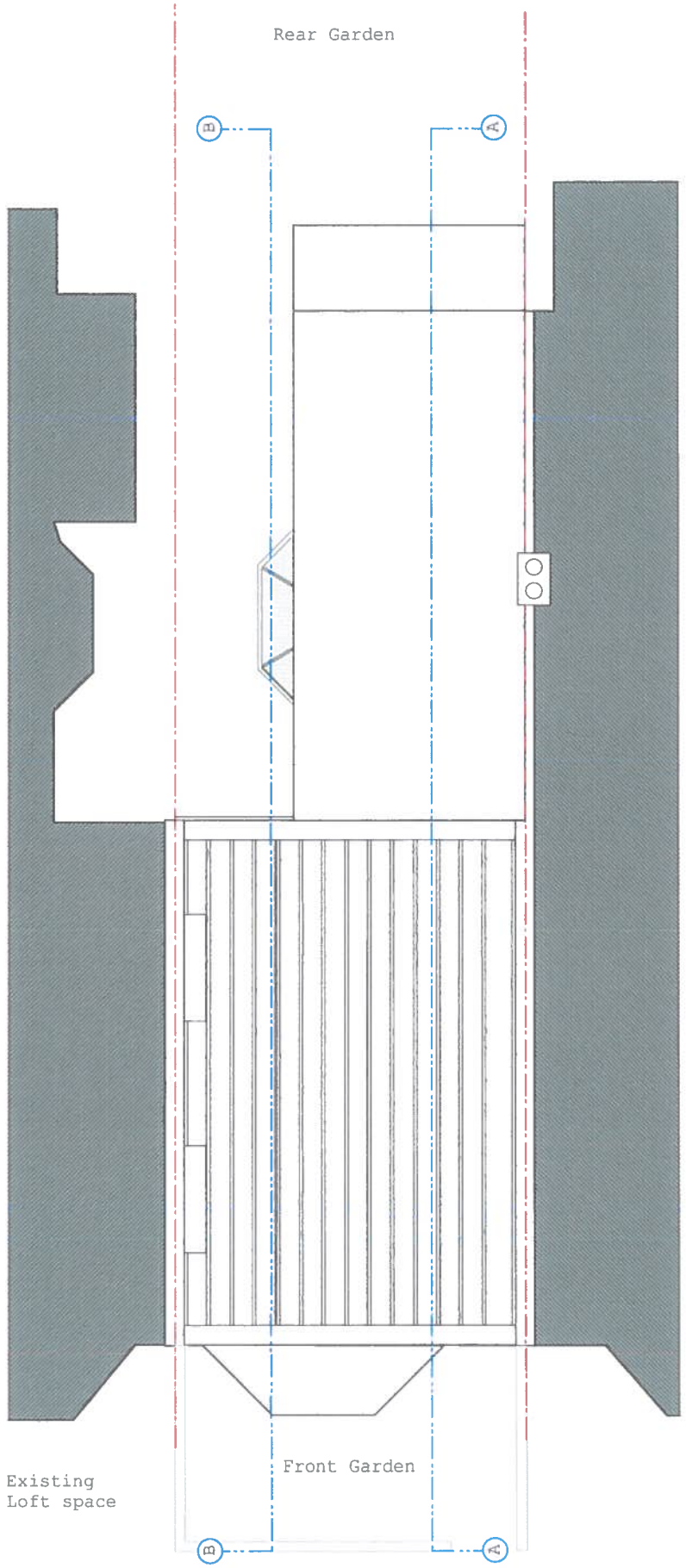

Existing
Loft space

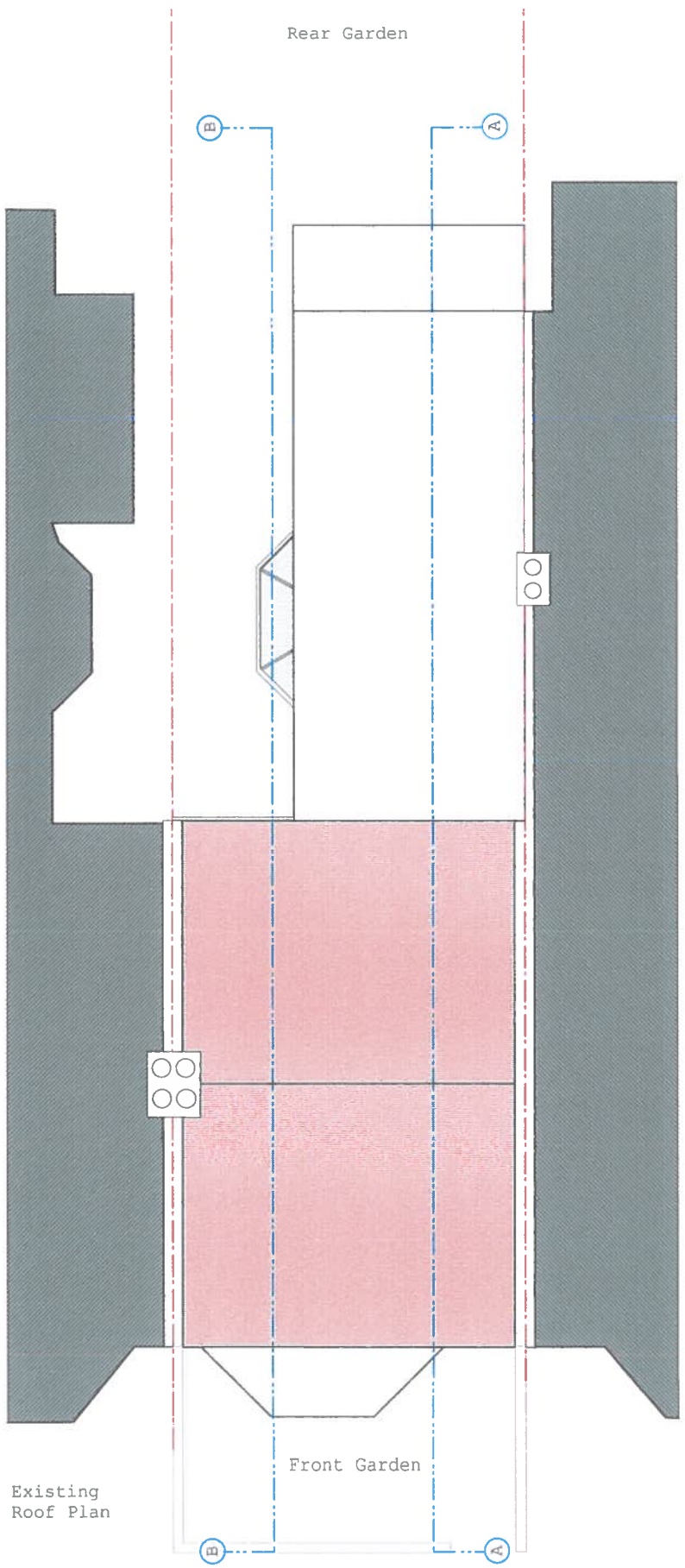

Existing
Roof Plan

0 1 2 3 4 5m

1:100
LINEAR SCALE

N

This drawing is prepared solely for Planning Application purposes. It is not a construction drawing and should not be used as such. Contractor must check all dimensions on site. Discrepencies to be reported to Draughtsman.
MTDB is not responsible for unauthorised changes made to the drawings or the consequences thereof. All structural elements(beams etc) as per the structual engineer`s specifications

MTdB
Mcharchun Teofuny Design Build

Client: Mr & Mrs Cathan

Project: 28 Mattison Rd

Drwng Title:
Existing Loft & Roof Plan

Scale: 1:100@A3	**Date:** 27/5/2015
Drawn by: M.T	**Job No:** 004

Drawing No: 004-04 **Rev:** 00

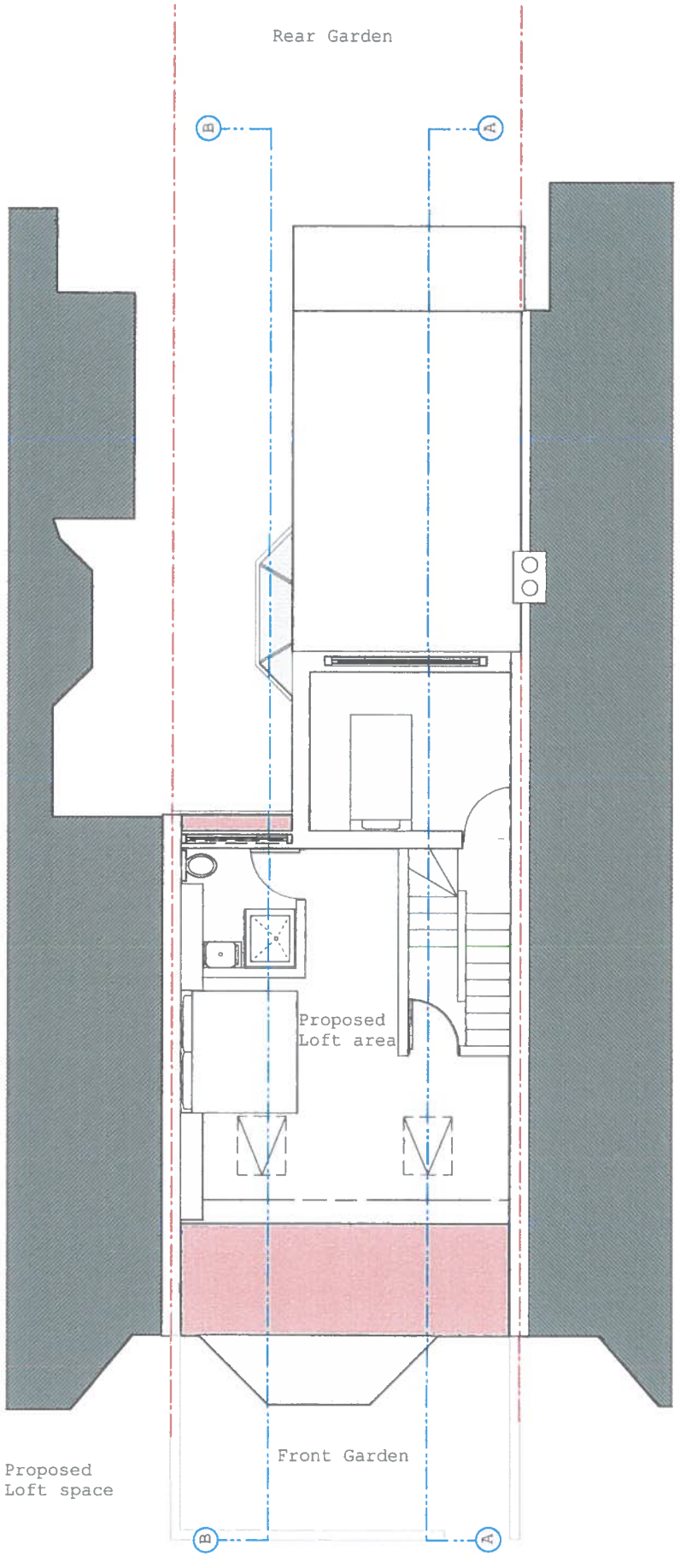

Proposed
Loft space

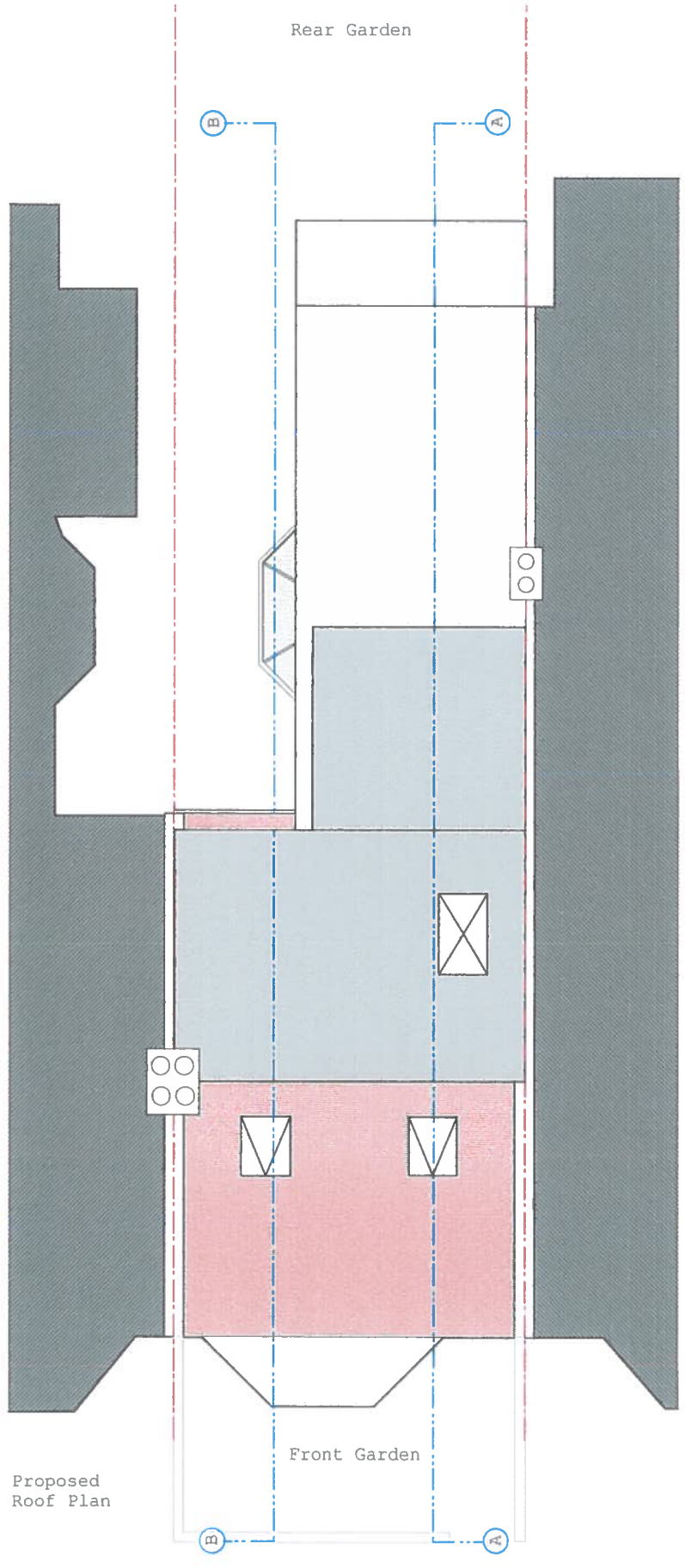

Proposed
Roof Plan

0 1 2 3 4 5m

1:100
LINEAR SCALE

N

This drawing is prepared solely for Planning Application purposes. It is not a construction drawing and should not be used as such. Contractor must check all dimensions on site. Discrepencies to be reported to Draughtsman.
MTDB is not responsible for unauthorised changes made to the drawings or the consequences thereof. All structural elements(beams etc) as per the structual engineer`s specifications

MTdB
Mcharshun Tcoluny Design Build

Client: Mr & Mrs Cathan

Project: 28 Mattison Rd

Drwng Title:
Proposed Loft & Roof Plan

Scale: 1:100@A3 **Date:** 27/5/2015

Drawn by: M.T **Job No:** 005

Drawing No: 005-05 **Rev:** 00



Front Proposed Elevation

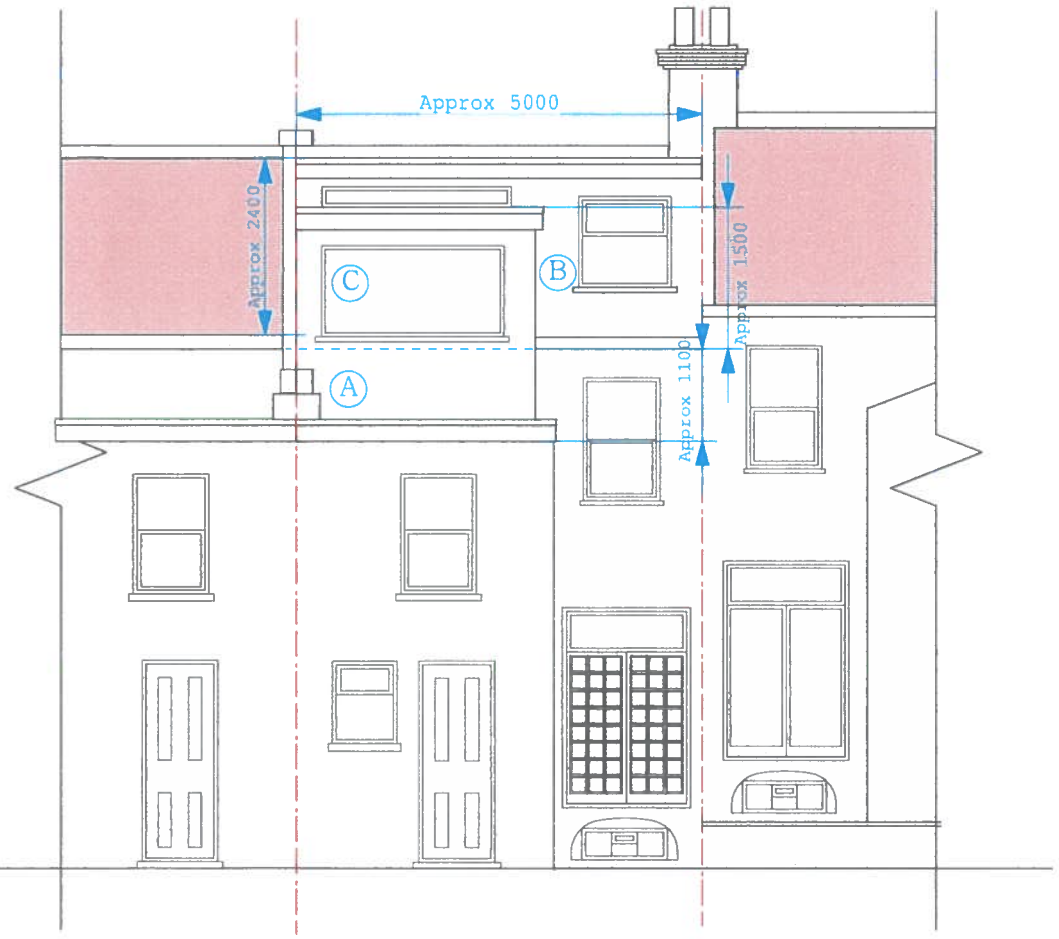

Rear Proposed Elevation

Calculation of Proposed Roof Extension Volume:

Volume A: The dormer above the main portion of the house
(5.0m x 4.0m x 2.2m)/2-22m3

Volume B: Lower portion of the dormer at the rear
(3.1m x 2.8m x 1.1m)/2-4.78m3

Volume C Upper rectangular portion of the dormer at the rear
3.1m x 2.8m x 1.5m-13.02m3

Total: A+ B+ C= 39.8m3

0 1 2 3 4 5m 1:100
LINEAR SCALE

This drawing is prepared solely for Planning Application purposes. It is not a construction drawing and should not be used as such. Contractor must check all dimensions on site. Discrepencies to be reported to Draughtsman.
MTDB is not responsible for unauthorised changes made to the drawings or the consequences thereof. All structural elements(beams etc) as per the structual engineer`s specifications

MTdB
Maharshun Toofuny Design Build

Client: Mr & Mrs Cathan

Project: 28 Mattison Rd

Drwng Title: Proposed Elevations

Scale: 1:100@A3 **Date:** 27/5/2015

Drawn by: M.T **Job No:** 06

Drawing No: 006-06 **Rev:** 00

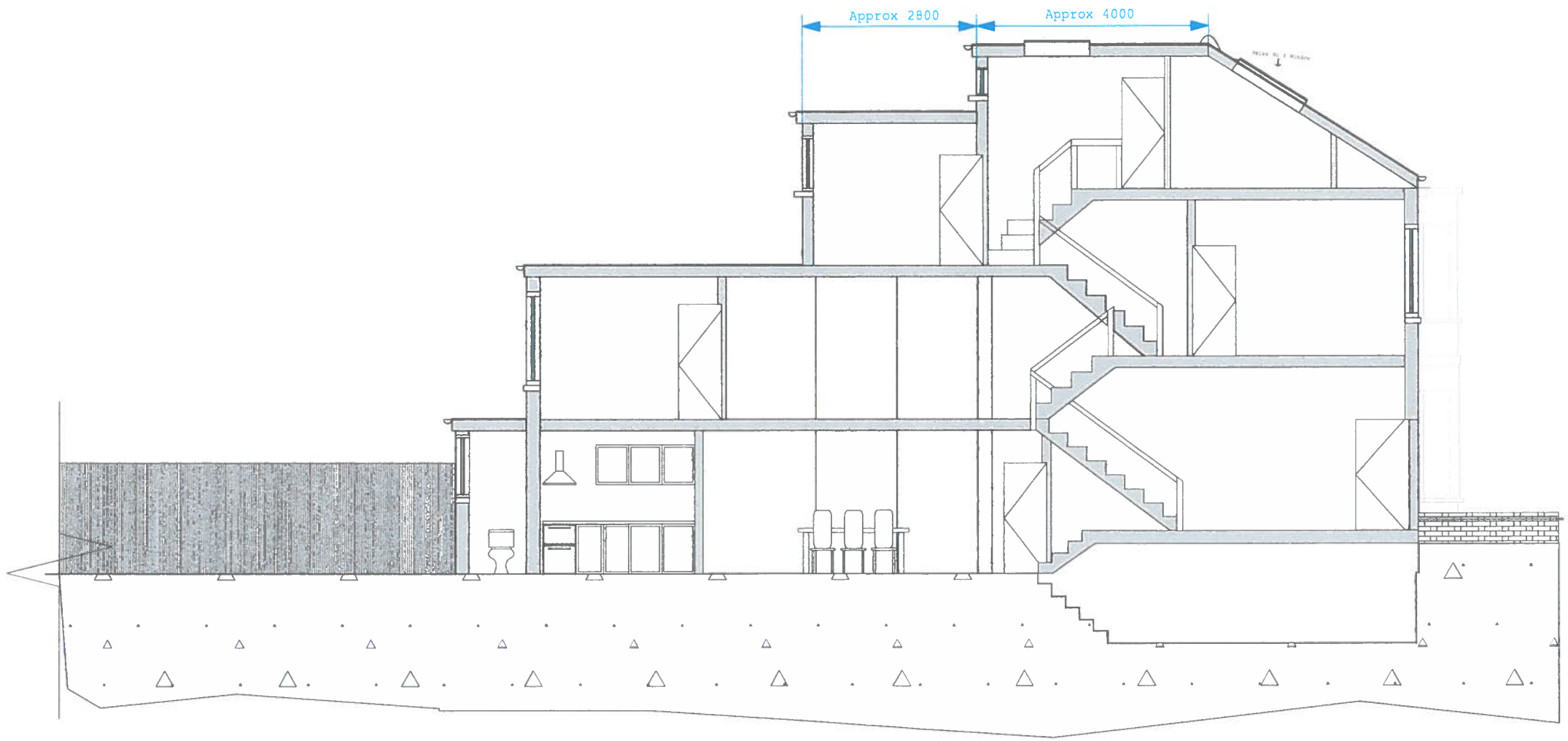

0 1 2 3 4 5m 1:100 LINEAR SCALE

N

This drawing is prepared solely for Planning Application purposes. It is not a construction drawing and should not be used as such. Contractor must check all dimensions on site. Discrepencies to be reported to Draughtsman.
MTDB is not responsible for unauthorised changes made to the drawings or the consequences thereof. All structural elements(beams etc) as per the structual engineer`s specifications

MTdB
Mahershun Teofuny Design Build

Client: Mr & Mrs Cathan

Project: 28 Mattison Road

Drwng Title:
Section AA

Scale: 1:100@A3 **Date:** 27/5/2015

Drawn by: M.T **Job No:** 07

Drawing No: 007-07 **Rev:** 00