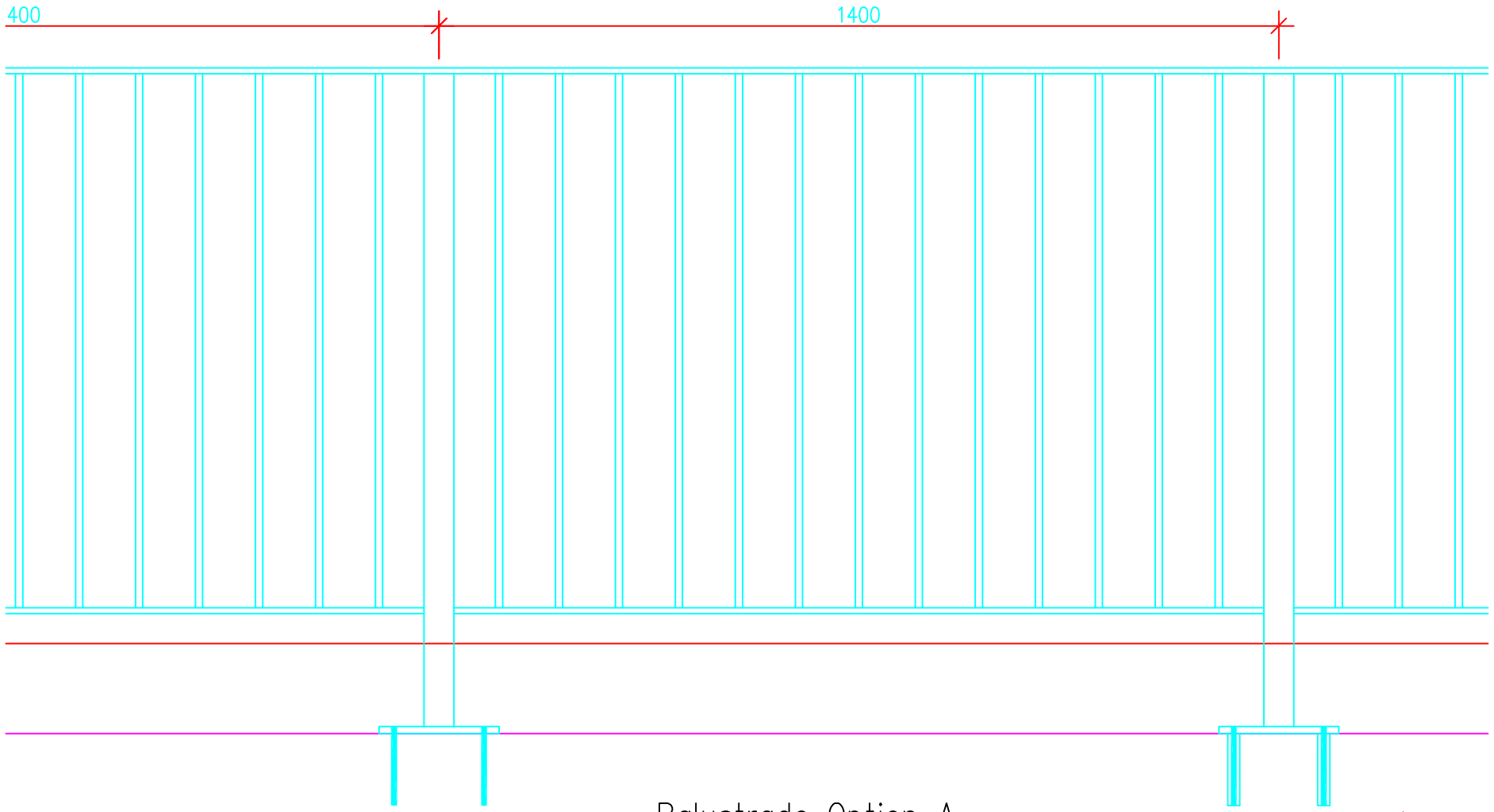

Balustrade Option A

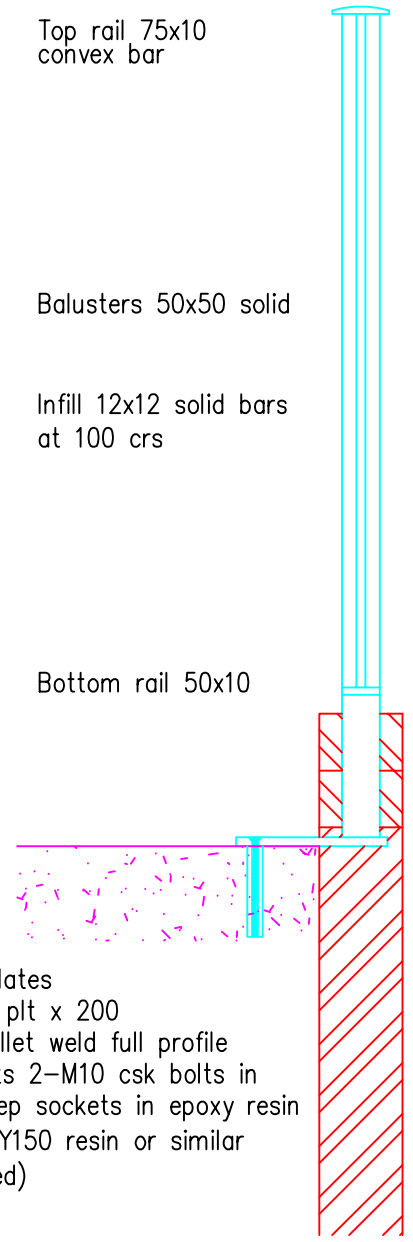

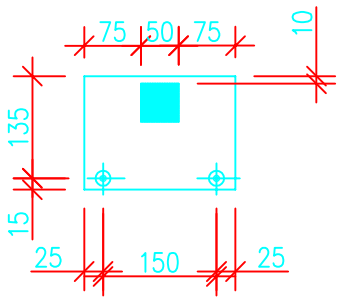

Base Plates
150x12 plt x 200
6mm fillet weld full profile
HD bolts 2–M10 csk bolts in
120 deep sockets in epoxy resin
(Hilti HY150 resin or similar
approved)

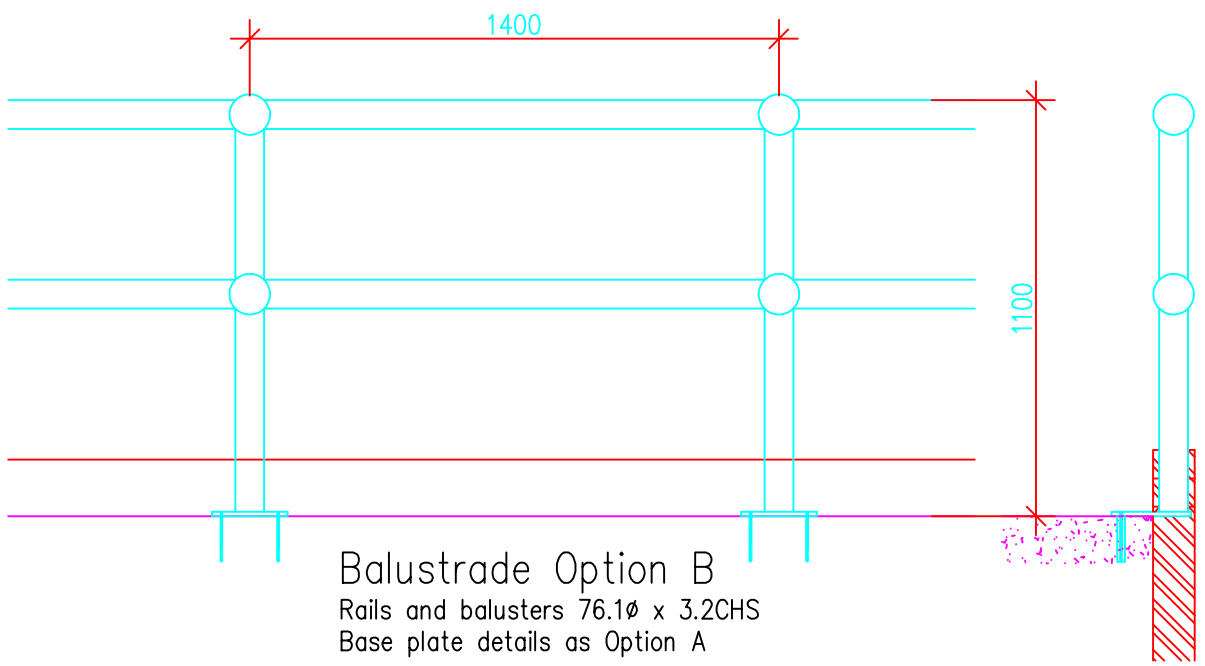

Balustrade Option B
Rails and balusters 76.1ø x 3.2CHS
Base plate details as Option A

NOTES

Do not scale this drawing.

All dimensions and levels to be checked by contractor on site prior to commencement or manufacture.

Concrete to be grade C30, 275kg/m3 minimum cement content, 0.55 ct:water ratio, 20mm max aggregate, 50mm cover to reinforcement to all afces.

Reinforcement to be A252 mesh.

Brickwork to be 20N bricks, frost resistant, in M4 mortar. Wall ties to be double triangular stainless steel. Ties in each fourth course at 900 crs horizontally.

Balustrade to be hot dipped galvanised steel.

Rev	Date	By	Chk	Comment
–	–	–	–	–

KNIGHTWOOD STRUCTURAL DESIGN
76 Knightwood Crescent
New Malden
Surrey KT3 5JW
0208 949 2867 / 0753 942 8056
knightwooddesign@gmail.com

Client
Mr & Mrs ADAMS

Project Title
ENTRANCE ALTERATIONS
67 WIGHTMAN ROAD
HARRINGAY
LONDON N4 1RJ

Drawing Title
DETAILS OF
ALTERNATIVE BALUSTRADE
OPTIONS

Drawn by:	Scale:	Date:
CDW	1=50 @ A3	Aug 2015
Designed by: CDW	Checked by: –	Approved by: –

File Ref.: 67WRH15s05

Drawing No.	Rev.
67WRH15/05	–