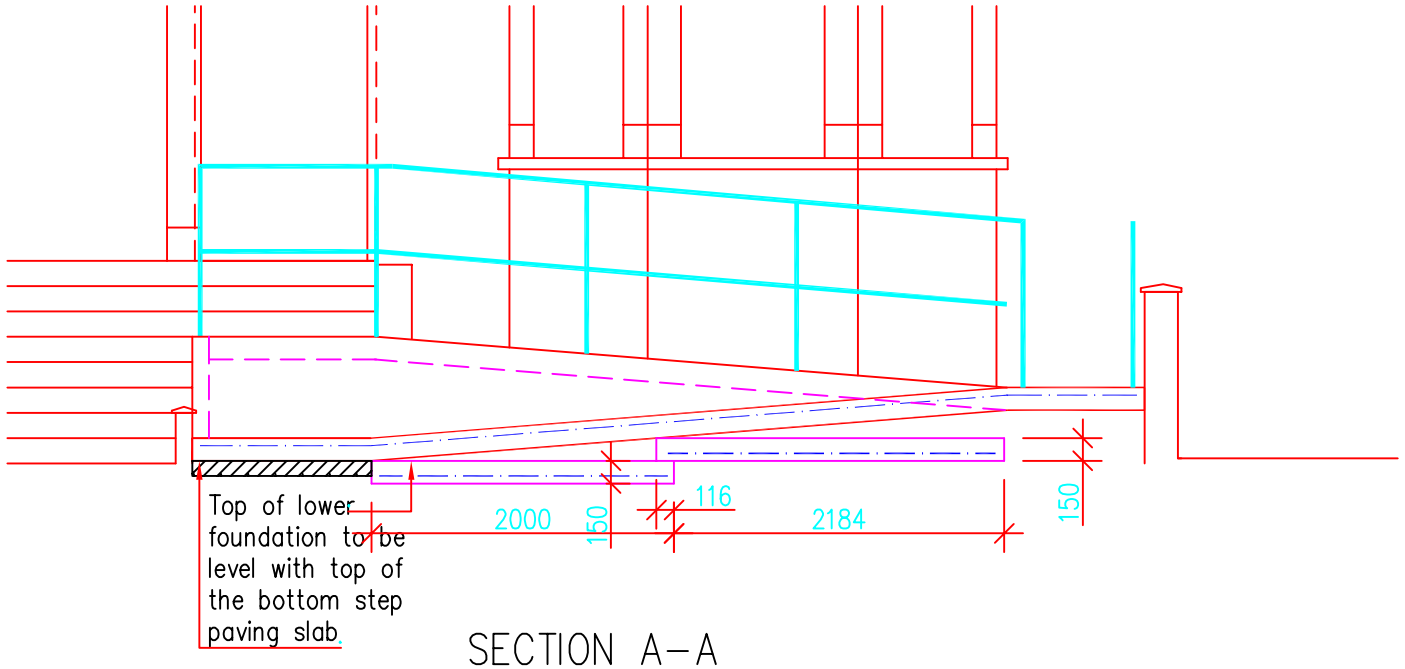

SECTION A–A

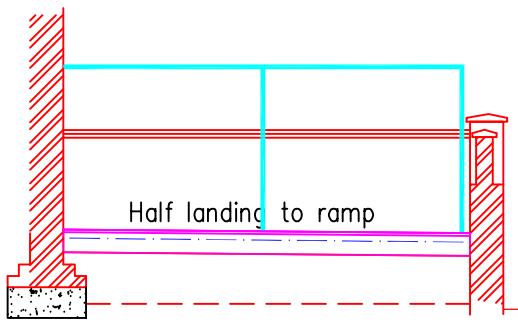

SECTION D–D

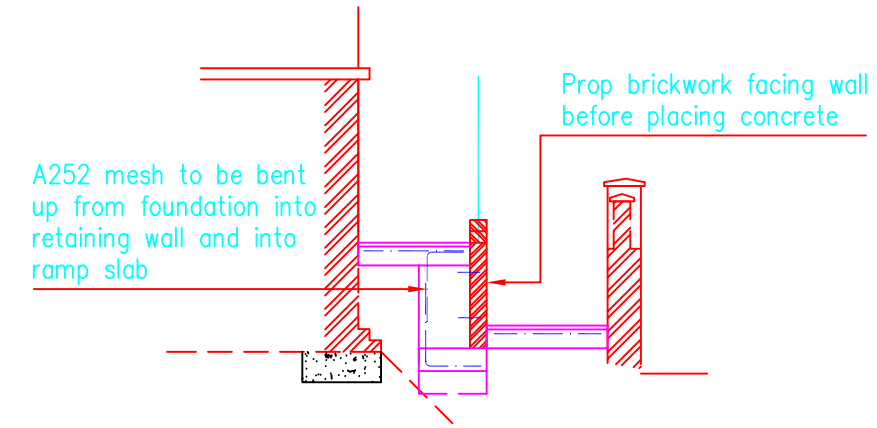

SECTION E–E

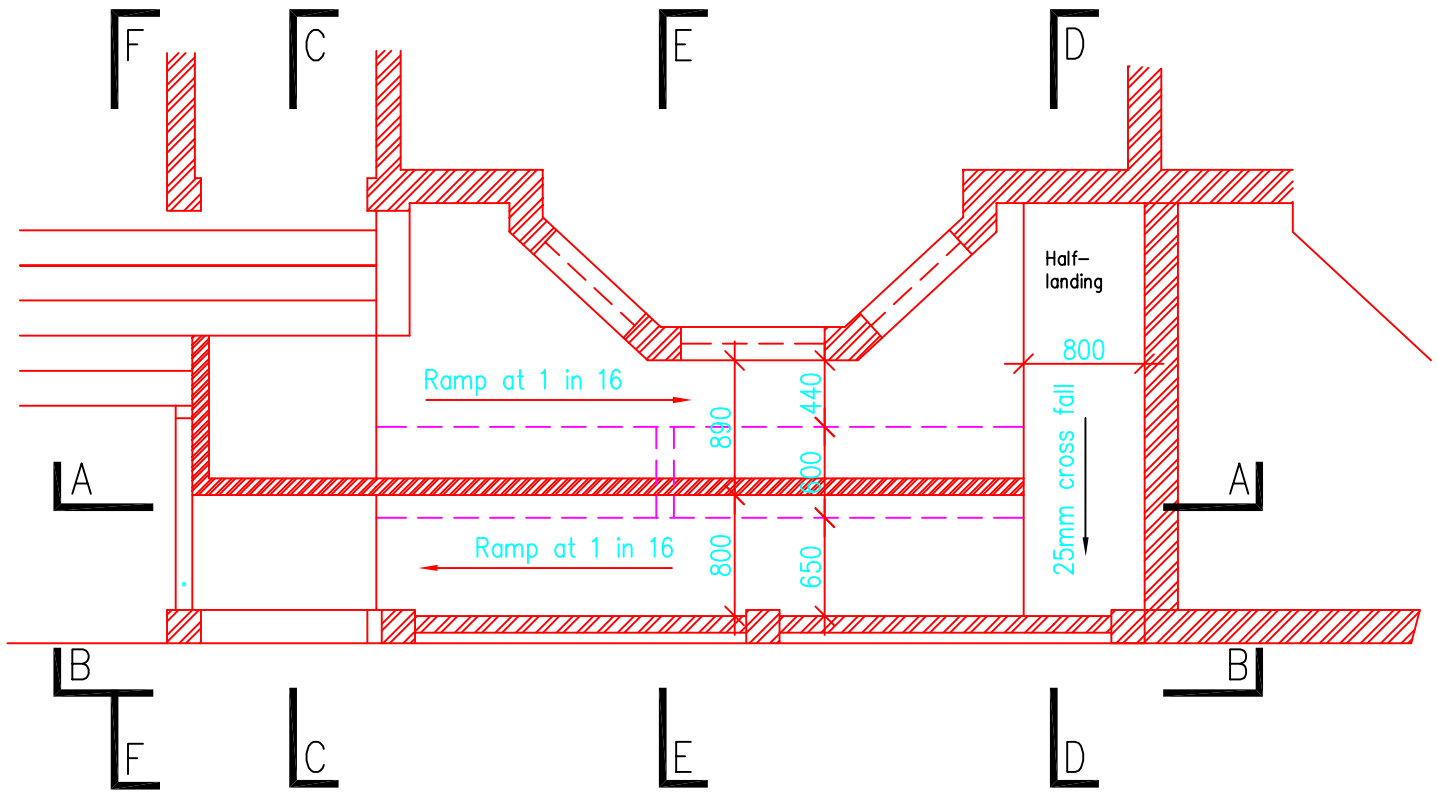

Detail at Top of Facing Brickwork Wall (1to10)

Non–slip quarry tiles (dimpled or ribbed) laid on 15mm nominal bedding on 150mm thick rc ramp.



RC ramp 150mm thick, A252 mesh in top, laid on concrete retaining wall.

Half brick facing wall with two course upstand (kicker). Wall ties at each fourth course and at 900 crs horizontally, to bond brickwork to concrete retaining wall.

Detail at Half Landing

Non–slip quarry tiles (dimpled or ribbed) laid on 15mm nominal bedding on 150mm thick rc ramp.



RC landing 150mm thick, A252 mesh in top, laid on 50mm sand blinding.

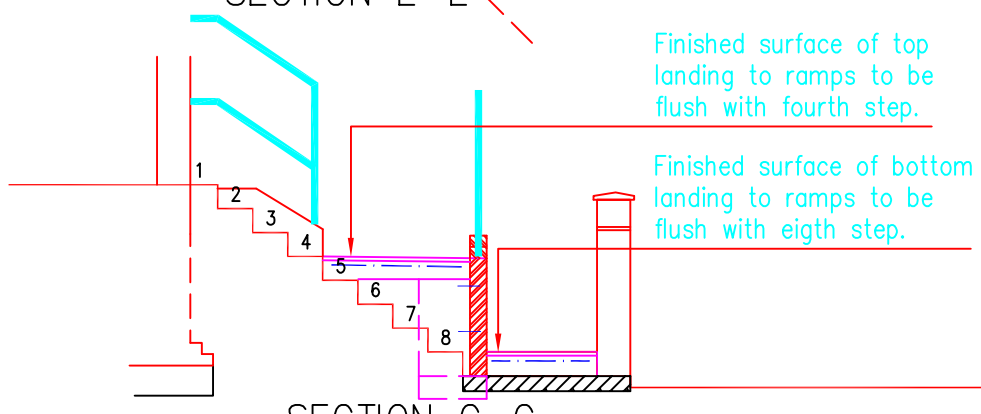

SECTION C–C

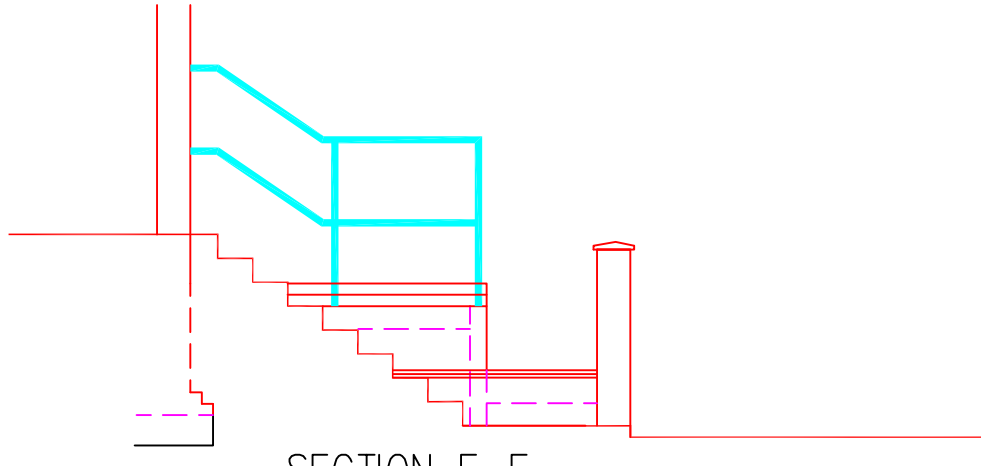

SECTION F–F

NOTES

Do not scale this drawing.

All dimensions and levels to be checked by contractor on site prior to commencement or manufacture.

Concrete to be grade C30, 275kg/m3 minimum cement content, 0.55 ct:water ratio, 20mm max aggregate, 50mm cover to reinforcement to all afces.

Reinforcement to be A252 mesh.

Brickwork to be 20N bricks, frost resistant, in M4 mortar. Wall ties to be double triangular stainless steel. Ties in each fourth course at 900 crs horizontally.

Balustrade to be hot dipped galvanised steel.

Rev	Date	By	Chk	Comment
–	–	–	–	–

KNIGHTWOOD STRUCTURAL DESIGN
76 Knightwood Crescent
New Malden
Surrey KT3 5JW
0208 949 2867 / 0753 942 8056
knightwooddesign@gmail.com

Client
Mr & Mrs ADAMS

Project Title
ENTRANCE ALTERATIONS
67 WIGHTMAN ROAD
HARRINGAY
LONDON N4 1RJ

Drawing Title
SETTING OUT OF
STEPS AND RAMPS
AND
REINFORCEMENT DETAILS

Drawn by:	Scale:	Date:
CDW	1=50&10 @ A3	Aug 2015
Designed by: CDW	Checked by: –	Approved by: –

File Ref.: 67WRH15s04

Drawing No.	Rev.
67WRH15/04	–