

Existing Front Elevation



Existing Rear Elevation

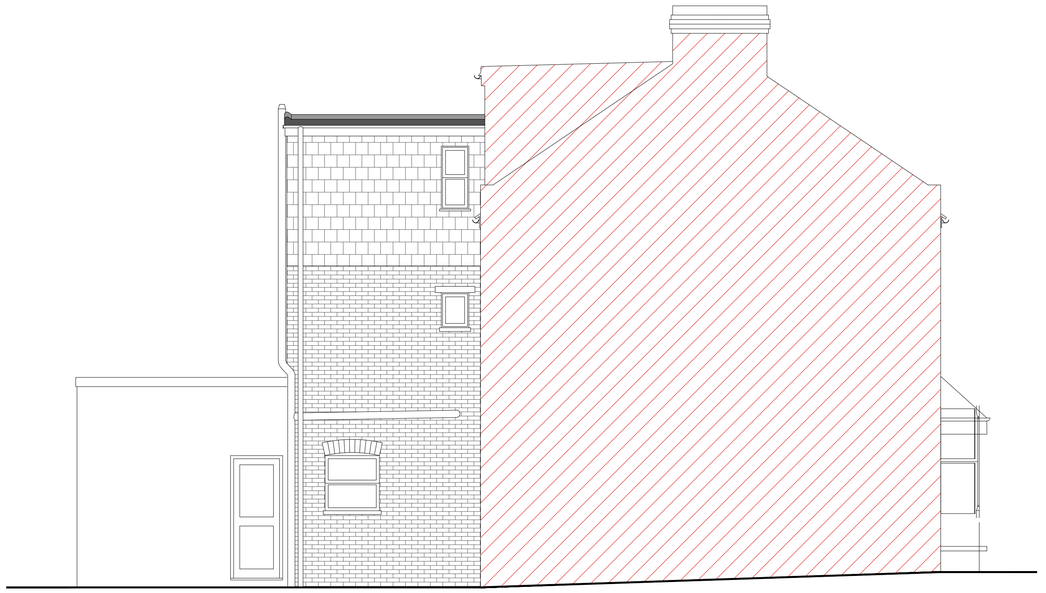

Existing Side Elevation

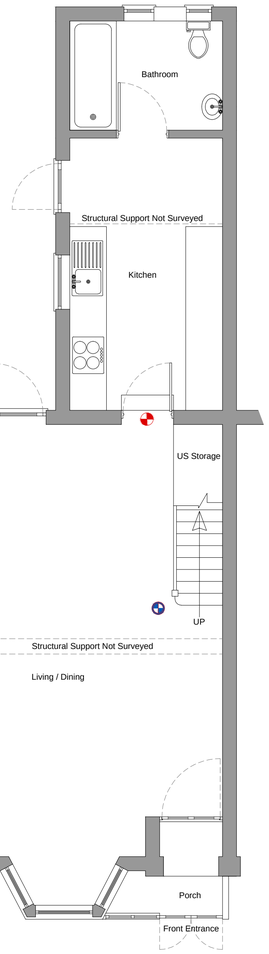

Existing Ground Floor Plan

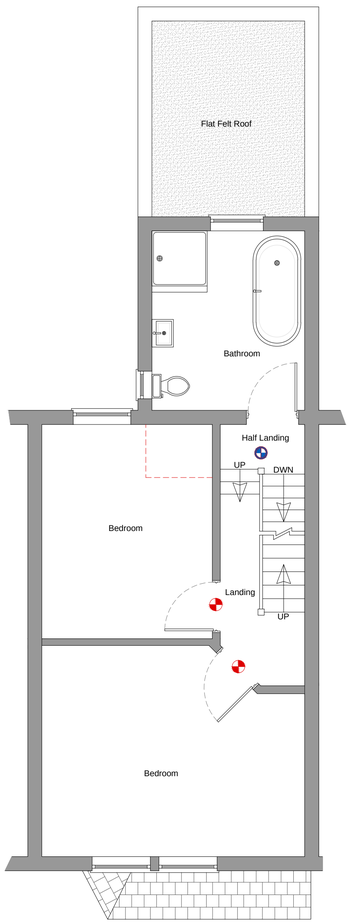

Existing L1 Floor Plan

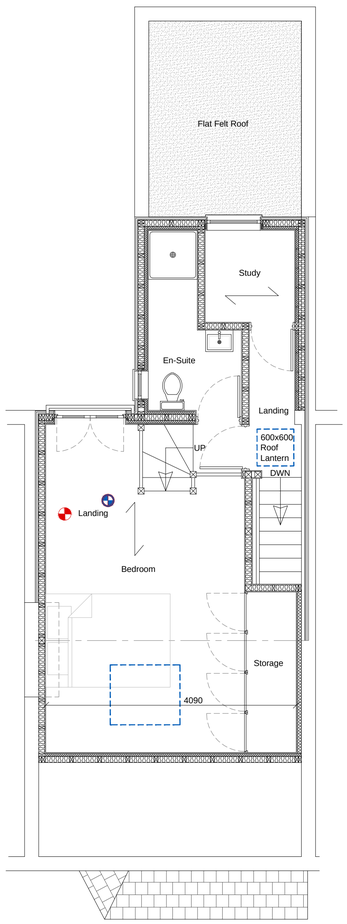

Existing L2 Floor Plan

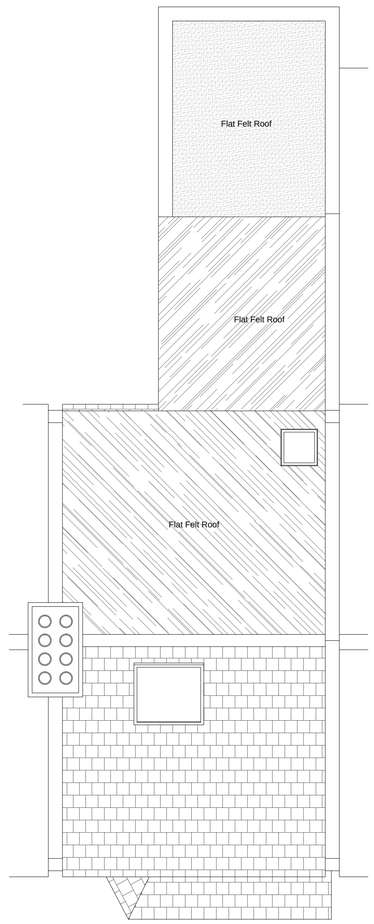

Existing Roof Plan



20 0 20 40 60 80

METERS

Location Plan

Scale 1:1250

NOTES:

All dimensions used in these drawings & calculations are for design purposes only and should not be for setting out on site or for ordering materials.

0 1 2 3 4 5m

LINEAR SCALE 1:50

REV	DESCRIPTION	DRAWN	DATE

Address: 87 Roslyn Road, London, N15 5JB

Project: Rear & Side Infill Extension
Existing Plans, Elevations & Location Plan

client: Mr J Rixon

DRG. No	1463-01	Revision	Preliminary
Date	Sept 2015	Checked	
Scale	1:50 & 1:1250 @ A1	Approved	
DRAWN	R. Williams	REF No	1463

ALL DIMENSIONS IN MILLIMETERS (MM)
TOLERANCES UNLESS OTHERWISE STATED DIMENSIONAL Ñ
ALL ANGLES TO BE 90AUNLESS OTHERWISE STATED

0.5mm

Parndon Mill
Harlow
Essex
CM20 2HP

Russell Williams
Architectural & Engineering Design

TEL. 01279 421139

DESIGN RIGHTS RESERVED
not to be traced, copied or
altered without written permission