Planning Condition 7
continuation

All external lighting which are proposed are LED energy efficient with sensor system. It can be programed for am



Diagram showing type of lighting pollutants



Elevation showing positions of each type of lighting



1.

LED recessed wall light

http://www.lights.co.uk/Indirect-shining-LED-installed-wall-light-Nuno.html

Material	aluminium, glass
Colour	grapgit grey
Luminous colour	warm white (2950K)
Size	66mm (w) x 40mm (d) x 171mm (h)
Light bulb	1x 3W CreeLED
Supply voltage	230V



2.

LED outdoor wall light

http://www.lights.co.uk/Jale-LED-outdoor-wall-light-made-of-aluminium.html

Material	aluminium, glass
Colour	grapgit grey
Luminous colour	warm white (2900 - 3100K)
Size	100mm (w) x 67mm (d) x 160mm (h)
Light bulb	2 x 5W LED
Supply voltage	230V



3.

Bollard Lights - LED pathway Light

http://www.lights.co.uk/Jenke-impressive-LED-pillar-light.html

Material	aluminium, plastic
Colour	grapgit grey
Luminous colour	warm white (2900 - 3100K)
Size	70mm (w) x 100mm (d) x 253mm (h)
Light bulb	1 x 7W LED
Supply voltage	230V



4.

Bollard Lights - LED pathway Light

http://www.lights.co.uk/Jenke-straight-line-LED-pathway-light.html

Material	aluminium, plastic
Colour	grapgit grey
Luminous colour	warm white (2900 - 3100K)
Size	70mm (w) x 100mm (d) x 650mm (h)
Light bulb	1 x 7W LED
Supply voltage	230V



5.

LED Up- light for decking patio

http://www.lights.co.uk/IP67-LED-in-stalled-ground-light-Ava-round.html

Material	aluminium, stainless steel, glass
Colour	stainless steel
Luminous colour	warm white (3000K)
Diameter	12mm
Light bulb	3 x 1W Cree LED
Supply voltage	230V

Planning Condition 8

The landscape design at Hollybank creates a home zone within which space is shared between amenity space and resident's parking. This will create an intimate and dynamic space where neighbours can meet and children can play. Vehicle priority areas are marked out in contrasting colours and textured pavers are used to give a signal to cars to slow down and provide a hard wearing surface for the turning area.

The materials palette is understated and neutral reflecting the colours of the brickwork in the buildings. The contemporary clay pavers provide a modern twist on a traditional cottage feel.

They provide contrast with the soft natural colours of the resin-bound gravel paving, the buff sandstone paving and the warm silver-brown of the timber decking.
Surfacing materials are predominantly permeable so that there is little need for surface drains and any excess water will be drained into soakaways on site if required.
Timber trellis is used as one of the main boundary treatments for providing privacy whilst letting light permeate, it fits with the contemporary cottage garden feel. Railings are used near the entrance for security. Around the boundary of the site close board fencing provides privacy and security for surrounding residents.

Lower level terraces are fronted with glass balustrade to let light through whilst being safe and secure.

The planting in the residential areas uses a mix of traditional clipped box mixed with contemporary grasses and perennials. The rear gardens are planted with a mix of native and wildlife friendly woodland style shrubs and perennials which will compliment the existing trees in creating a naturalistic woodland style. Beneath the trees will be sown a wildflower lawn mix to provide a practical lawn which can be cut short or left long to flower underneath the trees providing a nectar source for bees and other insects.



crawford partnership | architecture interior design

RIBA Chartered Practice SBID

Detail of hard landscape works.



1a.



1b.

Resin-bound gravel surface for vehicles. 1a - Buff, 1b - Grey. Laid as SUDS paving with permeable base course.

http://www.gsresinsurfacing.co.uk/
http://www.resin-bound-and-bonded-surfacing.ronacrete.co.uk/

Resin bound aggregate surface for pedestrian and vehicle trafficked surfaces such as paths, walkways, pavements, patio areas, driveways, car park bays, small car parks. Resin Bound Surfacing is functional, highly decorative, can be laid without joints and is slightly flexible.
The open matrix structure allows water to drain through into the substrate, feed any surrounding trees and plants and avoid any change of or damage to the natural water table. This open matrix construction is in line with the requirements of Sustainable Drainage Systems (SuDS), designed to reduce the potential of flooding on new and existing urban developments.

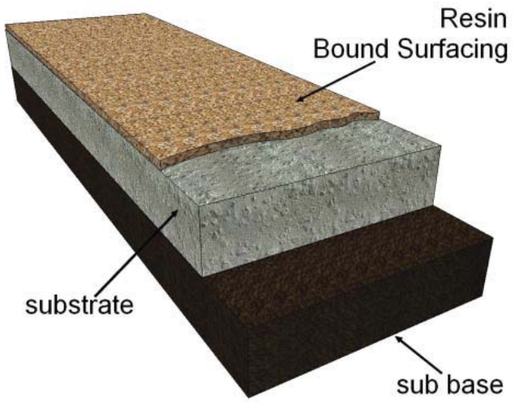



2.

Grey Sandstone Paving

http://www.londonstone.co.uk/stone-paving/sandstone-paving/contemporary-grey-sawn-sandstone-paving/

http://www.rollingstonepaving.co.uk/pages/natural-stone-sandstone-paving.html

900 x 600 x 25mm
600 x 600 x 25mm
400 x 600 x 25mm



3.

Grey Driveway Paving

http://www.rollingstonepaving.co.uk/pages/driveways-stonemarket-basics.html



4.

Silver Grey decking (timber or composite)

http://www.londondeckingcompany.co.uk/
https://www.wpc-decking.co.uk

Detail of fencing and timber furniture.



5.
Timber bin store



6.
Timber stairs from decks to the garden



7.
Timber fencing



8.
Timber Gate

http://www.gardenstreet.co.uk/garden-village-1-wheelie-bin-2-recycle-box-combo-store-p3338

Detail of walls



9.
Rendered walls with timber trellis



10.
Rendered wall with planting



11.
Brick walls

Detail of planting.



Box balls with perennials



Grasses and perennials in pebbles



Lavandula angutifolia

Position: full sun
Soil: moderately fertile, well-drained soil
Heigh: 0.75m W x 0.6m H
Flowering period: July to September



Ornamental Grasses

Position: full sun
Soil: moderately fertile, well-drained soil
Heigh: 0.75m W x 1m H
Flower colour: purple-green



Prunus Laurocerasus - compact Laurel hedging.

Position: full sun or partial shade
Soil: chalk, loam, sand, clay, well-drained
Heigh: 0.8m - 1.2m
Flower colour: white in Spring



Hydrangea quercifolia Snowflake

Position: full sun or partial shade
Soil: moist, well-drained, moderately fertile, humus-rich soil
Heigh: 2.5m W x 2m H
Flowering period: July to September
Flower colour: white



Viburnum opulus

Position: full sun, partial shade or full shade
Soil: chalk, clay, sand, loam, well-drained
Heigh: 1-1.5m W x 1-1.5m H
Flowering period: Summer
Flower colour: white
Fruit: red



Hydrangea ‘Annabelle’

Position: full sun or partial shade
Soil: moist, well-drained, moderately fertile, humus-rich soil
Heigh: 1.5m W x 1.5m H
Flowering period: July to September



Sarcococca hookeriana

Position: full shade or partial shade
Soil: sand, clay, chalk, loam
Heigh: 0.5 -1m W x 0.5-1m H
Flowering period: Winter



Choisya ternata

Position: full sun
Soil: chalk, clay, sand, loam
Heigh: 1.5-2.5m W x 1.5-2.5m H
Flowering period: Autum, Spring and Winter



Cornus sanguinea

Position: full sun or partial shade
Soil: sand,clay,chalk, loam, well-drained, poorly-drained
Heigh: 1.5-2.5m W x 1.5-2.5m H
Fruit: Autumn
Flower colour: white in Summer



Euphorbia amygdaloides

Position: full sun or partial shade or full shade
Soil: sand, chalk, loam, well-drained,
Heigh: 0.5-1m W x 0.5-1m H
Flower colour: yellow
Flowering period: Spring-Summer



Athyrium filix-femina

Position: partial shade or full shade
Soil: loam, sand, clay, moist but well-drained,
Heigh: 0.5-1m W x 0.5-1m H



Polystichum setiferum

Position: partial shade or full shade
Soil: loam, sand, chalk, clay, moist but well-drained,
Heigh: 1-1.5m W x 1-1.5m H



Hedera helix ‘Goldchild’

Position: full sun or partial shade
Soil: chalk, clay, sand, loam, ,oist but well-drained, well-drained
Heigh: 0.5-3m W x 0.5-3m H
Colour: whole year
Time to ultimate height: 5-10 years



Parthenocissus tricuspidata ‘Veitchii’

Position: full sun or shade
Soil: chalk, clay, sand, loam, well-drained, moist but well-drained
Heigh: 10m W x 20m H
Flowering period: June-August



Lonicera periclymenum ‘Sweet Sue’

Position: full sun, partial shade,
Soil: sand, clay, chalk, loam, moist but well-drained
Heigh: 0.5-1m W x 4-8m H
Flowering period: June to September



Digitalis purpurea

Position: full sun, partial shade,
Soil: sand, clay, chalk,loam, well-drained, moist but well-drained,
Heigh: 0.1-0.5m W x 1.5-2m H
Flowering period: Summer



Anemone nemorosa

Position: full sun, partial shade,
Soil: sand, chalk,loam, well-drained, moist but well-drained,
Heigh: 0.1-0.5m W x 0.1-0.5m H
Flowering period: Spring
Colour: white

Terrace Detail.

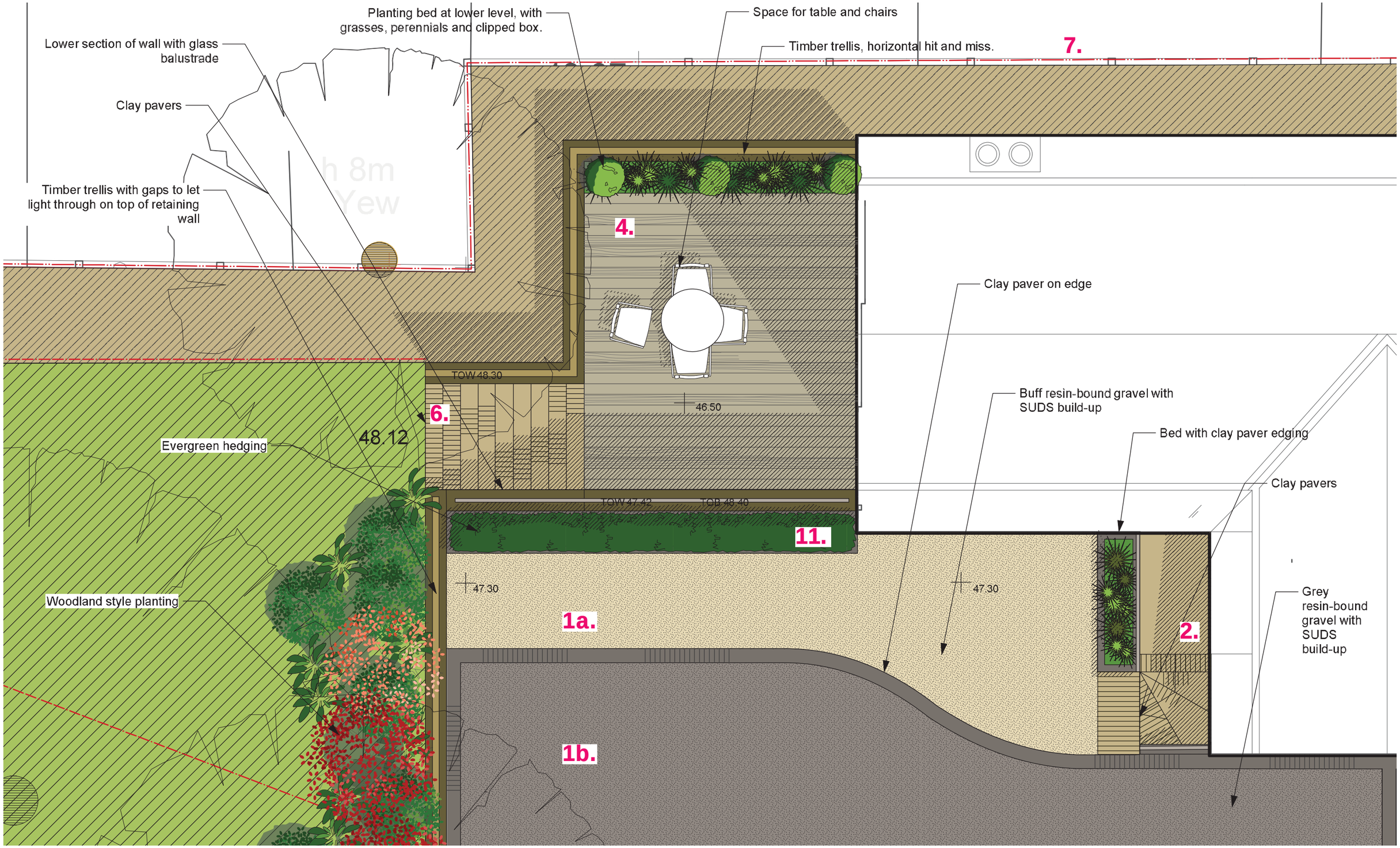

Landscape design by Anna French

Planting Design - Elevations.

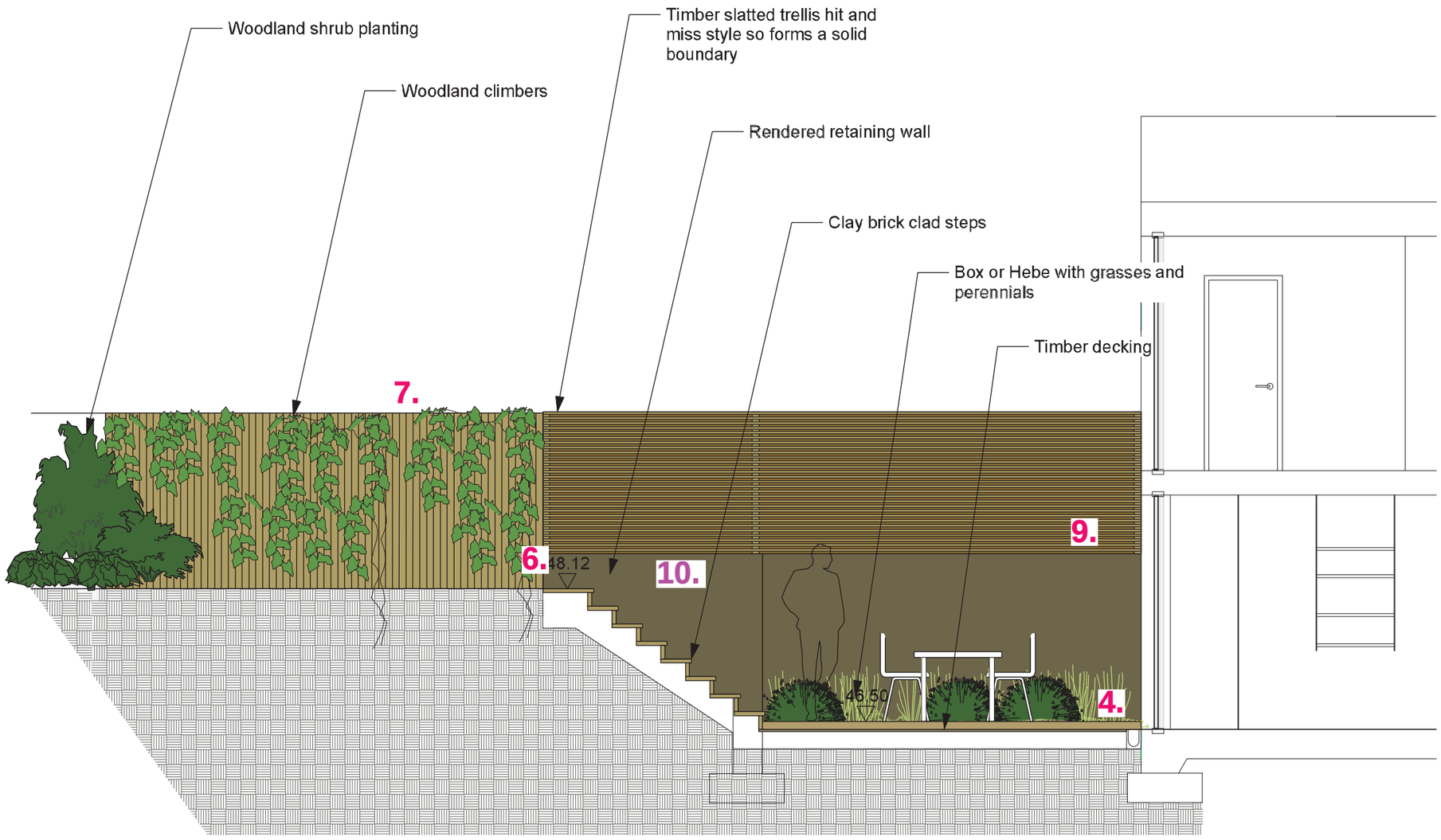

Section C 1:50@A3

Landscape design by Anna French

Planting Design - Elevations.

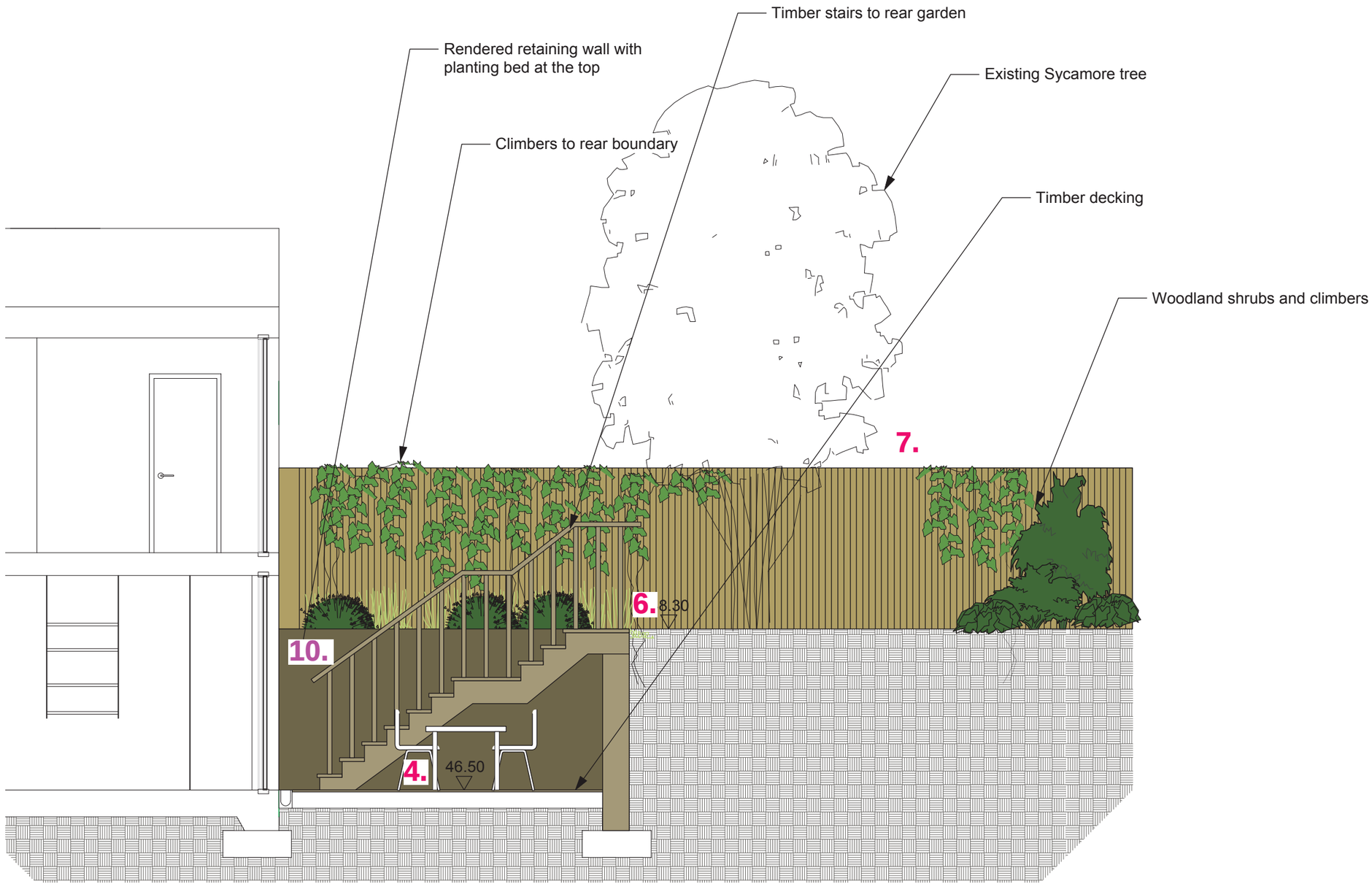

Section D 1:50@A3

Long Elevation with Site Levels.

