NOTES

© Copyright *MD Designs*

This confidential drawing and the copyright is the property of MD Designs and is neither to be copied in any way nor disclosed to any third party without the express and written consent of MD Designs. This drawing is to be read strictly together with the Specification and the Employer Requirement Schedule. Any conflict between the Specification and any drawings shall be referred to MD Designs for decision.

The Contractor, and all specialist Sub-contractors are to check all levels, dimensions and features on site prior to performing any element of work or installations. Any and all discrepancies are to be reported immediately to MD Designs for decision.

PLANNING & BUILDING CONTROL PERMISSION TO BE OBTAINED PRIOR TO COMMENCEMENT OF WORK ON SITE CLIENT & CONTRACTOR TAKE FULL RESPONSIBILITY FOR WORK COMMENCED PRIOR TO LOCAL AUTHORITY APPROVAL

DO NOT SCALE FROM THIS DRAWING

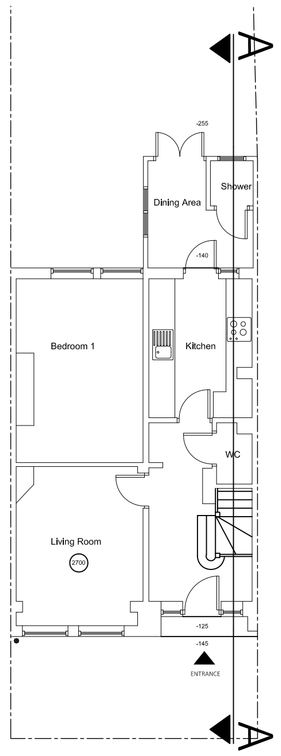

Ground Floor Plan
Existing

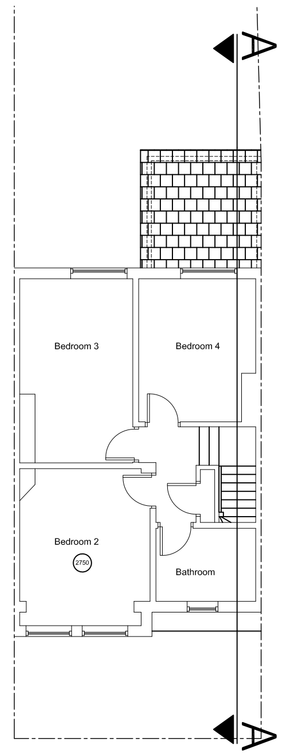

First Floor Plan
Existing

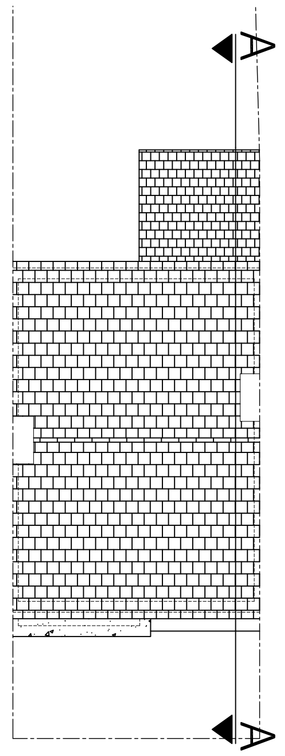

Roof Plan
Existing

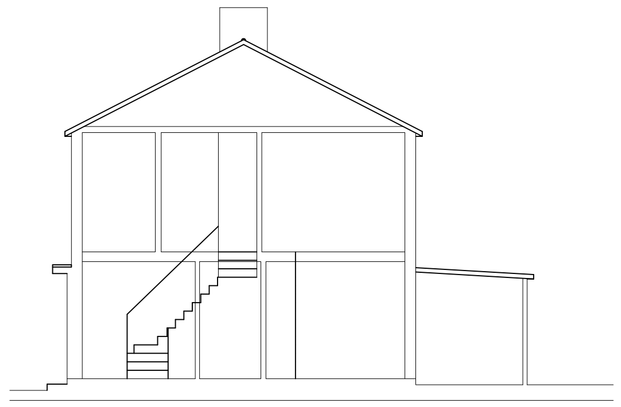

Section A-A
Existing



Front Elevation
Existing

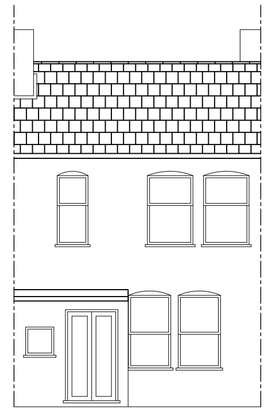

Rear Elevation
Existing

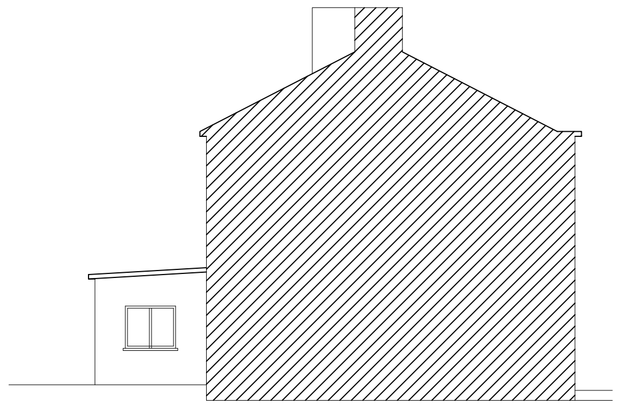

Side Elevation
Existing

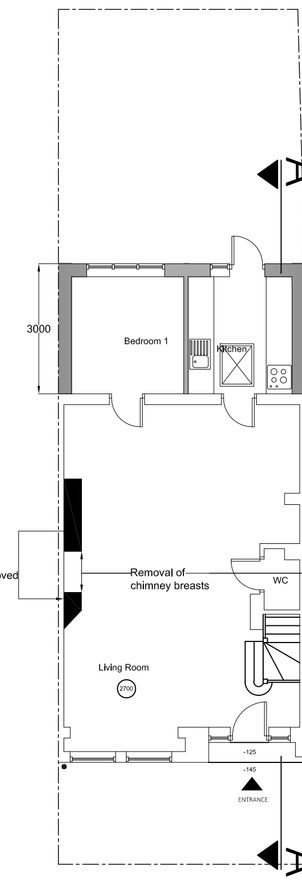

Ground Floor Plan
Proposed

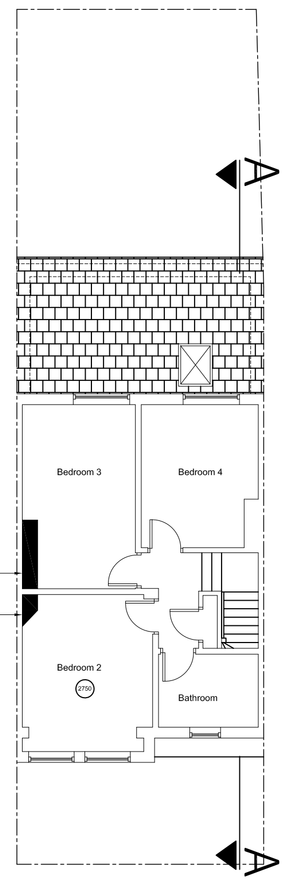

First Floor Plan
Proposed

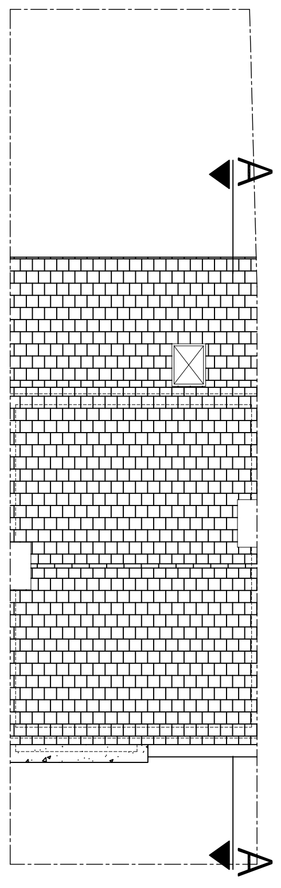

Roof Plan
Proposed

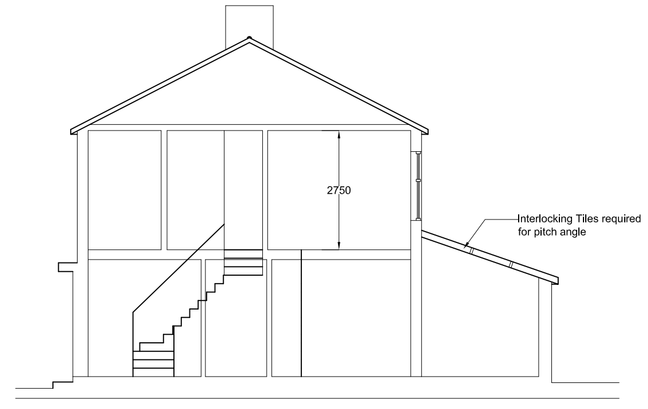

Section A-A
Proposed



Front Elevation
Existing



Rear Elevation
Proposed

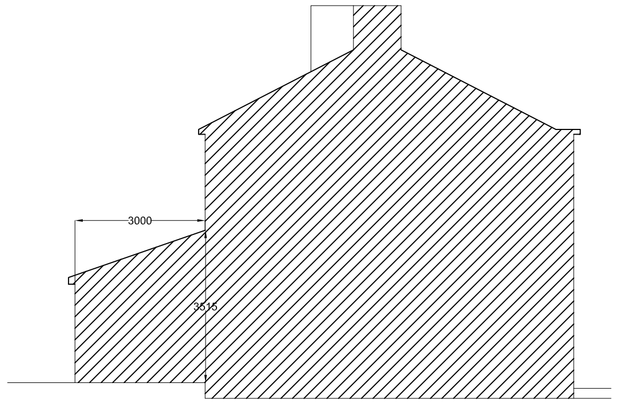

Side Elevation
Proposed

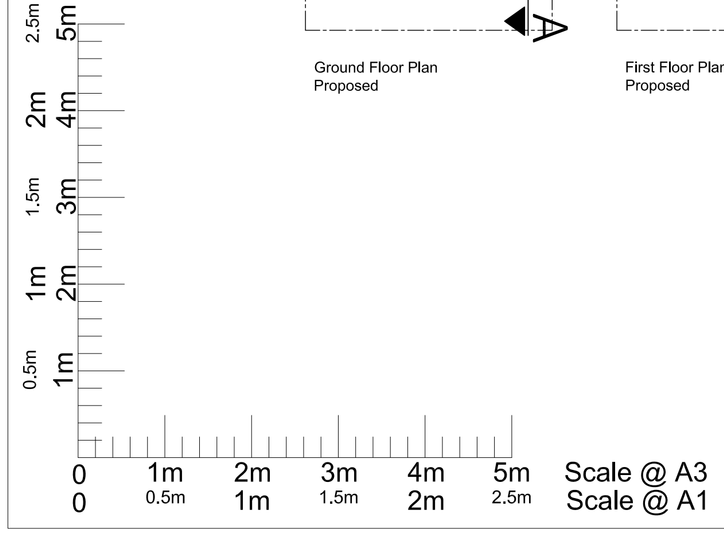

Where new work is on/near boundary line/party wall the property owner is to serve party wall notice to the adjoining property/land owner in accordance with the requirements of the 'Party Wall etc.' Act 1996.

Rev	Details	Date

MD DESIGNS
9 JEPPS CLOSE, GOFFS OAK
HERTS, EN7 6UT
01992 630 520

CLIENT	Mr A Husseyin
LOCATION	114 Hewitt Avenue London N22 6QE
PROPOSAL	rear extension
Date:	April 2016
Scale:	A1@1:100
Dwg:	114 HA N22 3