A3

0 1 2 3 4 5

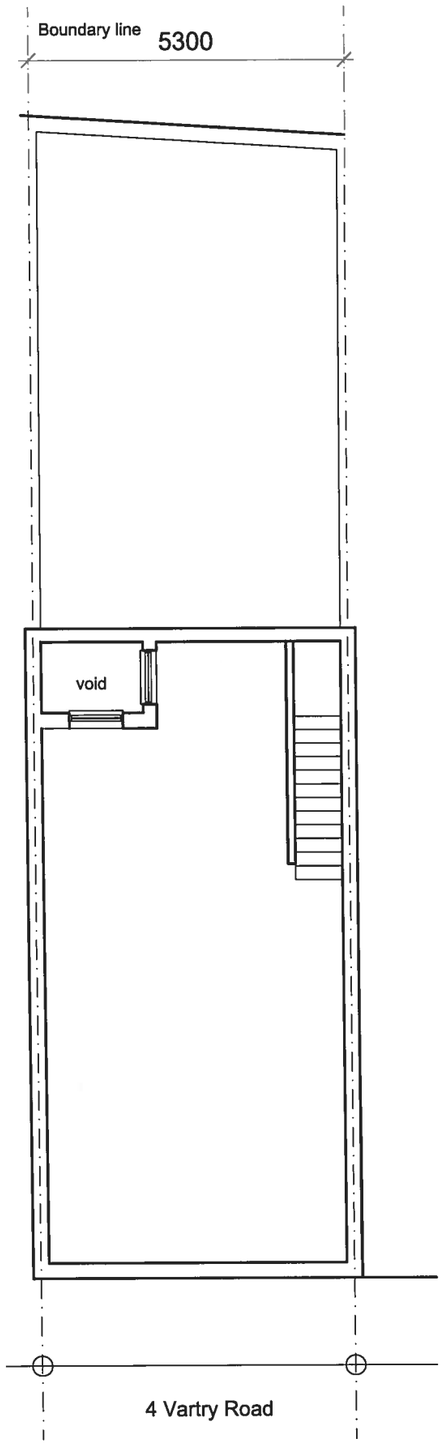

BASEMENT FLOOR PLAN
EXISTING

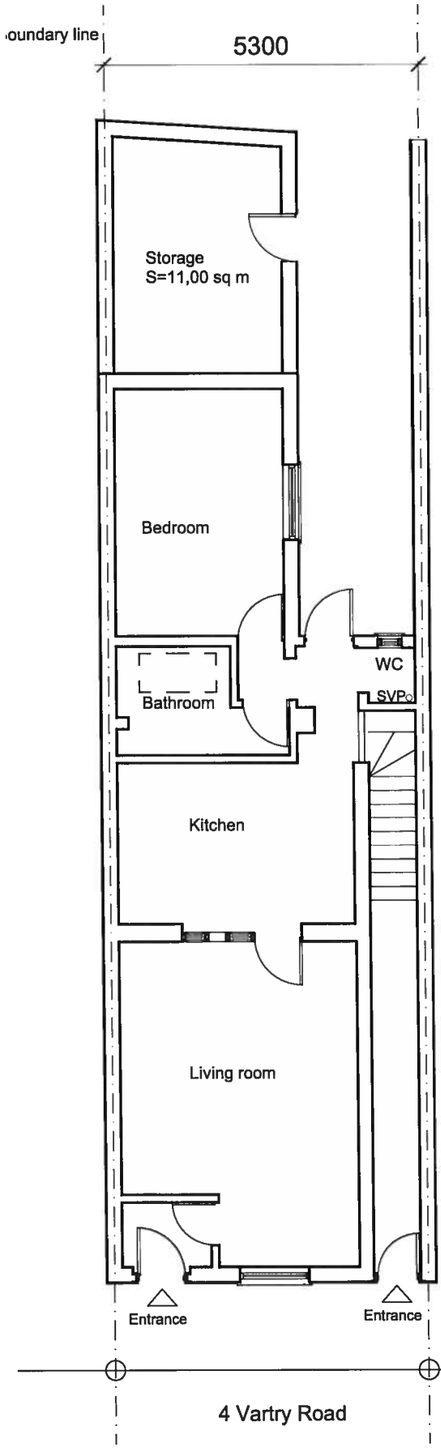

GROUND FLOOR PLAN
EXISTING

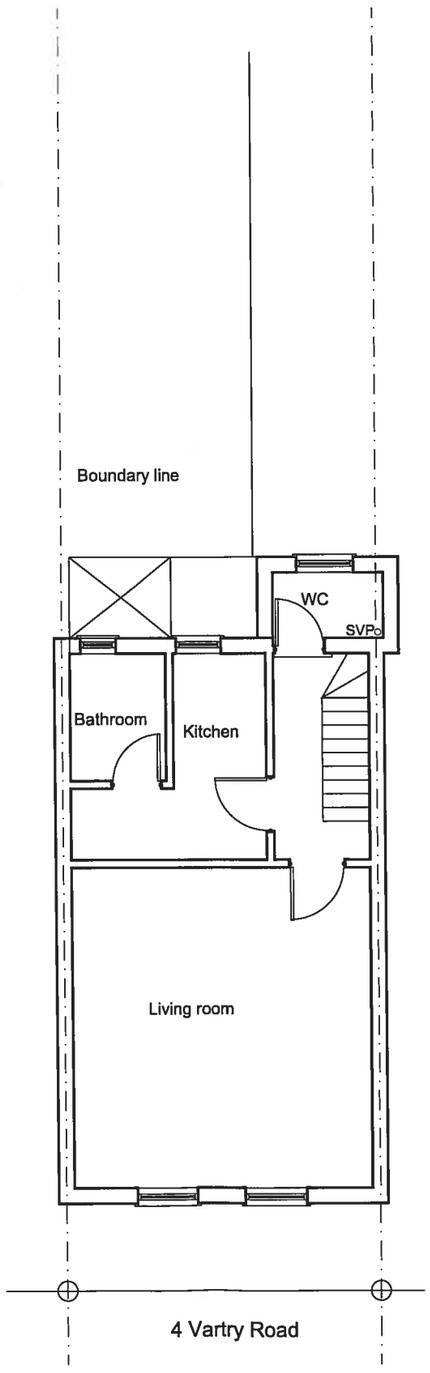

FIRST FLOOR PLAN
EXISTING

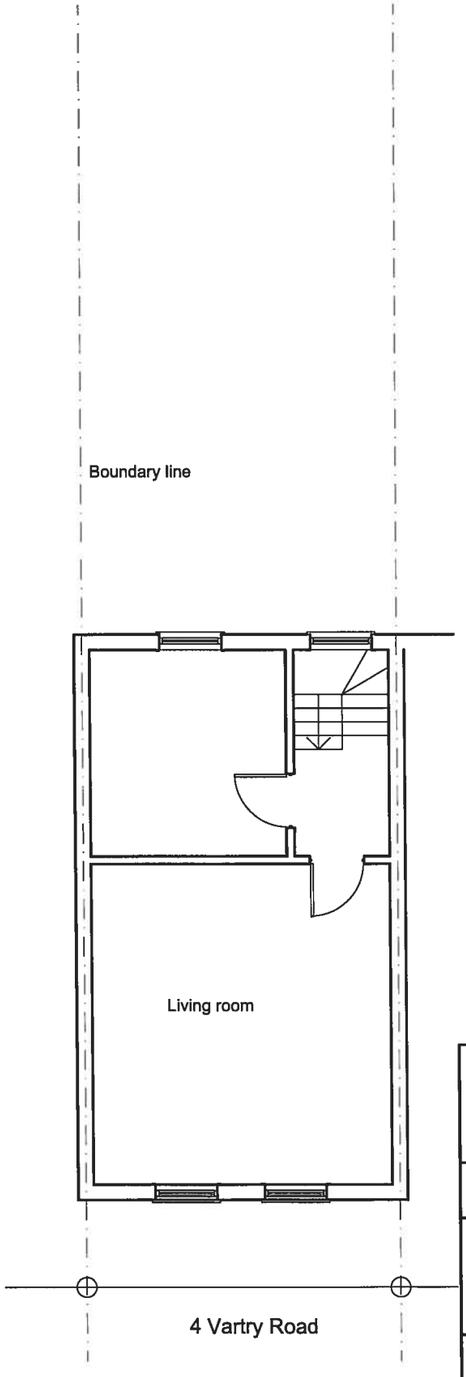

SECOND FLOOR
PLAN EXISTING

dbdt associates
building design & surveying consultants
48 ETON ROAD
ILFORD. ESSEX IG1 2UG
Telephone: 07799266907
020 8478 4921

Client:
Mr Ashok Popat

Project:
4 VARTY ROAD
LONDON
N15 6PT

Title:
EXISTING FLOOR PLANS

Scale:	1:100 @ A3	Date:	JAN 2016
Drawn:	BIRI	Checked:	
Drg. No	DRG/03	Rev-	

A1

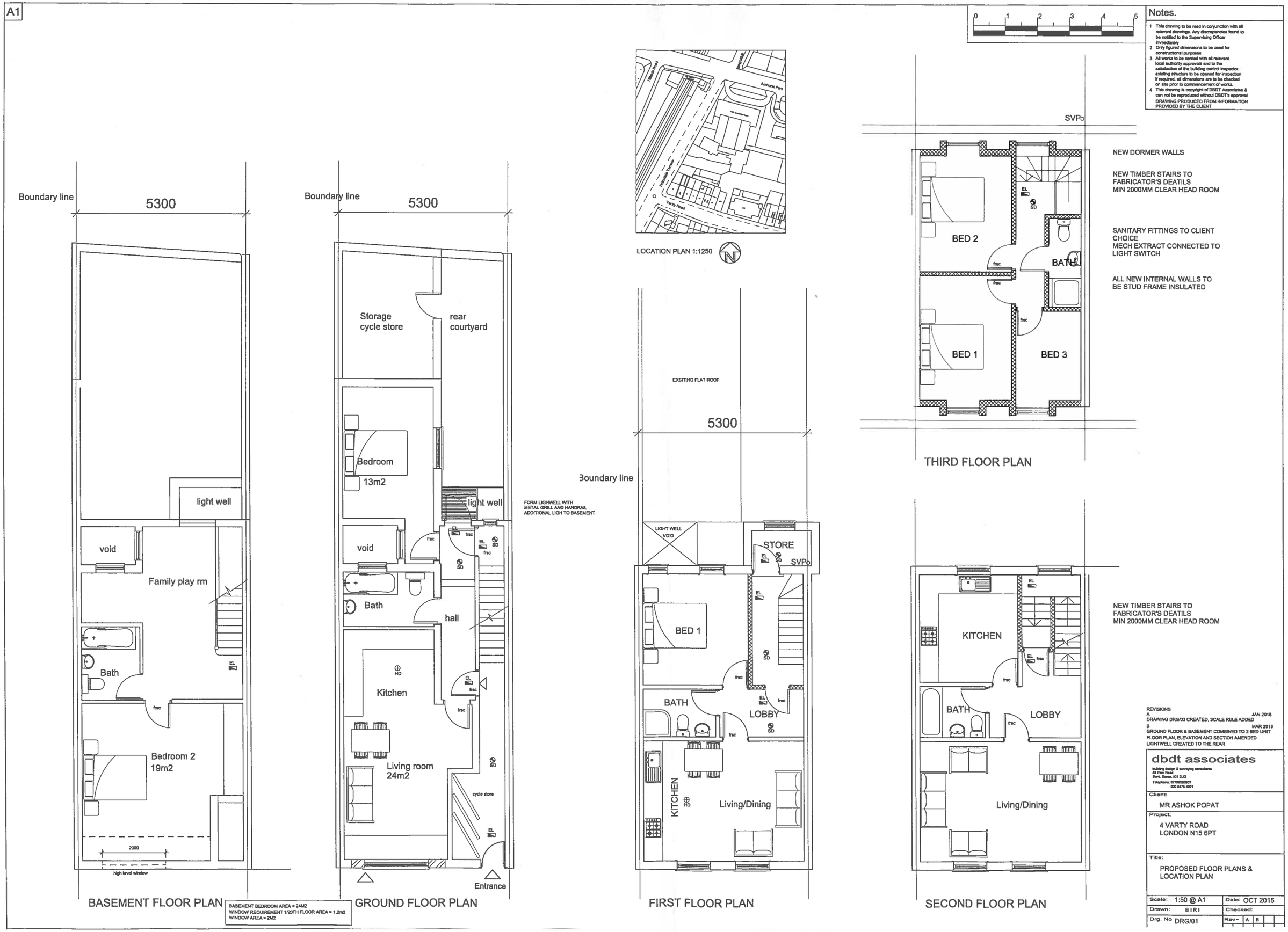

BASEMENT BEDROOM AREA = 24M2
WINDOW REQUIREMENT 1/20TH FLOOR AREA = 1.2m2
WINDOW AREA = 2M2

Notes.

1. This drawing to be read in conjunction with all relevant drawings. Any discrepancies found to be notified to the Supervising Officer immediately
2. Only figured dimensions to be used for constructional purposes
3. All works to be carried with all relevant local authority approvals and to the satisfaction of the building control inspector. existing structure to be opened for inspection if required. all dimensions are to be checked on site prior to commencement of works.
4. This drawing is copyright of DBDT Associates & can not be reproduced without DBDT's approval

DRAWING PRODUCED FROM INFORMATION PROVIDED BY THE CLIENT

NEW DORMER WALLS

NEW TIMBER STAIRS TO FABRICATOR'S DEATILS MIN 2000MM CLEAR HEAD ROOM

SANITARY FITTINGS TO CLIENT CHOICE
MECH EXTRACT CONNECTED TO LIGHT SWITCH

ALL NEW INTERNAL WALLS TO BE STUD FRAME INSULATED

NEW TIMBER STAIRS TO FABRICATOR'S DEATILS MIN 2000MM CLEAR HEAD ROOM

REVISIONS
A JAN 2016
DRAWING DRG/03 CREATED, SCALE RULE ADDED
B MAR 2016
GROUND FLOOR & BASEMENT COMBINED TO 2 BED UNIT FLOOR PLAN, ELEVATION AND SECTION AMENDED LIGHTWELL CREATED TO THE REAR

dbdt associates
building design & surveying consultants
48 Elan Road
Stand. Essex. IG1 2UG
Telephone: 07795266907
020 8478 4921

Client: MR ASHOK POPAT

Project: 4 VARTY ROAD LONDON N15 6PT

Title: PROPOSED FLOOR PLANS & LOCATION PLAN

Scale: 1:50 @ A1	Date: OCT 2015
Drawn: BIRI	Checked:
Drg. No DRG/01	Rev- A B

A1

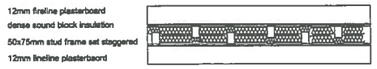

TYPICAL DETAIL - NEW SEPARATION PARTY WALL

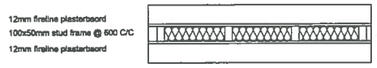

TYPICAL DETAIL - NEW STUD PARTITION

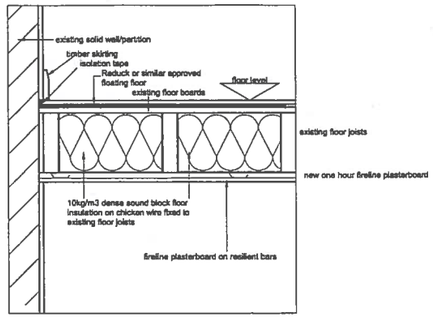

TYPICAL DETAIL - PARTY SEPARATION FLOOR
SCALE: 1:20

PROVIDE HEAT DETECTORS TO ALL KITCHEN
PROVIDE MAINS LINKED SMOKE ALLARM SYSTEM
ALL COMMON STAIRS ROUTE TO BE ONE HOUR FIRE REISITANT
ALL INTERAL LOBBIES TO BE HALF HOUR FIRE RESISITANT
ALL ENTRANCE DOORS TO BE SMOKE SEALED SELF CLOSING
PROVIDE EMERGENCY EXIT LIGHTS TO ALL COMMIN AREAS
PROVIDE FLOATING FLOOR TO ALL PARTY FLOORS
PROVIDE 10KG M3 SOUND BLOCK FLOOR INSULATION BETWEEN ALL FLOOR JOISTS
LINE ALL CEILINGS WITH RESILIENT BARS AND 12.5MM FIREL LINE PLASTERBOARD

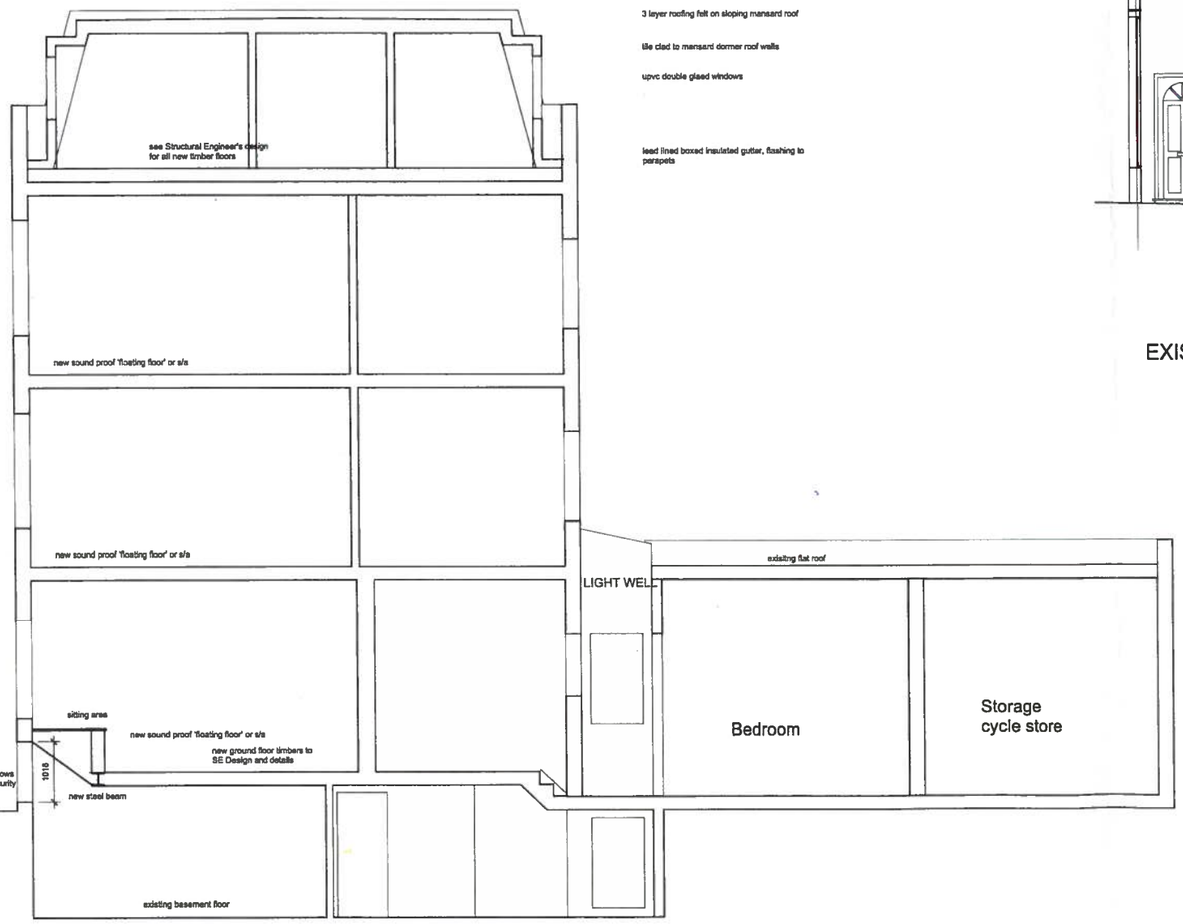

TYPICAL SECTION



EXISTING FRONT ELEVATION



PROPOSED FRONT ELEVATION

Notes.

1 This drawing to be read in conjunction with all relevant drawings. Any discrepancies found to be notified to the Supervising Officer immediately
2 Only figured dimensions to be used for constructional purposes
3 All works to be carried with all relevant local authority approvals and to the satisfaction of the building control inspector existing structure to be opened for inspection if required. all dimensions are to be checked on site prior to commencement of works.
4 This drawing is copyright of DBDT Associates & can not be reproduced without DBDT's approval
DRAWING PRODUCED FROM INFORMATION PROVIDED BY THE CLIENT

BASEMENT BEDROOM AREA = 24M2
WINDOW REQUIREMENT 1/20TH FLOOR AREA = 1.2m2
WINDOW AREA = 2M2

REVISIONS
A JAN 2016
DRAWING DRG/03 CREATED, SCALE RULE ADDED
B MAR 2016
GROUND FLOOR & BASEMENT COMBINED TO 2 BED UNIT FLOOR PLAN, ELEVATION AND SECTION AMENDED

dbdt associates
building design & surveying consultants
48 Elan Road
Ford, Essex. IG1 2UG
Telephone: 07799260807
020 8478 4921

Client: MR ASHOK POPAT

Project: 4 VARTY ROAD LONDON N15 6PT

Title: PROPOSED FLOOR PLANS & LOCATION PLAN

0 1 2 3 4 5

Scale: 1:50 @ A1	Date: OCT 2015
Drawn: BIRI	Checked:
Drg. No DRG/02	Rev- A B