This drawing is not to be scaled for construction purposes. Any dimensions provided on these drawings, and the general layout, can only be considered approximate until such time as the structural floor and ridge steel have been placed in position by the building contractors. The architect is unable to foresee various site factors until the roof structure is exposed and the suspended floor has been installed. The customer should not order any custom-made items, or incur and similar costs, until such time as dimensions can be checked and verified on site.

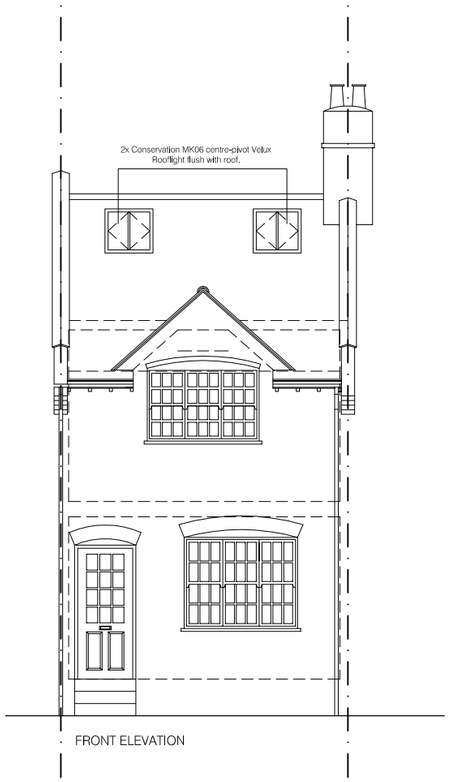

FRONT ELEVATION

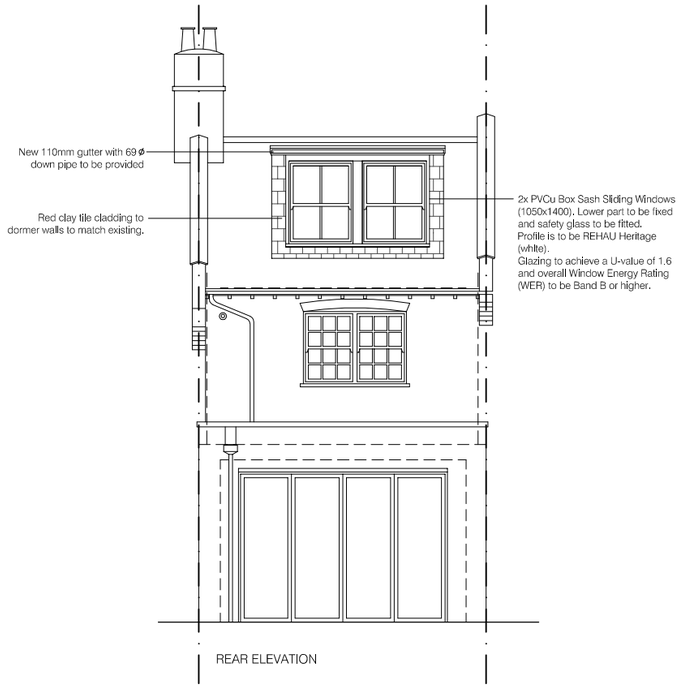

REAR ELEVATION

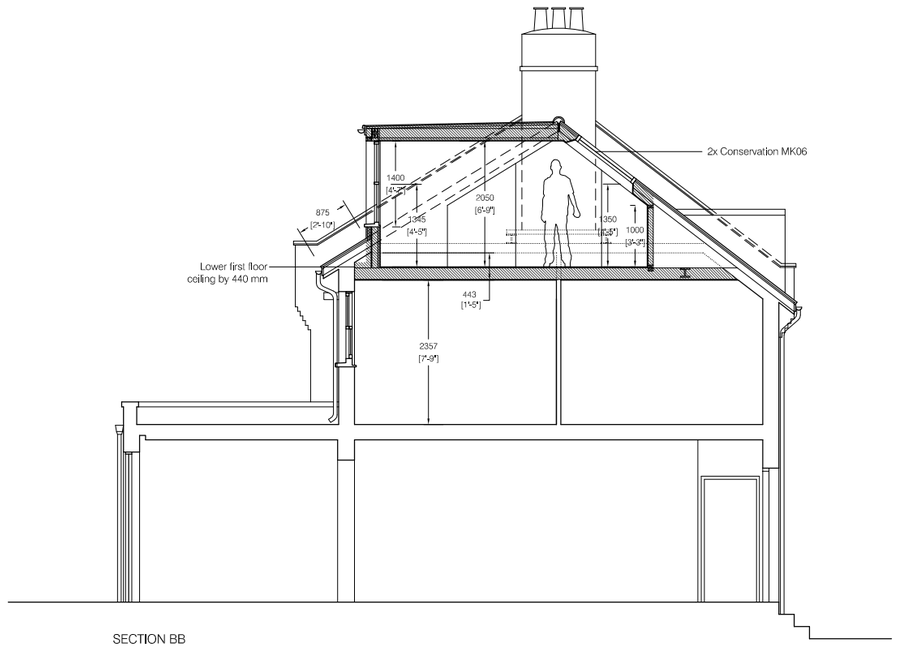

SECTION BB

Date	Note	Rev	Notes
			The internal clear loft height shown is indicative of the final height to be achieved, but cannot be seen as final until such time as the existing roof void is opened up and the final position of the structural floor fully set. This can result in the overall internal clear height being either higher or lower than that shown here but the maximum height of the roof cannot be any higher than that of the existing ridge. All new side windows will be of obscured fixed glass below 1.7m from the FFL. All materials used in any exterior work shall be of a similar appearance to those used in the construction of the exterior of the existing dwellinghouse. The rear face of the main dormer and the side face of the rear addition dormer (where applicable) are to be set back a minimum of 200mm from the face of the respective wall below.

Project 8 Yeatman Road London N6 4DT	Scale 1:100@ A3 1:50 @ A1	Drawn HM 15.06.2016	Checked RGA	Authorised AM 15.06.2016	0 .5 1.0 1.5 2.0 2.5 3.0 3.5 4.0 4.5 5.0 1:50 1:100 0 1 2 3 4 5 6 7 8 9 10
Client Mr K. Hingrajia 8 Yeatman Road London N6 4DT	Drawing No. 2015.10.1204 - 10			Rev.	
Drawing Title Proposed Elevations and Section Op.2					