

BACK VIEW FROM STUDIO.

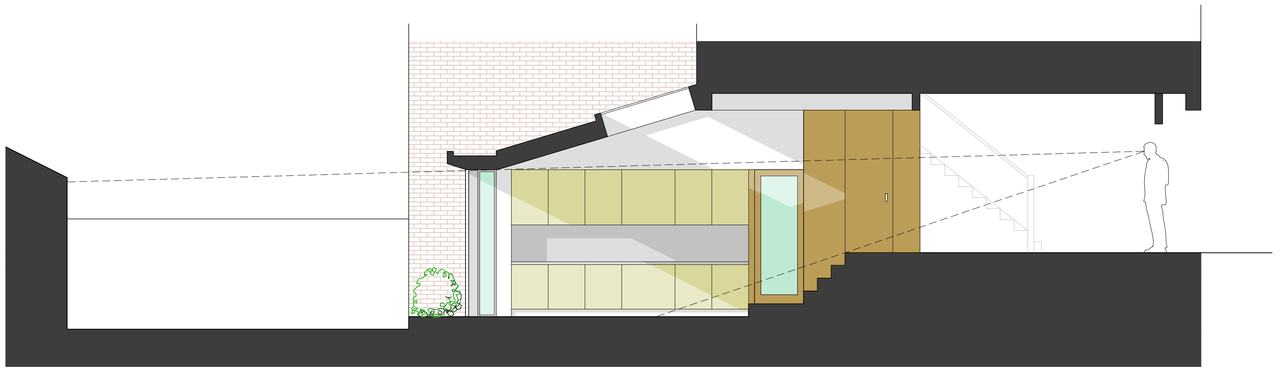

SECTION 1-1 1:50

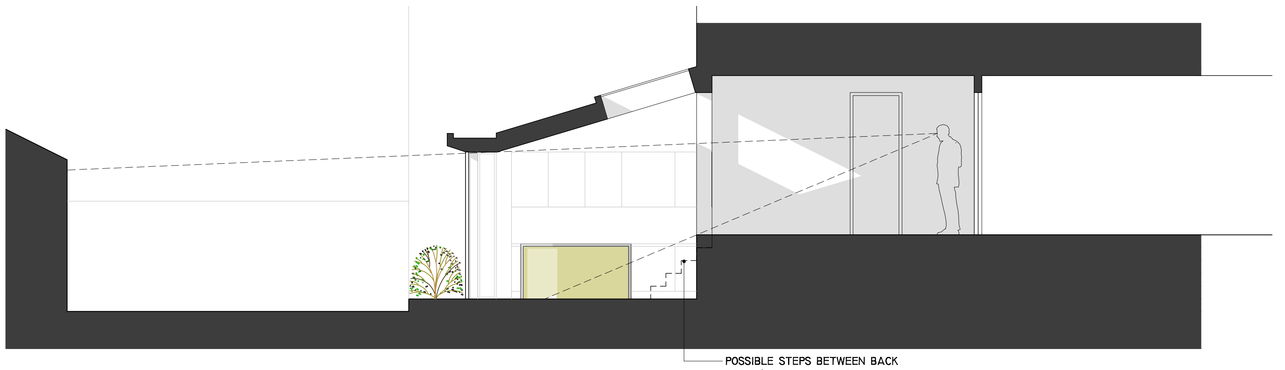

SECTION 2-2 1:50

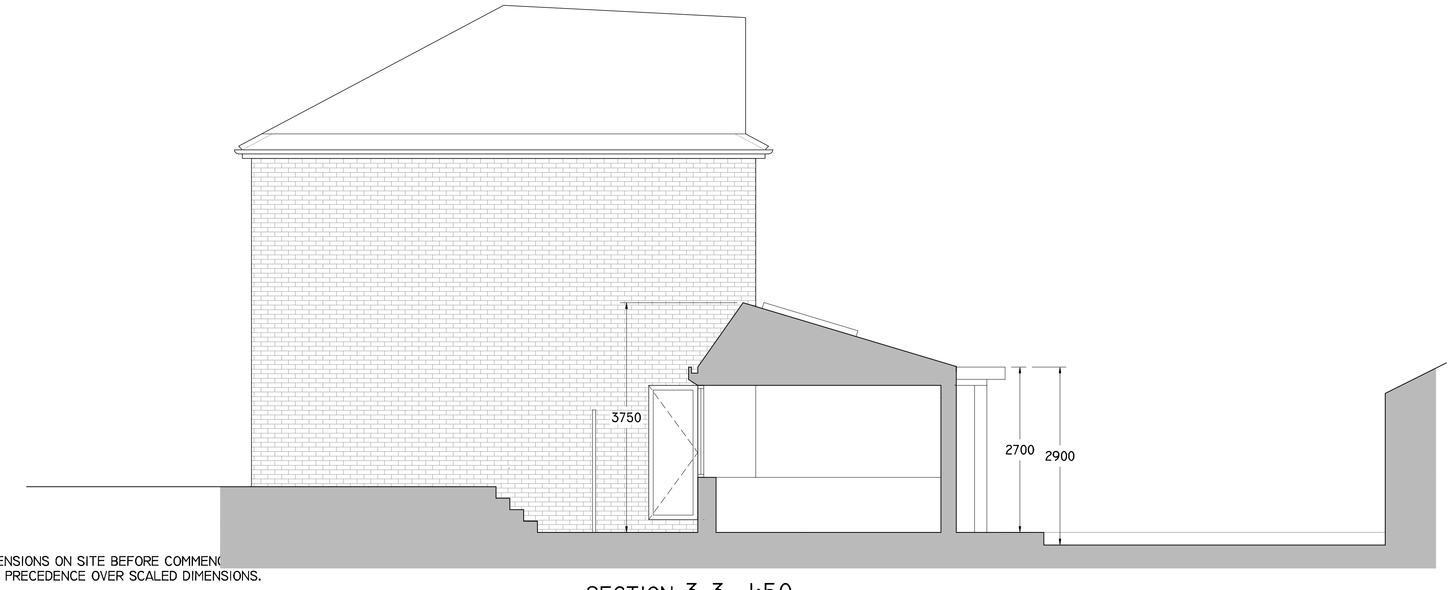

SECTION 3-3 1:50

STANDARD NOTES:

CONTRACTORS MUST VERIFY ALL DIMENSIONS ON SITE BEFORE COMMENC
WORK. FIGURED DIMENSIONS TO TAKE PRECEDENCE OVER SCALED DIMENSIONS.

ALL MECHANICAL, ELECTRICAL & STRUCTURAL LAYOUTS ETC. ARE INDICATIVE.

THE ARCHITECT IS TO BE NOTIFIED OF ANY DISCREPANCIES IN THE DRAWINGS IMMEDIATELY & ANY DISCREPANCY IN SITE CONDITIONS TO THOSE NOTIFIED ON THE DRAWINGS TO BE CONVEYED TO THE ARCHITECT PRIOR TO COMMENCEMENT OF AFFECTED WORK.

THIS DRAWING IS TO BE READ IN CONJUNCTION WITH ALL OTHER DRAWINGS IN THE ED/210 BHS SERIES IN ADDITION TO ALL ACCOMPANYING SCHEDULES & SPECIFICATIONS.

THE COPYRIGHT OF THIS DRAWING IS RESERVED & IT MUST NOT BE DISTRIBUTED OR COPIED WITHOUT THE PRIOR CONSENT OF THE AUTHOR. ELECTRONIC FILES MUST NOT

REV.		abcdetchdesignopqr		
ISSUE STATUS	PROJECT	EXTENSION, 12A LIGHTFOOT ROAD, LONDON, N8		62 Mount View Road London N4 4JR
PLANNING	DRAWING	SECTIONS & REAR VIEW		Tel: 0208 340 2083
	DRAWING No.	ED/12ALR/401	DRAWN BY MC	info@etchdesign.com
	DATE	JUN 16	SCALE 1:50	