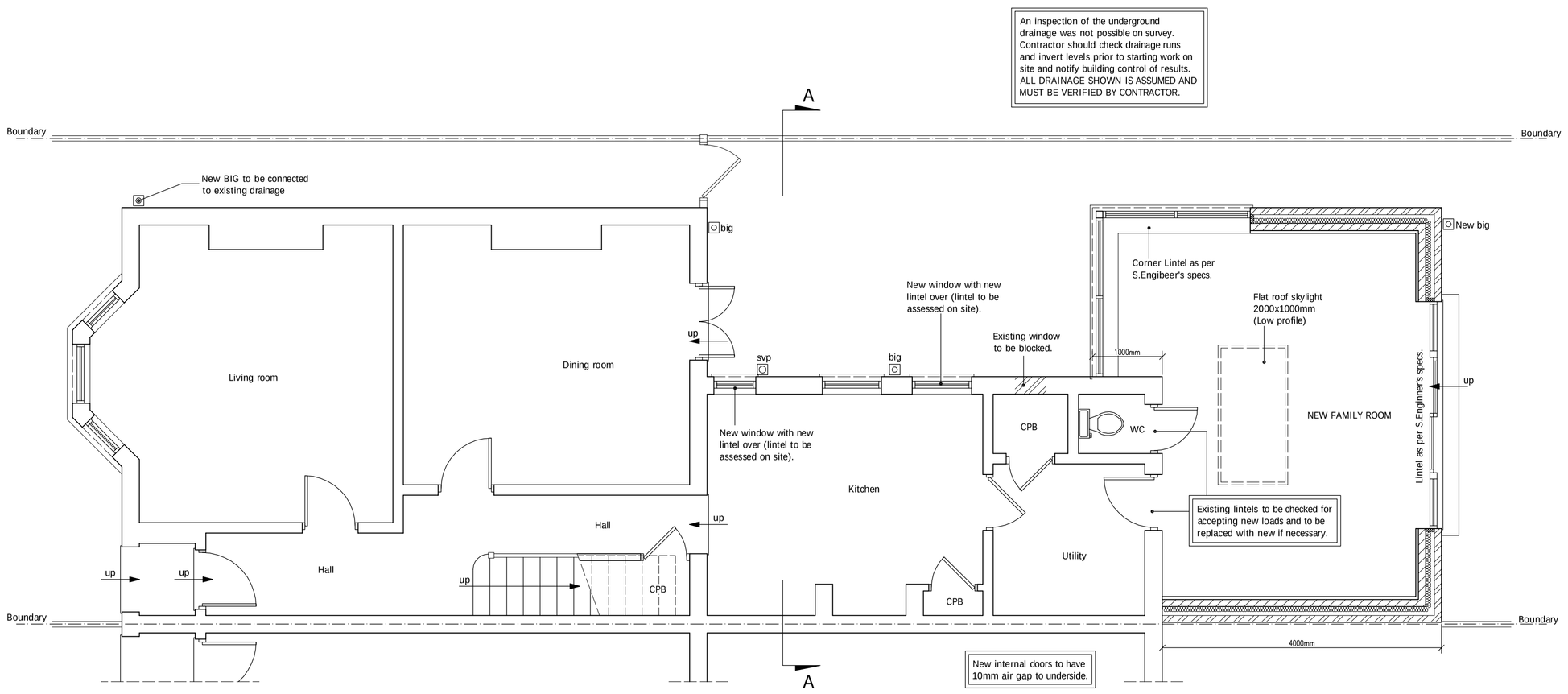
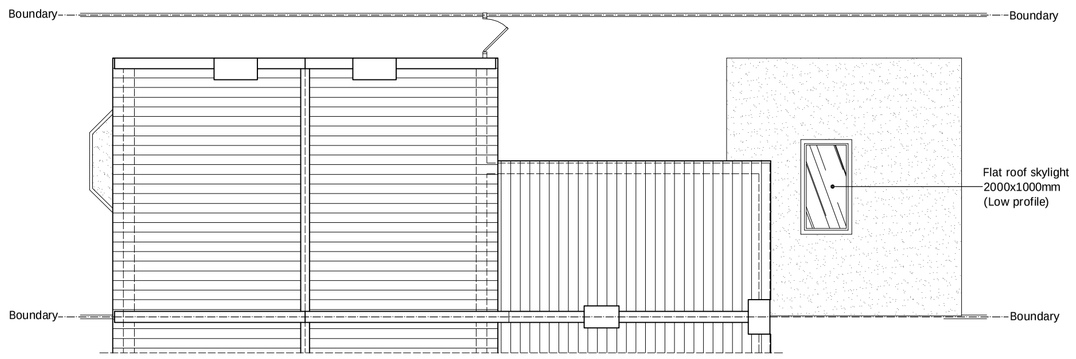


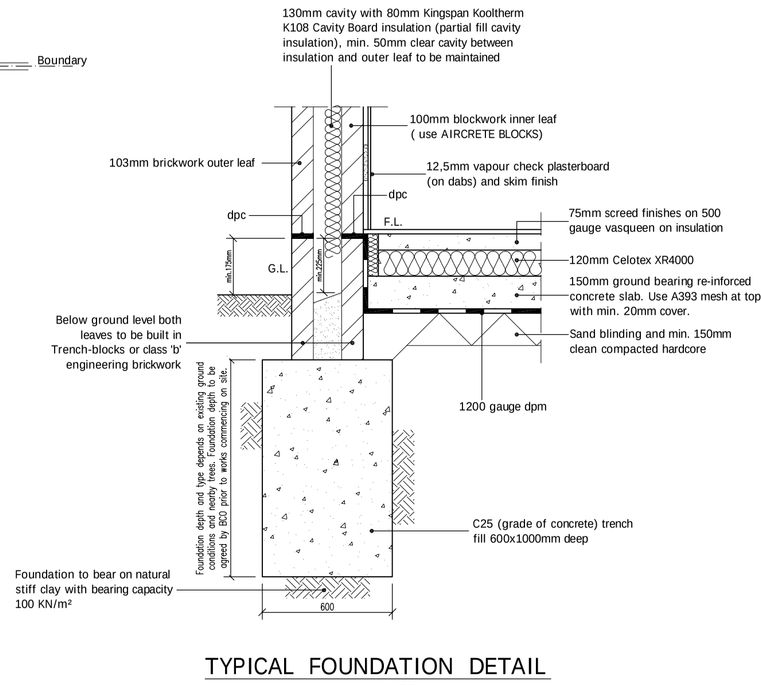
PROPOSED GROUND FLOOR PLAN

scale 1:50



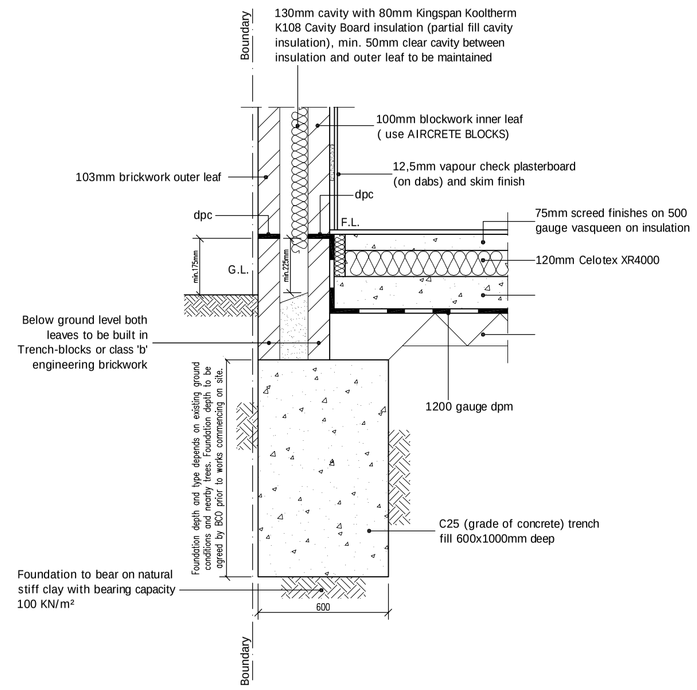
PROPOSED ROOF PLAN

scale 1:100



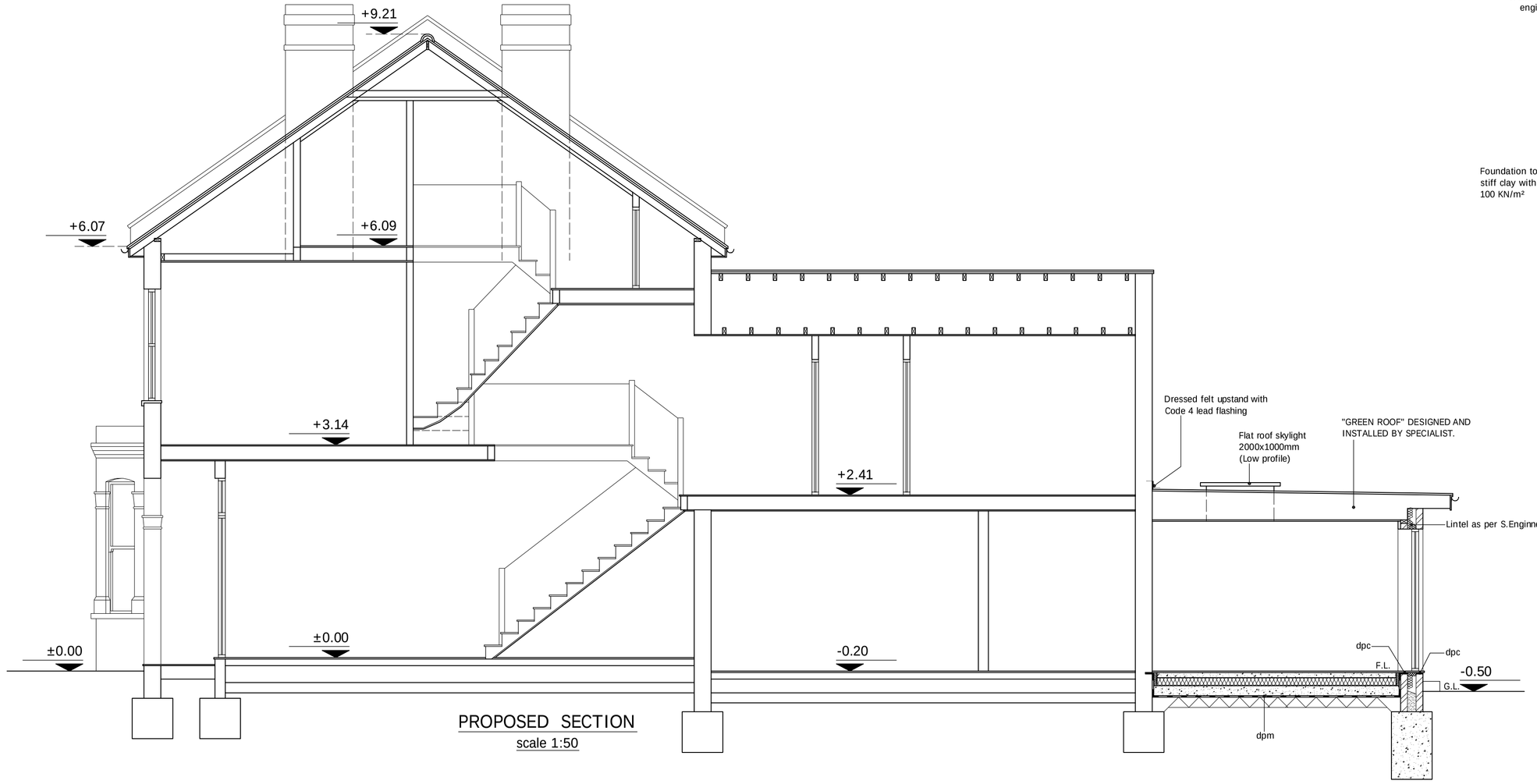
TYPICAL FOUNDATION DETAIL

scale 1:20



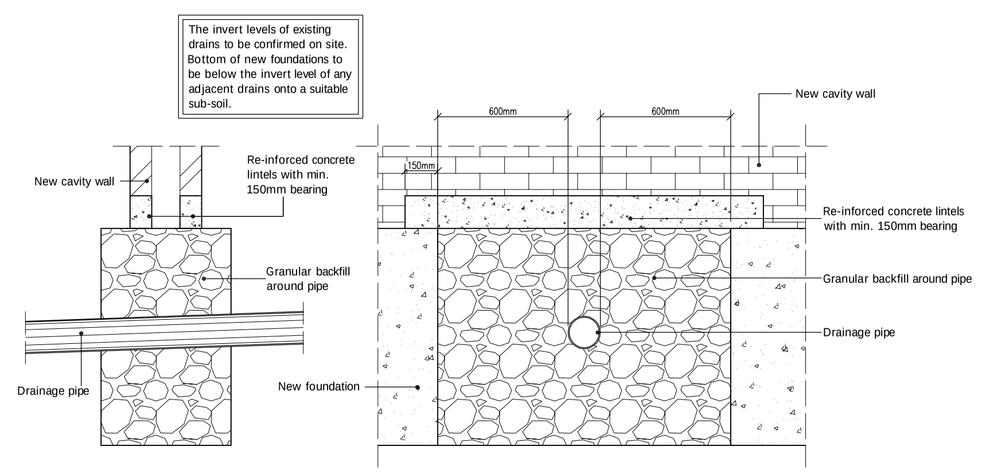
FOUNDATION DETAIL ON BOUNDARY

scale 1:20



PROPOSED SECTION

scale 1:50



DETAIL - DRAINAGE PIPE THRU FOUNDATION

scale 1:20

1:20
400mm 0 400mm 800mm 1200mm 1600mm 2000mm

1:50
1m 0 1m 2m 3m 4m 5m

1:100
2m 0 2m 4m 6m 8m 10m

© This drawing and the works shown are the copyright of PORTICO DESIGN LTD and may not be reproduced except by written permission.

ALL STRUCTURAL ELEMENTS (such as beams, lintels, joists, rafters, columns, walls, foundations and etc.) SHOWN ON DRAWINGS ARE ONLY INDICATIVE, THEY ARE SUBJECTED TO FURTHER STRUCTURAL ENGINEER's CONSIDERATION.

DRAWING STATUS	CONSTRUCTION		
REV.	DATE	NAME	DESCRIPTION

PORTICO DESIGN LTD
127-129 Turnpike Lane,
Hornsey,
London,
N8 0DU
020 8342 8289

GENERAL NOTES:
Any dimensions shown are indicative only and are subject to verification on site. The contractor to set out, check and co-ordinate all dimensions on site during the course of the works and prior to setting out on site. This drawing to be read in conjunction with all other Architect's and Engineer's drawings, Structural Engineers calculations and any specialist supplier's drawings.
1. Ensure that all working drawings and calculations are completed, approved by Building Control or, Planning Departments is that they are the current revised drawings before any works start on site.
2. Inform the Building control department that the works are about to commence on site after receiving an approved decision from planning / building control in writing for your proposed works.
3. Verify boundary lines and ground conditions before starting / prior to the commencement of all goal, ensure boundary is correct, enclosure is structurally sound, obtain party wall agreements where necessary. Owner is responsible for establishing exact boundary lines as Portico Design are not responsible for checking land ownership even if drawings have been approved by the planning and building control departments. If uncertain a land search should be carried out by the homeowner/contractor.
4. Ensure that all necessary party wall agreements are in place before any commencement of works. The client is responsible for works being carried out on a building notice. No project should start without notice.
5. Owner is responsible for purchasing additional materials and covering extra engineering design costs for any additional structural design change on site from the start to end of building works requested by building control or any other third party's instruction during building works.
6. Request a copy of the Party Wall Award where works affect party wall or involve excavations within 3 meters of adjoining buildings or building over a public sewer. (clients responsibility)
7. Where works involve demolition to ensure that all elements of the building and adjoining structures are accounted for and that all necessary propping and temporary supports are in place. "do not scale off this drawing as the scaling may be off"
8. Works carried out under a building notice or prior to approval of drawings are at the contractors/owners risk. Set Portico Design drawings must be approved before works commence. Portico Design will not be responsible for any unauthorised works. Any variations or control departments are fully responsible for the likelihood of considerable works.
9. Any discrepancies, either between written and site dimensions or between this drawing and other consultant's or suppliers drawings, should be brought to the immediate attention of Portico Design before executing the structural, drainage, mechanical and electrical works.
10. Any Structural Engineer's calculations relating to steelwork, RSJ's, padstones and the like on site then title will need to be brought to Portico Design attention straight away before works commence and purchase of materials be made so an alternative design can be prepared and approved by building control or client before works commence.
10.a All of Portico Design's structural calculations are to be fully checked on site by the builder however the existing foundation type and building control will need to advise on a different method of construction, if required by building control engineer a raft or pad foundation, RSJ's, padstones and the like may be required at extra cost to the client.
11. All walls which have been designed to be removed on plans are to be checked on site by building control inspector/builder for load bearing or non-load bearing status before purchase of steel's, if non-load bearing then steel's should not be ordered. No refund or claim can be given against Portico Design on the design/materials charged for these steel's.

OTHER NOTES:
All new proposed roof and wall finishes on this drawing to match existing materials. All new proposed skylights and windows to be fitted with safety glass where required by building regulations. Portico Design assumes that all proposed windows shown on this drawing which overlook other property's are designed to be non opening and of obscure glazing. For a permitted development loft designs the dormer designed on this drawing is set back from the eaves and ridge by 20cm as required by regulations. Any trees to be felled are to be done so in accordance with the latest appropriate codes of practice and in the correct season as regulated.
An inspection of the underground drainage was not possible on survey. Contractor should check drainage runs and invert levels prior to starting work on site and notify building control of results. ALL DRAINAGE SHOWN IS ASSUMED AND MUST BE VERIFIED BY CONTRACTOR.
TITHE - this drawing has been created by Portico Design for the "client" only, a bound contract has been made between both party's in which a signed contract for creation of works involving person-working hours for this drawing has been made, no refund will be allowed or given made if drawing out of use, other party's relating to this project for whatever reason can be claimed against Portico Design, if drawings are used by other party's without the consent of Portico Design then the use of these works by company, department or person that arranges these rights will be subject to legal compensation.
12. All drainage connections is assumed & is subject for confirmation by the Thames water Authority, all connections to foul and surface connections should be approved by thames water before works commence.

PRINT @ A3 SHEET SIZE

THIS DRAWING CONTENT INCLUDING NOTES IS BOND TO SIGNED AGREED CONTRACT BETWEEN CLIENT & PORTICO DESIGN LTD

SITE ADDRESS
25 RAVENSTONE ROAD,
HORNSEY, LONDON, N8 0JT

DRAWING TITLE
PROPOSED DRAWINGS - rear extension

DRAWN AT	HEAD OFFICE	DRAWN BY	
SCALE	as shown	@ A3	15. DECEMBER. 2022
DRAWING No.	03.	REVISION	-