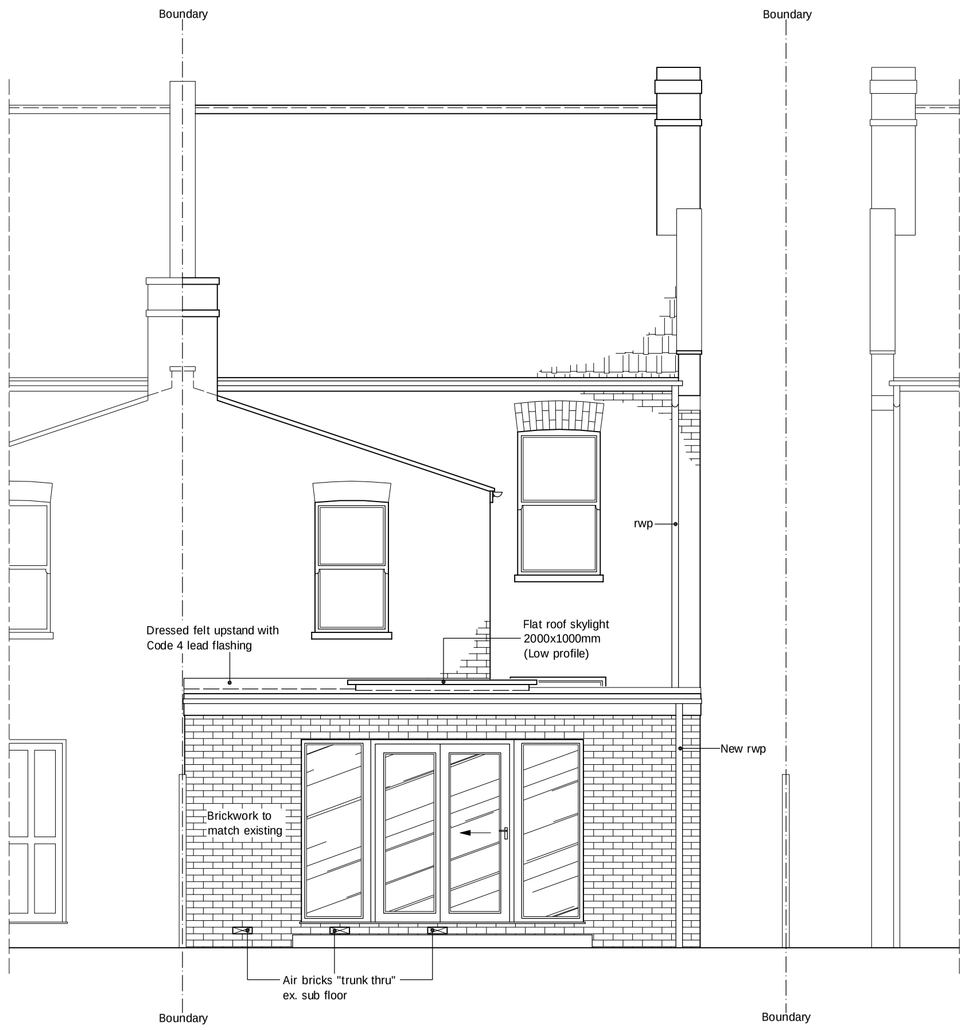
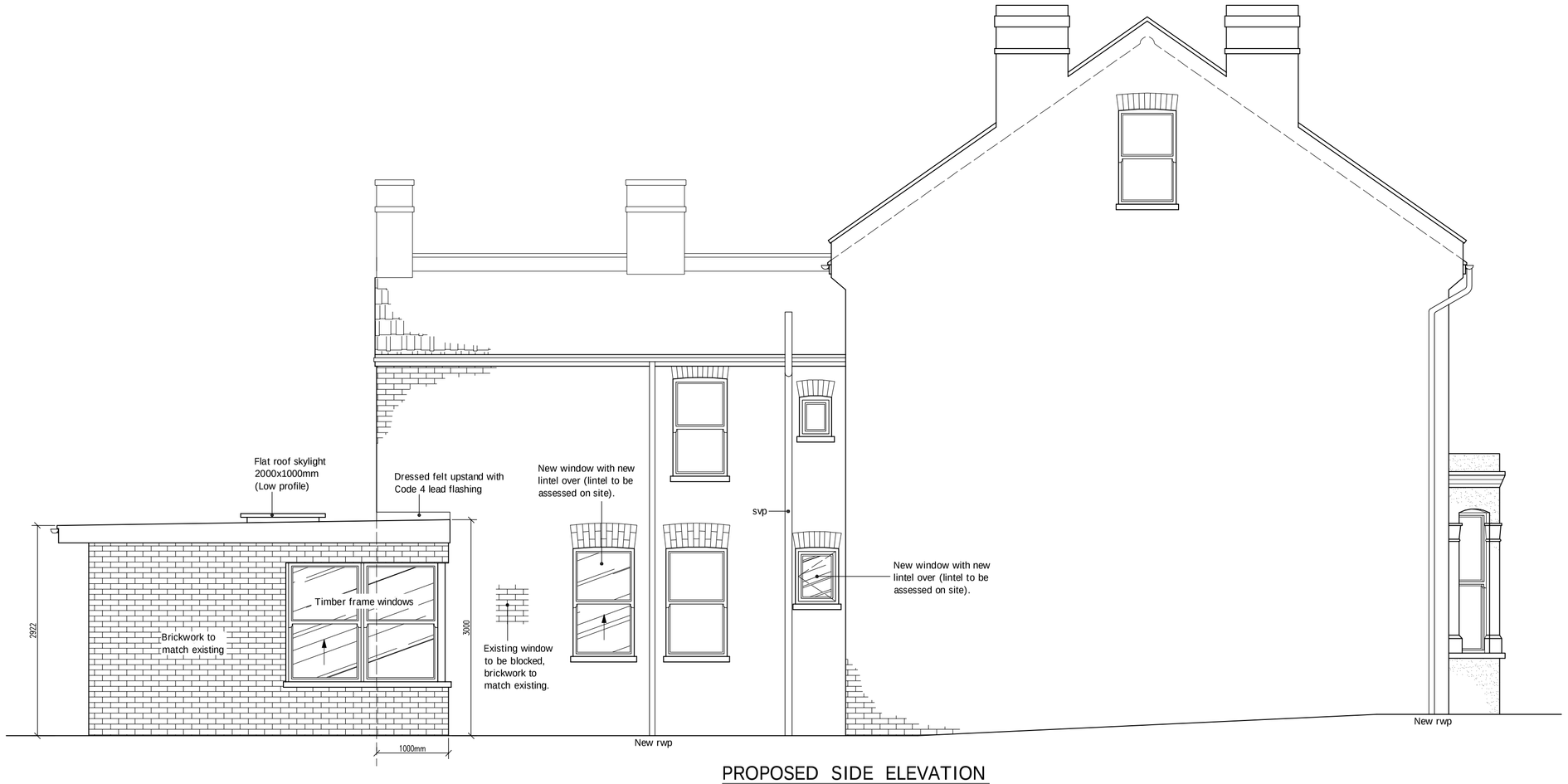
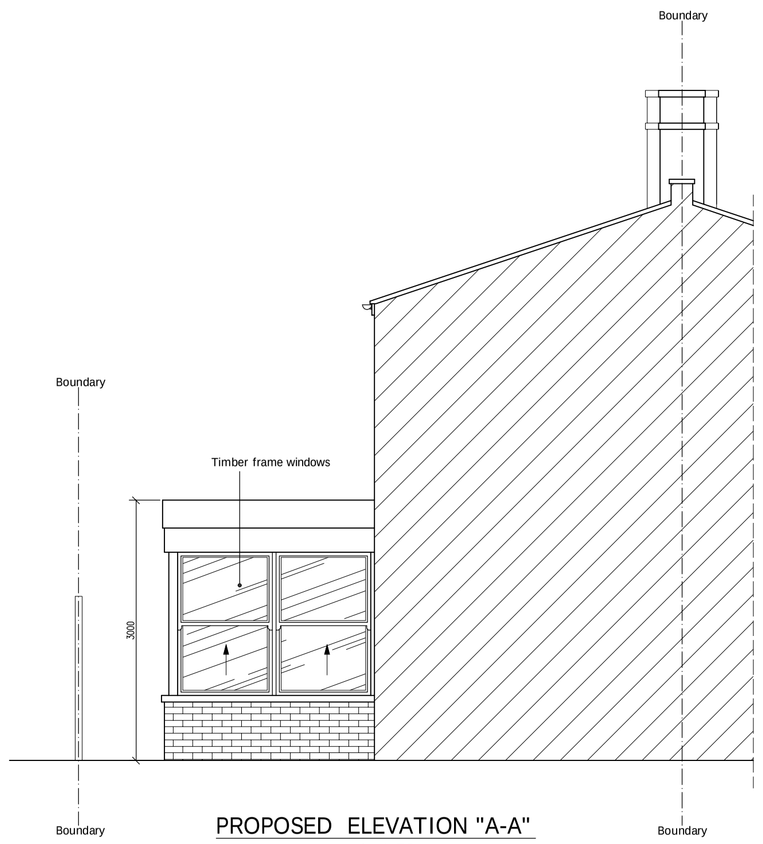


PROPOSED REAR ELEVATION
scale 1:50



PROPOSED SIDE ELEVATION
scale 1:50



PROPOSED ELEVATION "A-A"
scale 1:50



PROPOSED Adj. SIDE ELEVATION
scale 1:50

1:50
1m 0 1m 2m 3m 4m 5m

© This drawing and the works shown are the copyright of PORTICO DESIGN LTD and may not be reproduced except by written permission.

DRAWING STATUS	CONSTRUCTION		
REV.	DATE	NAME	DESCRIPTION

PORTICO DESIGN LTD
127-129 Turnpike Lane,
Hornsey,
London,
N8 0DU
020 8342 8289

GENERAL NOTES:
Any dimensions shown are indicative only and are subject to verification on site. The contractor to set out, check and co-ordinate all dimensions on site during the course of the works and prior to setting out on site. This drawing to be read in conjunction with all other Architect's and Engineer's drawings, Structural Engineer's calculations and any other relevant consultant's information.
Prior to commencement of building works the contractor to homeowner is responsible and should:-
1. Ensure that all working drawings and calculations are completed, approved by Building Control or Planning Departments & that they are the current revised drawings before any works start on site.
2. Inform the Building control department that the works are about to commence on site after receiving an approved decision from planning / building control in writing for your proposed works.
3. Verify boundary lines & ground conditions including checking positions and new connections of all gas, water, electric, soil & vent pipes, drains and rainwater pipes. The Client, Contractor or Homeowner / Owner is responsible for establishing own boundary lines as Portico Design are not responsible for checking land ownership even if drawings have been approved by the planning and building control departments. Party Wall Surveyor may be required if works affect party wall or boundary.
4. Portico Design are not responsible for builders choosing design methods from unproved works. The client is responsible for works being carried out on a building notice. No project should start without notice.
5. Owner is responsible for purchasing additional materials and covering extra engineering design costs for any additional structural design change on site from the start to end of building works requested by building control or any other third party's instruction during building works.
6. Request a copy of the Party Wall Award where works affect party wall or involve excavations within 3 meters of adjoining buildings or building over a public sewer. (Clients responsibility)

ALL STRUCTURAL ELEMENTS (such as beams, lintels, joists, rafters, columns, walls, foundations and etc.) SHOWN ON DRAWINGS ARE ONLY INDICATIVE, THEY ARE SUBJECTED TO FURTHER STRUCTURAL ENGINEER's CONSIDERATION.

7. Where works involve demolition to ensure that all elements of the building and adjoining structures are accounted for and that all necessary propping and temporary supports are in place. "do not scale off this drawing as the existing may be off"
8. Works carried out under a building notice or prior to approval of drawings are at the owners risk and Portico Design will not be responsible for any costs incurred (if works commence) Builders building without plans being approved by planning & building control departments are fully responsible for the likelihood of condemned works.
9. Any discrepancies, either between written and site dimensions or between this drawing and other consultant's or suppliers drawings, should be brought to the immediate attention of Portico Design before work proceeds. Do not scale from drawings, work to figured dimensions. This includes types of materials if materials shown on drawings do not match which is on site then this will need to be brought to Portico Design attention straight away before proceeding with construction. Any changes to the approved drawings must be agreed, re-submitted and approved by building control or the engineer before works start on site.
10. All of Portico Design structural designs are subject to footings being one storey, if however the existing foundation is different a trial-hole will need to be dug to establish the existing foundation type and building control will need to advise on a different foundation design. Should the existing foundation be found to be of poor foundation, this will need to be designed by an engineer with an additional cost being implemented.
11. All wall's which have been designed to be removed on plans are to be checked on site by building control inspector/builder for load bearing or non-load bearing status before purchase of steel's. If non-load bearing then steel's should not be ordered. No refund or claim can be given against Portico Design on the design/materials charged for these steel's.

OTHER NOTES:
12. Roof, external wall and wall finishes on this drawing to match existing materials. All new proposed skylights shown on this drawing will be designed not protrude more than 150mm from the existing roof profile. All rear proposed windows shown on this drawing which overlook other property's are designed to be non opening and of obscure glazing. For a permitted development loft design the dormer designed on this drawing is set back from the eaves by 300mm, this note is a confirmation that it is designed this way. All works to be carried out in accordance to the current building regulations. Any variations to comply with current building regulations.

All dimensions of the existing shall be measured and possible on survey. Contractor should check drawings and report any discrepancies to the building work on site and notify building control of remarks. ALL DRAWING DIMENSIONS ARE ASSUMED AND MUST BE VERIFIED BY CONTRACTOR.

TERMS – this drawing has been created by Portico Design ltd for the "client" only, a bound contract has been made between both party's in which a signed contract for creation of works involving person-working hours for this drawing has been made, no nature will be allowed or claim made of drawing and any other drawing's relating to this project for whatever reason can be made by the client, builder or any other party's involved in the project. If the client, builder or any other party's make use of these works, any company, department or person that infringes these rights will be subject to legal compensation brought against them, client accepting these terms has agreed on all the above by signing contract between both party's and understands that no refunds can be given. 12. Structural calculations to be checked by building control and approved by building control before any steel is ordered. Thurrock water & building control, four and sixteen connections should be approved by thurrock water before works commence.

PRINT @ A3 SHEET SIZE

THIS DRAWING CONTENT INCLUDING NOTES IS BOND TO SIGNED AGREED CONTRACT BETWEEN CLIENT & PORTICO DESIGN LTD

SITE ADDRESS	25 RAVENSTONE ROAD, HORNSEY, LONDON, N8 0JT
DRAWING TITLE	PROPOSED DRAWINGS - rear extension
DRAWN AT	HEAD OFFICE
DRAWN BY	
SCALE	as shown @ A3
	15. DECEMBER. 2022
DRAWING No.	02.
REVISION	-