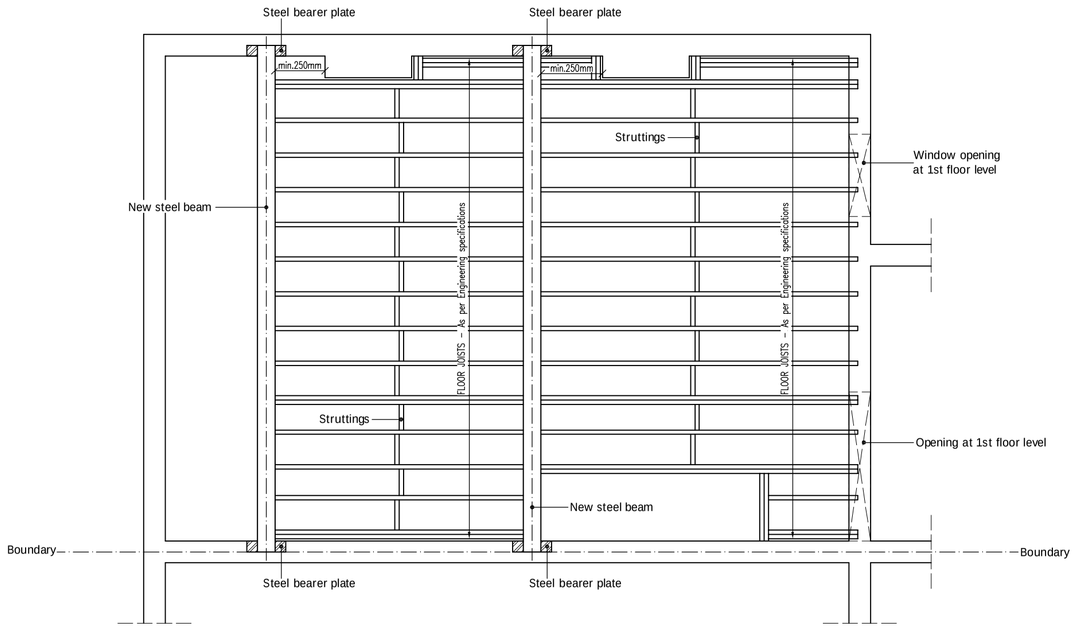
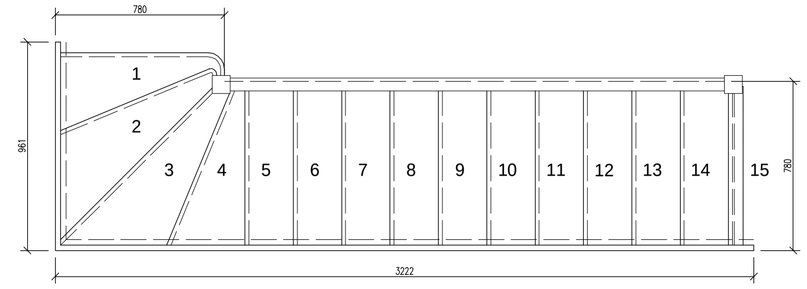
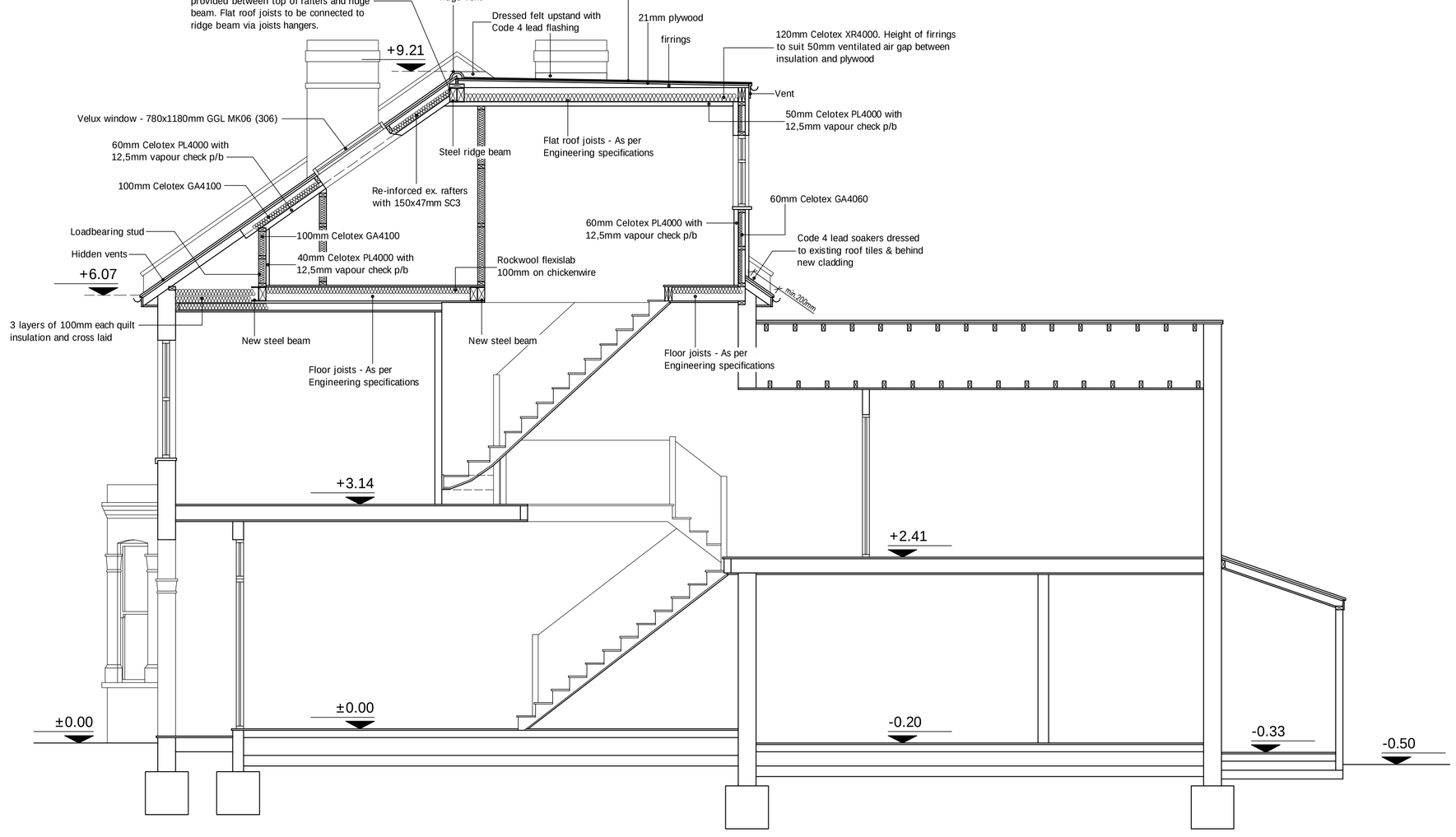



## STEELWORK and JOISTS LAYOUT
scale 1:50




## STAIR DETAIL
scale 1:20




## EXISTING SECTION
scale 1:50

1:20
400mm 0 400mm 800mm 1200mm 1600mm 2000mm

1:50
1m 0 1m 2m 3m 4m 5m

© This drawing and the works shown are the copyright of PORTICO DESIGN LTD and may not be reproduced except by written permission.

ALL STRUCTURAL ELEMENTS (such as beams, lintels, joists, rafters, columns, walls, foundations and etc.) SHOWN ON DRAWINGS ARE ONLY INDICATIVE, THEY ARE SUBJECTED TO FURTHER STRUCTURAL ENGINEER'S CONSIDERATION.

| DRAWING STATUS | CONSTRUCTION | | |
|---|---|---|---|
| REV. | DATE | NAME | DESCRIPTION |

PORTICO DESIGN LTD
127-129 Turnpike Lane,
Hornsey,
London,
N8 0DU
020 8342 8289

GENERAL NOTES:
1. Dimensions are indicative only and are subject to verification on site. The contractor to set out, check and co-ordinate all dimensions on site during the course of the works and prior to setting out on site. This drawing to be read in conjunction with all other Architect's and Engineer's drawings, Structural Engineers calculations and any specialist supplier's drawings.
Notify Building Control and any other statutory authorities as required by current legislation.
2. Ensure that all working drawings and specifications are completed prior to Building Control or Planning Departments & that they are the current revised drawings before any works start on site.
3. Inform the Building control department that the works are about to commence on site after receiving an approved decision from planning / building control in writing for your proposed works.
4. Verify boundary lines & ground conditions including checking positions and new connections of all gas, water, electric, soil and vent pipes before commencing any works. Party wall agreements where applicable. Owner is responsible for establishing exact boundary lines as Portico Design are not responsible for checking land ownership even if drawings have been approved by the planning and building control departments. If uncertain a land search should be carried out by the homeowner/contractor.
5. Portico Design are not responsible for builders changing design methods from proposed works. The client is responsible that works being carried out on a building notice. No project should start without notice.
6. Owner is responsible for purchasing additional materials and covering extra engineering design costs that may be encountered during the course of the works. Any extra over building works requested by building control or any other third party's instruction during building works.
7. Where works involve demolition to ensure that all elements of the building and neighbouring properties remain structurally sound at all times adequate propping and temporary supports are in place. "do not scale off this drawing as the scaling copy be off"
8. Works carried out under a building notice or prior to approval of drawings are at the contractor's/owners risk. (all Portico Design drawings must be approved before works commence) Builders building without plans being approved by planning & building control departments are liable to be prosecuted & may be required to demolish work.
9. Any discrepancies, either between written and site dimensions or between this drawing and other consultant's or suppliers drawings, should be brought to the immediate attention of Portico Design before executing the structural, drainage, mechanical and electrical works. This included types of materials & materials shown on drawings do not match which is an offence. Do not use any of the drawings for tenders, estimates or construction unless the works commence and purchase of materials be made as an alternative design can be rechecked and approved by building control or the engineer before works can commence.
10. All of Portico Design structural designs are subject to loadings being 1m deep, if excavations for existing foundations are deeper than 1m, the loadings may be greater. Existing foundations may require underpinning and building control will need to advise on different method of construction. If requested by building control digher a raft or piled foundation, this will need to be designed by an engineer with an additional cost being implemented.
11. Any changes to approved drawings, whether requested by the client or implemented by building control inspector/builder for load bearing or non-load bearing status before purchase of steel/s. If non-load bearing then steel's should not be ordered. No refund or claim can be given against Portico Design on the design/materials charged for these steel/s.

OTHER NOTES:
All new proposed roof and wall finishes on this drawing to match existing materials. All new proposed skylights shown on this drawing will be designed not protrude more than 150mm above the existing roof profile. All new proposed windows on this drawing will be designed with a minimum of 1100mm cill height from floor level and 450mm of obscure glazing. For a permitted development loft design the dormer designed on this drawing is set back from the eaves by 300mm, this note is a confirmation that it is designed this way. All works to be carried out in accordance with the latest appropriate codes of practice and to comply with current building regulations.
An inspection of the underground drainage was not possible on survey. Contractor should check drainage runs and if found to be defective, repair/renew as necessary and notify building control of results. ALL DRAINAGE SHOWN IS ASSUMED AND MUST BE VERIFIED BY CONTRACTOR.

TERMS – this drawing has been created by Portico Design ltd for the "client" only, a bound contract has been made between both party's in which a signed contract for creation of works booking person-monthly hours for this drawing has been made, no refund will be allowed or claim made of drawing and any other drawing's relating to this project for whatever reason can be given against Portico Design, Portico Design will not be held liable for any costs incurred by the client for the use of drawings for planning, building control or tenders if the rights are to be subject to legal action brought against them, client accepting these terms has agreed on all the above by signing contract between both party's and understands that no refunds can be given.
12. All drainage connections is assumed & is subject for checking by builder, Thames water & building control, all drainage connections must be approved by Thames water before works commence.

PRINT @ A3 SHEET SIZE

THIS DRAWINGs CONTENT INCLUDING NOTES IS BOND TO SIGNED AGREED CONTRACT BETWEEN CLIENT & PORTICO DESIGN LTD

SITE ADDRESS
25 RAVENSTONE ROAD,
HORNSEY, LONDON, N8 0JT

DRAWING TITLE
PROPOSED DRAWINGS - loft conversion

| DRAWN AT | HEAD OFFICE | DRAWN BY | |
|---|---|---|---|
| SCALE | as shown | @ A3 | 09. NOVEMBER. 2022 |
| DRAWING No. | 04. | REVISION | - |