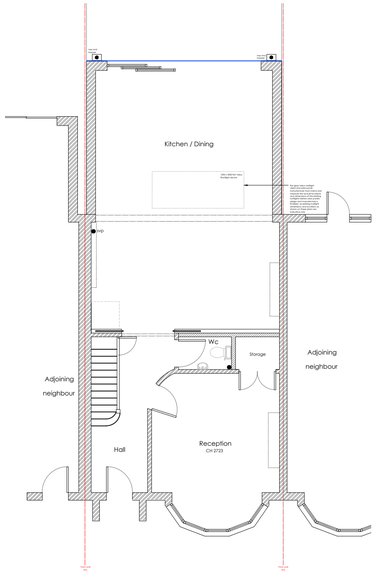

19 PROPOSED GROUND FLOOR PLAN
1:100

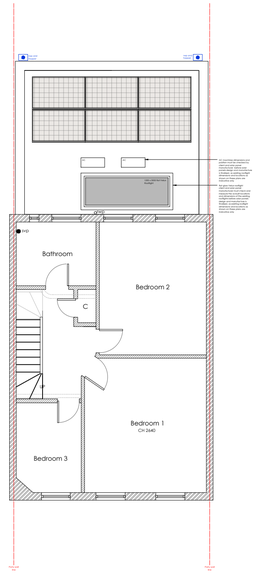

20 PROPOSED FIRST FLOOR PLAN
1:100

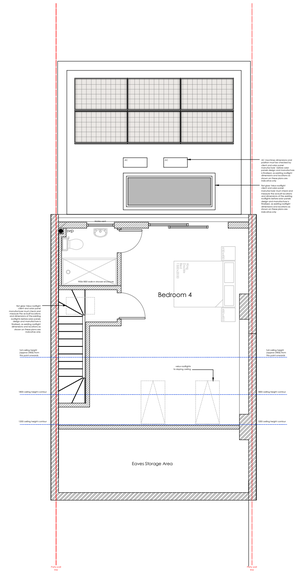

21 PROPOSED LOFT PLAN
1:100

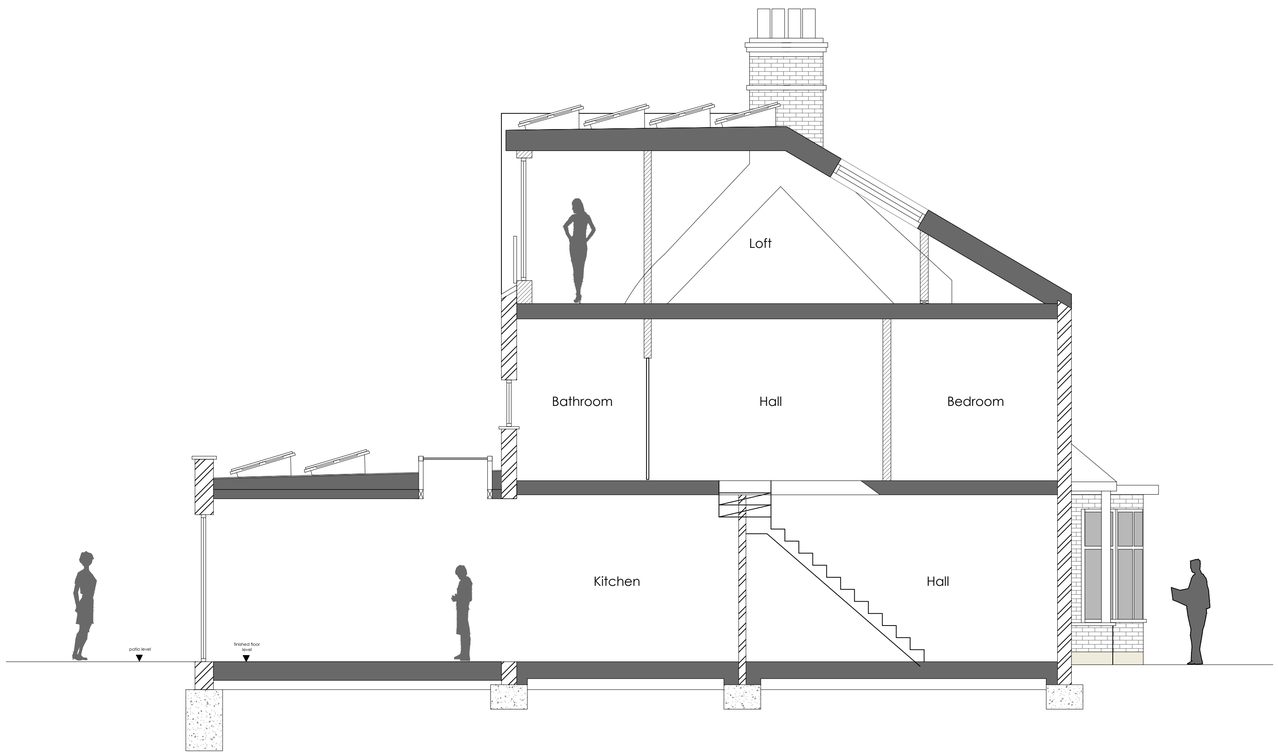

22 PROPOSED CROSS SECTION
1:50

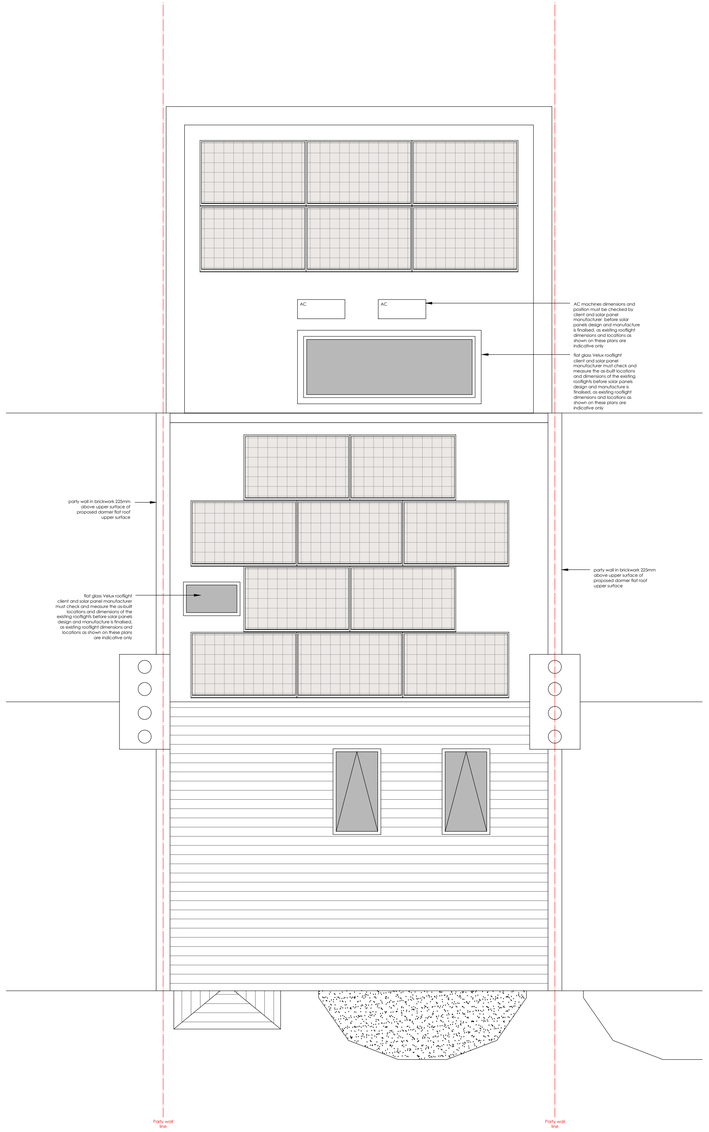

23 PROPOSED ROOF PLAN
1:50

0 5 10 15 20
SCALE BAR 1:100

0 1 2 3 4 5 10
SCALE BAR 1:50

PLEASE NOTE

THE DIMENSIONS IN THESE DRAWINGS ARE INDICATIVE ONLY AND HAVE BEEN OBTAINED SOLELY FOR THE PURPOSES OF PLANNING PERMISSION AND BUILDING CONTROL APPROVAL DESIGN, THEY ARE NOT INTENDED FOR USE AS SHOP DRAWINGS OR USE IN DESIGNING, MANUFACTURING OR INSTALLING ANY ELEMENT OF THE PROJECT ON SITE. DO NOT SCALE FROM THESE DRAWINGS, ALL DIMENSIONS ARE TO BE CHECKED ON SITE PRIOR TO COMMENCEMENT OF WORKS, ACCURATE SITE DIMENSIONS MUST BE TAKEN BY THE CONTRACTOR FOR THE PURPOSES OF DESIGN AND FABRICATION OF ANY ELEMENT OF THE PROJECT, INCLUDING BUT NOT LIMITED TO STEELWORK, STAIRCASES, WINDOWS, DOORS, FLOOR MEMBERS, TRUSSES, LINTELS ETC. RESPONSIBILITY IS NOT ACCEPTED FOR ERRORS MADE BY SCALING DIRECTLY FROM THIS DRAWING. WITH REGARD TO EXISTING STRUCTURES, CONSIDERATION SHOULD BE GIVEN TO THE STRUCTURE BEING OUT OF SQUARE, OUT OF PLUMB OR OUT OF LINE AND LEVEL, AS THIS WILL NOT NECESSARILY BE INDICATED IN THE DRAWINGS. THIS DRAWING IS TO BE READ IN CONJUNCTION WITH ALL OTHER RELEVANT DRAWINGS, DETAILS, SCHEDULES, SPECIFICATIONS AND STRUCTURAL ENGINEERING CALCULATIONS AND DESIGN. THE DESIGNER IS TO BE NOTIFIED IF ANYTHING ON SITE IS DIFFERENT TO THIS DRAWING OR IF THE DESIGN IS TO BE DEVIATED FROM.

CDM REGULATIONS

MEMBER SIZES AND DIMENSIONS HAVE BEEN DESIGNED IN ORDER TO SATISFY THE DESIGN REQUIREMENTS OF THE PROJECT. THE CONTRACTOR SHOULD BE AWARE OF THE RISKS ASSOCIATED WITH HANDLING AND INSTALLATION OF STRUCTURAL MEMBERS, NO RESPONSIBILITY FOR THESE ASPECTS IS TAKEN AT THE DESIGN STAGE. THE CONTRACTOR MUST BE SUITABLY EXPERIENCED IN ALL ASPECTS OF HANDLING AND LIFTING. ALL TEMPORARY WORKS MUST COMPLY WITH CURRENT LEGISLATION, A SUITABLE METHOD STATEMENT AND RISK ASSESSMENT SHOULD BE PRODUCED PRIOR TO ANY REMOVAL OR RE-LOCATION OF LOADBEARING MEMBERS OR INDEED ANY WORKS WITH POTENTIAL HEALTH AND SAFETY IMPLICATIONS. PARTICULAR CARE MUST BE TAKEN WHEN PROVIDING TEMPORARY SUPPORT. IF THERE IS ANY DOUBT REGARDING HEALTH AND SAFETY, A CDM CO-ORDINATOR/HEALTH AND SAFETY PROFESSIONAL SHOULD BE CONSULTED.

THIS DRAWING IS NOT A TENDER DOCUMENT

THESE DRAWINGS ARE NOT INTENDED FOR USE AS A TENDER DOCUMENT, THE INFORMATION CONATINED IN THESE DRAWINGS IS CONSIDERED SUFFICIENT FOR THE PURPOSES OF PLANNING PERMISSION AND BUILDING CONTROL APPROVAL, BUT MAY BE LACKING THE NECESSARY INFORMATION REGARDING SPECIFICATION, DIMENSIONS, BUILD METHODOLOGY AND SEQUENCE, M&E, FINISHES ETC, REQUIRED FOR TENDERING. FOR THE PURPOSES OF TENDERING A SUITABLE TENDER DOCUMENT SHOULD BE PRODUCED. THE PROJECT MANAGER/CONTRACT ADMINISTRATOR SHOULD BE CONTACTED REGARDING THIS

PRINTING

THIS DRAWING SHOULD ALWAYS BE PRINTED OUT AT FULL SIZE (SEE TITLE BLOCK BELOW) AND ALWAYS IN COLOUR, COLOUR PARTICULARLY IMPORTANT FOR UTILTIES/SERVICES/DRAINAGE/BOUNDARY DRAWINGS WHERE LINE COLOURS ARE CRITICAL

WALLS LEGEND

- BLOCKWORK
- BRICKWORK
- STUDWORK
- MATERIAL TBC
- REMOVED WALLS
- BEAMS

*NEW PROPOSED WALLS SHOWN IN BLACK HATCH

*NB FINAL PIER SIZES AND BEAM LOCATIONS TO BE CONFIRMED WITH STRUCTURAL ENGINEER

CEILING HEIGHTS LEGEND

- 1500 ceiling height contour — 1500mm Height Contour
- 1800 ceiling height contour — 1800mm Height Contour
- 2100 ceiling height contour — 2100mm Height Contour
- 2600 ceiling height contour — 2600mm Height Contour

DRAINAGE KEY LEGEND

- FW DRAINAGE
- SW DRAINAGE
- COMBINED
- SUBSTRUCTURE

Revision Ref	Revision Summary

CLIENT:
Mathew Cowan

ADDRESS:
9 Hermiston Avenue,
London,
N8 8NL

PROJECT:
Solar Panels Intallation Project

HUMPHREYS & SONS
ARCHITECTURE AND CHARTERED SURVEYORS

Planning Permission Drawings
Building Regulations Plans
Party Wall Surveyors
Project Management

London Office: WeWork Old Street, 41 Corsham Street, Hoxton, London N1 6DR
Essex Office: Vision Offices, Saxon House, 27 Duke Street, Chelmsford, Essex CM1 1HT

02076889552 - 01245 895466 - contact@humphreysandsons.co.uk www.humphreysandsons.co.uk

TITLE:
Proposed Plans
Proposed Cross Section

PURPOSE OF ISSUE:
Planning Control Application

SCALE	D	C	DATE
see dwg (at A1)			AUG 2023

JOB NO.	DRAWING No.	REVISION
9-8NL-23	PL003	-