ADVANCEDAIR

INNOVATION IN ACTION



External Louvres

1600 Series

General Product Overview

External Louvres

Advanced Air External Louvres feature an architecturally appealing straight blade design with smooth, clean lines that visually compliment any structure's exterior styling. Available in flanged or optional recessed frame, the frame installs easily in most common wall configurations. Suitable for use in exhaust and low to medium velocity intake applications, the blade design features a rear water baffle and provides reasonable protection against general weather conditions. The models exhibit low pressure drop characteristics and a high free area. Reinforcing bosses run the full length of each blade for superior strength. Advanced Air External Louvres are engineered to be architecturally appealing as well as mechanically enduring.

Features & Benefits of Advanced Air Louvres:

- Extruded aluminium blades and frames for high durability and quality fit and finish.
- Reinforcing bosses run the full length of each blade for superior strength.
- Low pressure drop characteristics require less fan energy and contribute to efficient system operation.
- Selection of finishes.
- Bird Mesh fitted as standard, Insect mesh optional.
- Flange frame and recessed frame options.
- Available in multi section modules for site assembly giving continuous blade appearance.

- **Standard Blade Style**
- **Weather Resistant**
- **Clean Architectural Appearance**
- **Extruded Aluminium**

External Louvres

1600 Series ▪ Standard Blade Type

The Advanced Air 1600 Series is an architecturally styled louvre designed with smooth, clean lines that visually compliment any structure's exterior styling. It is ideal for use in both standard and thin wall applications or a/c units. Suitable for use in exhaust and low to medium velocity intake applications, the J-style blade design features a rear water baffle and provides good protection against general weather conditions, with low pressure drop characteristics. Reinforcing bosses run the full length of each blade for superior strength. Available with flanged or recessed frames, the 1600 series design is styled to please and engineered to perform.

Standard Flanged Frame

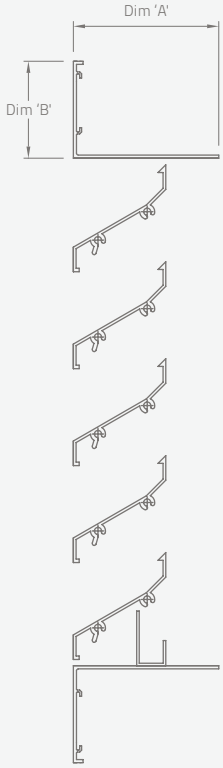

Optional Recessed Frame



Models:

1638	38mm Blade Pitch	40mm Deep
1650	50mm Blade Pitch	80mm Deep
1675	75mm Blade Pitch	108mm Deep

Model	Dim A	Dim B
1638	40mm	30mm
1650	80mm	50mm
1675	108mm	50mm

1600 Series Construction

Frame:	Type 6063-T6 extruded aluminium.
Nominal wall thickness	Model 1638: 1.3mm
	Model 1650: 1.6mm
	Model 1675: 1.8mm
Blades:	Type 6063-T6 extruded aluminium.
Nominal wall thickness	Model 1638: 1.3mm
	Model 1650: 1.4mm
	Model 1675: 1.6mm
Effective Blade Angle:	45 degrees.
Blade Spacing:	Model 1638: 38mm
	Model 1650: 50mm
	Model 1675: 75mm
Blade Support Brackets:	On models 1650 and 1675 only, Concealed type, factory installed on rear of louvre on maximum 1000mm centres. Reinforced with extruded mullion.
Mullions:	Concealed architectural type.
Screen:	13mm x 13mm x 1.0mm ga. galvanised bird screen.
Finish:	Mill. Special Finishes are available.
Minimum Size:	Model 1638: 100mm wide x 100mm high
	Model 1650,1675: 200mm wide x 200mm high.
Maximum Size:	Model 1638: 1200mm wide x 1200mm High
	Model 1650, 1675: 2000mm wide x 2000mm high.

Larger sizes will be manufactured in sections with hidden architectural style rear mullions for assembly in the site.

Performance Data

Models: 1638SB, 1650SB & 1675SB ▪ Free Area (m2)

Model: 1638SB

Height (m)	Width (m)									
	0.20	0.40	0.60	0.80	1.00	1.20	1.40	1.60	1.80	2.00
0.20	0.02	0.03	0.05	0.06	0.08	0.09	0.11	0.12	0.14	0.15
0.40	0.03	0.07	0.10	0.14	0.17	0.21	0.24	0.27	0.31	0.34
0.60	0.05	0.11	0.16	0.21	0.27	0.32	0.37	0.43	0.48	0.53
0.80	0.08	0.15	0.23	0.30	0.38	0.46	0.53	0.61	0.68	0.76
1.00	0.10	0.19	0.29	0.38	0.48	0.57	0.67	0.76	0.86	0.95
1.20	0.11	0.23	0.34	0.46	0.57	0.68	0.80	0.91	1.03	1.14
1.40	0.13	0.27	0.40	0.53	0.67	0.80	0.93	1.06	1.20	1.33
1.60	0.16	0.31	0.47	0.62	0.78	0.93	1.09	1.25	1.40	1.56
1.80	0.17	0.35	0.52	0.70	0.87	1.05	1.22	1.40	1.57	1.75
2.00	0.19	0.39	0.58	0.78	0.97	1.16	1.36	1.55	1.74	1.94

Model: 1650SB

Height (m)	Width (m)									
	0.20	0.40	0.60	0.80	1.00	1.20	1.40	1.60	1.80	2.00
0.20	0.01	0.03	0.04	0.06	0.07	0.09	0.10	0.12	0.13	0.15
0.40	0.03	0.07	0.10	0.14	0.17	0.20	0.24	0.27	0.31	0.34
0.60	0.05	0.11	0.16	0.21	0.27	0.32	0.38	0.43	0.48	0.54
0.80	0.07	0.15	0.22	0.29	0.37	0.44	0.51	0.59	0.66	0.73
1.00	0.09	0.19	0.28	0.37	0.46	0.56	0.65	0.74	0.83	0.93
1.20	0.11	0.22	0.34	0.45	0.56	0.67	0.79	0.90	1.01	1.12
1.40	0.13	0.26	0.40	0.53	0.66	0.79	0.92	1.05	1.19	1.32
1.60	0.15	0.30	0.45	0.61	0.76	0.91	1.06	1.21	1.36	1.51
1.80	0.17	0.34	0.51	0.68	0.85	1.02	1.20	1.37	1.54	1.71
2.00	0.19	0.38	0.57	0.76	0.95	1.14	1.33	1.52	1.71	1.90

Model: 1675SB

Height (m)	Width (m)									
	0.20	0.40	0.60	0.80	1.00	1.20	1.40	1.60	1.80	2.00
0.20	0.01	0.02	0.03	0.03	0.04	0.05	0.06	0.07	0.08	0.08
0.40	0.03	0.07	0.10	0.13	0.17	0.20	0.24	0.27	0.30	0.34
0.60	0.06	0.12	0.18	0.24	0.29	0.35	0.41	0.47	0.53	0.59
0.80	0.08	0.15	0.23	0.30	0.38	0.45	0.53	0.60	0.68	0.76
1.00	0.10	0.20	0.30	0.40	0.50	0.60	0.71	0.81	0.91	1.01
1.20	0.13	0.25	0.38	0.50	0.63	0.76	0.88	1.01	1.13	1.26
1.40	0.14	0.29	0.43	0.57	0.71	0.86	1.00	1.14	1.29	1.43
1.60	0.17	0.34	0.50	0.67	0.84	1.01	1.18	1.34	1.51	1.68
1.80	0.19	0.39	0.58	0.77	0.97	1.16	1.35	1.55	1.74	1.93
2.00	0.21	0.42	0.63	0.84	1.05	1.26	1.47	1.68	1.89	2.10

Performance Data

Models: 1638SB, 1650SB & 1675SB
Pressure Drop

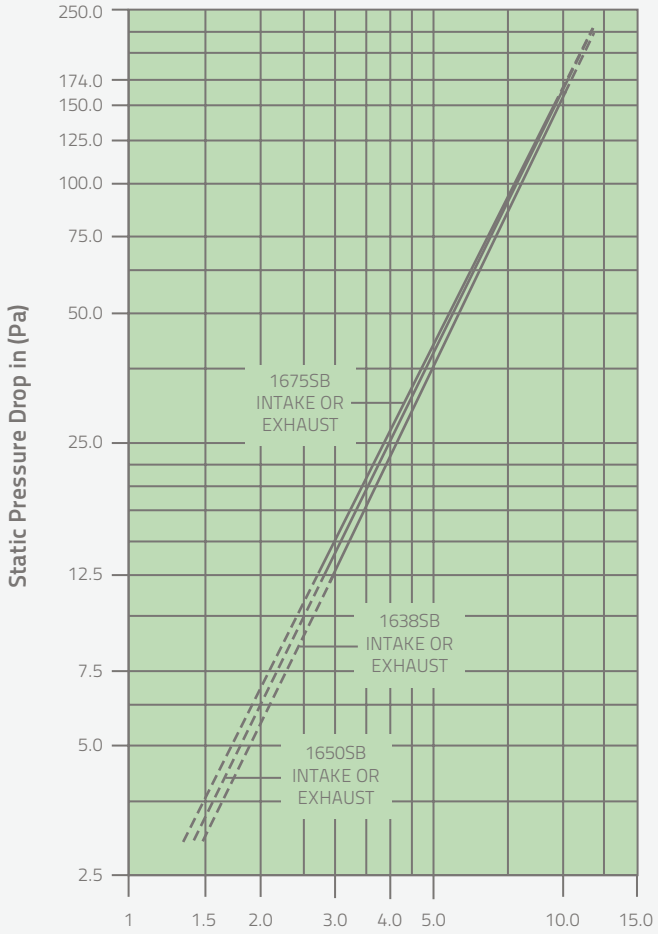

Face Velocity (m/s)
Louvre test size: 1220mm x 1220 mm.
Standard air density @ 1.20 kg/m3.

How To Specify or To Order

Extruded Aluminium Louvres ▪ Models 1638SB, 1650SB, 1675SB

1638SB - 1200 x 900 - FL - BSG - MI - CM - —

Model
- 1638SB
- 1650SB
- 1675SB

Nominal Width
mm

Nominal Height
mm

Frame
- Flanged (default) FL
- Recessed RE

Other Options
- None (default) —

Mullion Type
- Concealed (default) CM

Finish
- Mill Finish (default) MI
- Polyester Powder PP
- Special SPL

Screen
- Galvanised Bird Screen (default) BSG
- Aluminium Insect Screen ISA
- No Screen Required