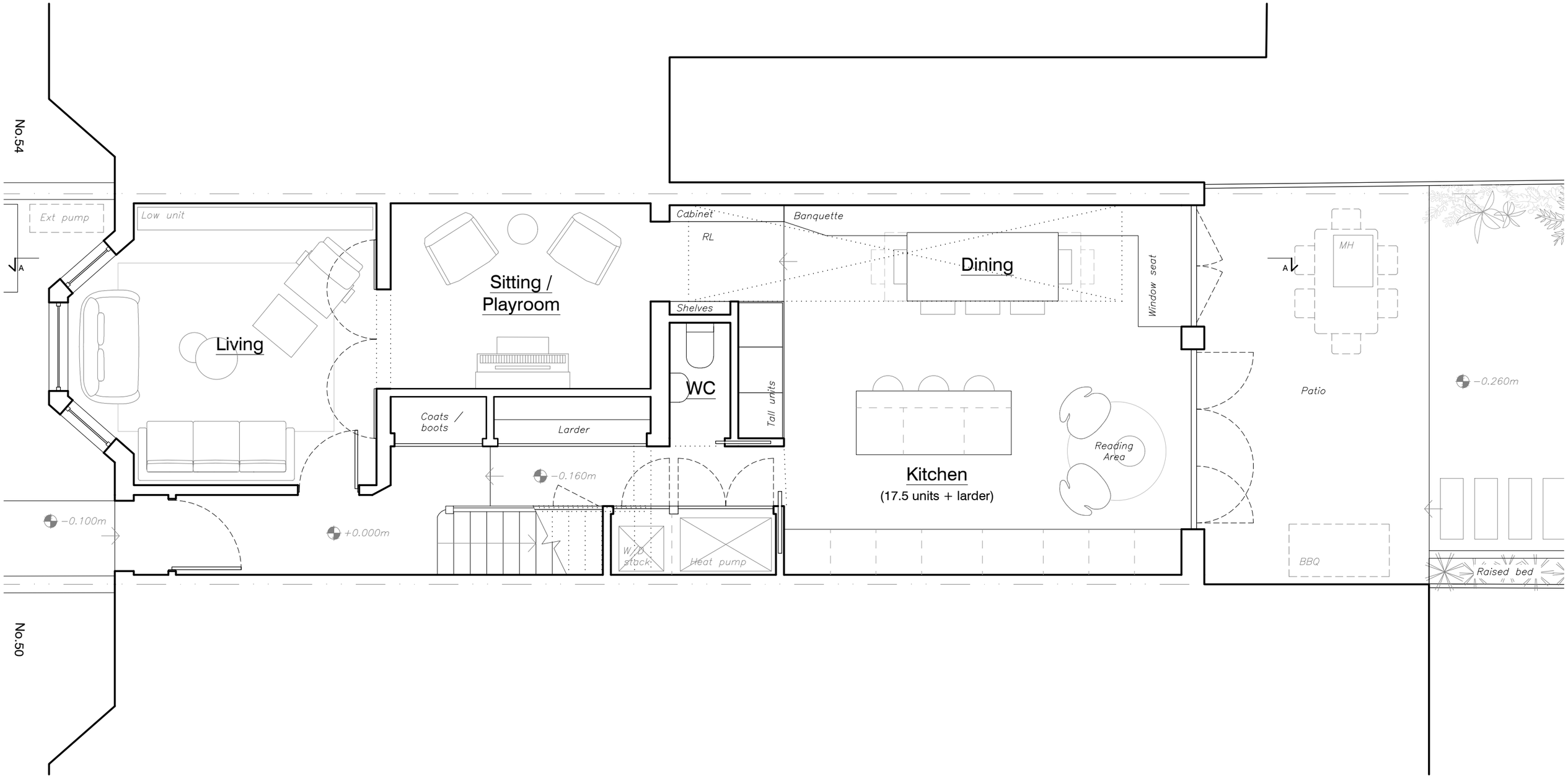

0 1 2m

CURTAZ | STUDIO 13 Kirkstall Avenue London N17 6PH W. curtazstudio.com T. 07966904469	2542 project no.	PL.200 dwg no.	52 Boundary Road, N22 6AD project	Proposed Ground Floor Plan drawing title	revision dwg status	- 	drawn checked	MC 	12/25 date	north point	1:50 @A3 unless noted otherwise scale	All dimensions in mm u.n.o. Do not scale from drawing. All dimensions, levels, and conditions to be checked/confirmed by the contractor prior to construction. Any discrepancies to be reported to the architect. To be read in conjunction with the specification and all other drawings. notes

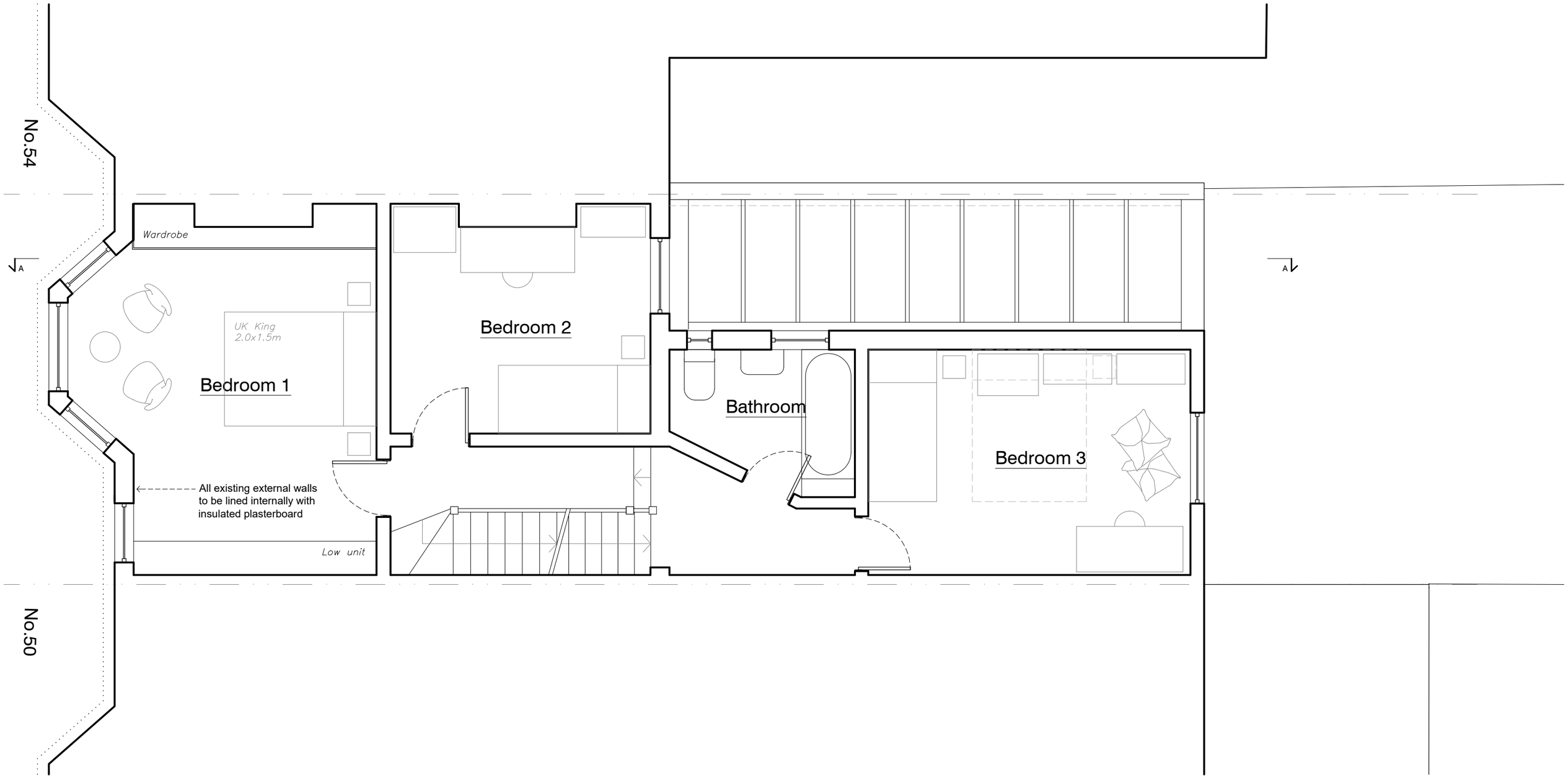

0 1 2m

CURTAZ	STUDIO 13 Kirkstall Avenue London N17 6PH W. curtazstudio.com T. 07966904469	2542 project no.	PL.201 dwg no.	52 Boundary Road, N22 6AD project	Proposed First Floor Plan drawing title	revision dwg status	- 	drawn checked	MC 	12/25 date	north point

scale: 1:50 @A3 unless noted otherwise

notes: All dimensions in mm u.n.o. Do not scale from drawing. All dimensions, levels, and conditions to be checked/confirmed by the contractor prior to construction. Any discrepancies to be reported to the architect. To be read in conjunction with the specification and all other drawings.

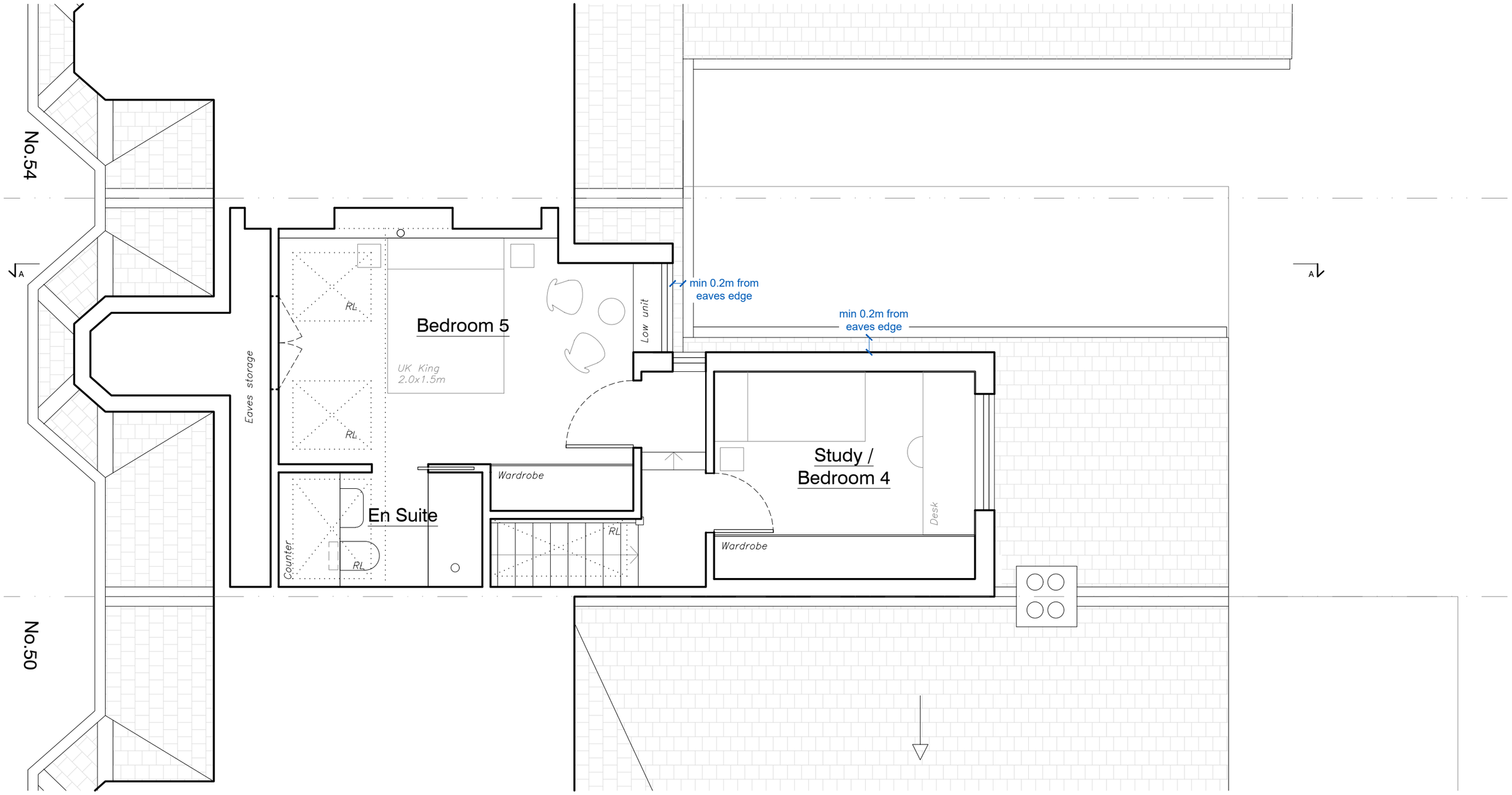

0 1 2m

CURTAZ | STUDIO 13 Kirkstall Avenue London N17 6PH W. curtazstudio.com T. 07966904469	2542 project no.	PL.202 dwg no.	52 Boundary Road, N22 6AD project	Proposed Second Floor Plan drawing title	revision dwg status	- 	drawn checked	MC 	12/25 date	north point	1:50 @A3 unless noted otherwise scale	All dimensions in mm u.n.o. Do not scale from drawing. All dimensions, levels, and conditions to be checked/confirmed by the contractor prior to construction. Any discrepancies to be reported to the architect. To be read in conjunction with the specification and all other drawings. notes

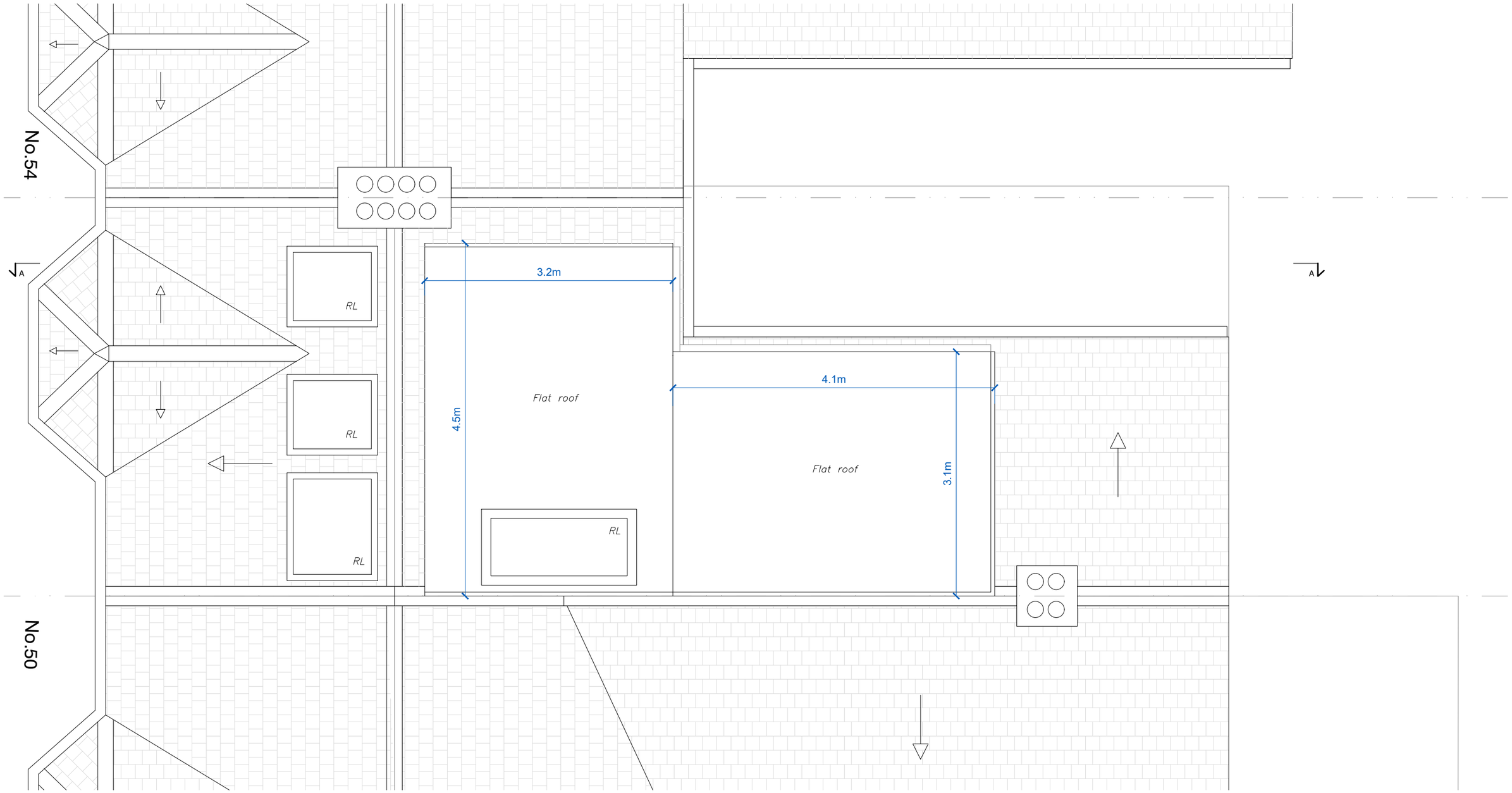

0 1 2m

CURTAZ	STUDIO 13 Kirkstall Avenue London N17 6PH W. curtazstudio.com T. 07966904469	2542 project no.	PL.203 dwg no.	52 Boundary Road, N22 6AD project	Proposed Roof Plan drawing title	revision dwg status	- 	drawn checked	MC 	12/25 date	north point

1:50 @A3 unless noted otherwise	scale	All dimensions in mm u.n.o. Do not scale from drawing. All dimensions, levels, and conditions to be checked/confirmed by the contractor prior to construction. Any discrepancies to be reported to the architect. To be read in conjunction with the specification and all other drawings. notes

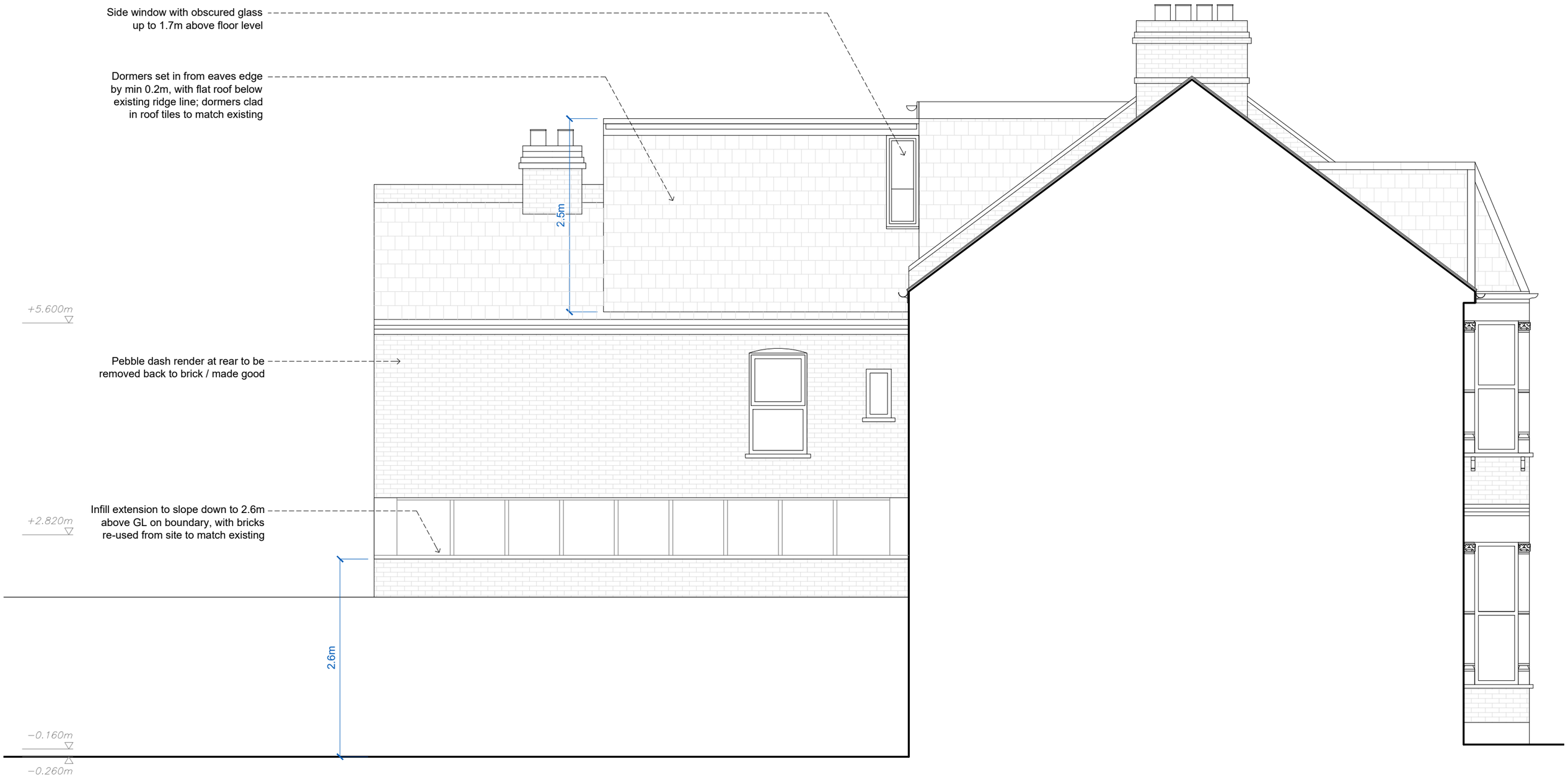

0 1 2m

CURTAZ | STUDIO 13 Kirkstall Avenue London N17 6PH W. curtazstudio.com T. 07966904469	2542 project no.	PL.220 dwg no.	52 Boundary Road, N22 6AD project	Proposed Side Elevation (from No.54) drawing title	revision dwg status	- 	drawn checked	MC 	12/25 date	north point	1:50 @A3 unless noted otherwise scale	All dimensions in mm u.n.o. Do not scale from drawing. All dimensions, levels, and conditions to be checked/confirmed by the contractor prior to construction. Any discrepancies to be reported to the architect. To be read in conjunction with the specification and all other drawings. notes

Volumetric Calculation

Main Dormer:
1/2 (2.4 x 3.2) x 4.5 = 17.28 m³

Outrigger Dormer:
1/2 (1.0 + 2.5) x 3.1 x 4.1 = 22.24 m³

Total:
39.52 m³

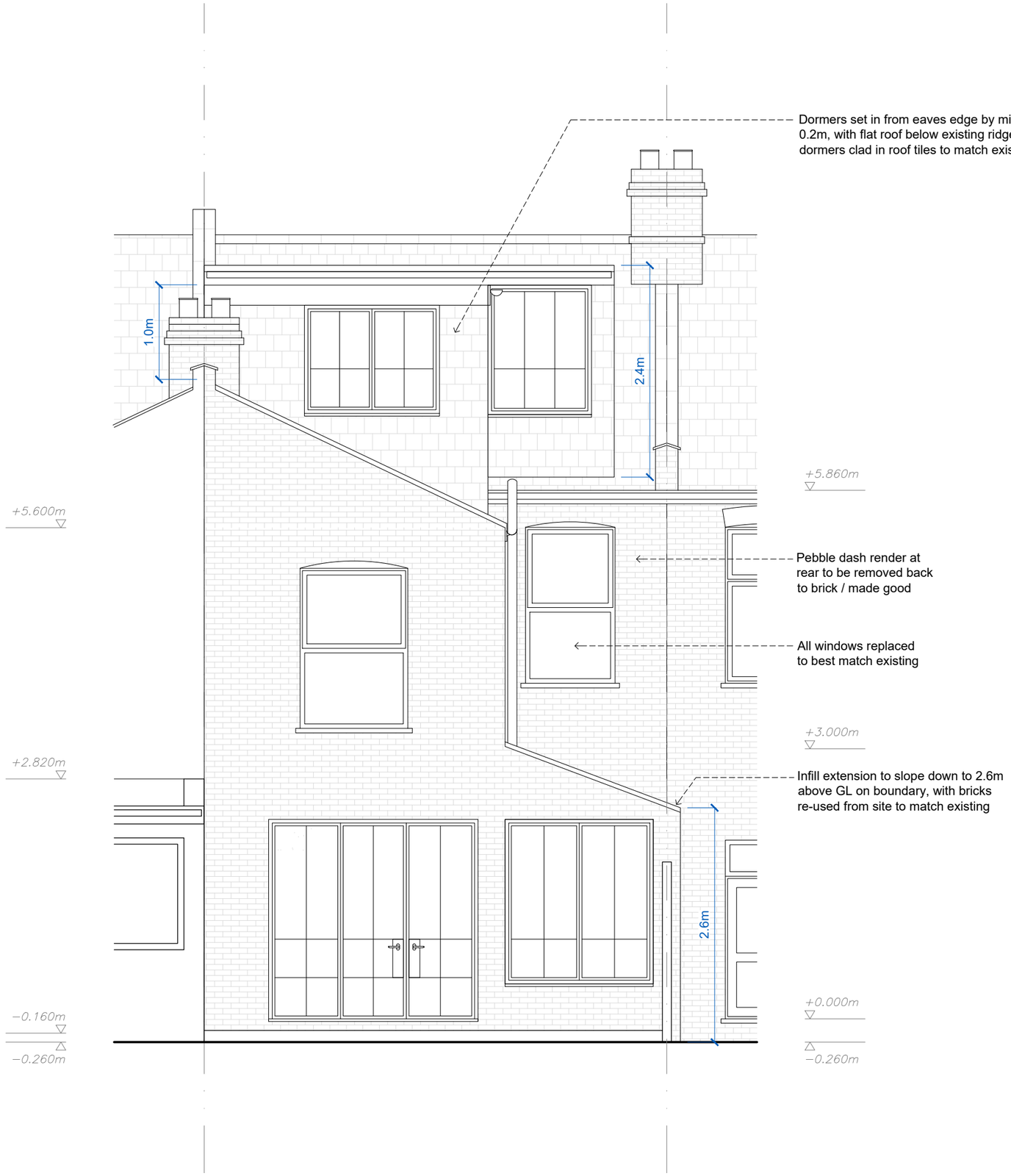

0 1 2m

CURTAZ	STUDIO 13 Kirkstall Avenue London N17 6PH W. curtazstudio.com T. 07966904469	2542 project no.	PL.221 dwg no.	52 Boundary Road, N22 6AD project	Proposed Rear Elevation drawing title	revision dwg status	- 	drawn checked	MC 	12/25 date	north point
1:50 @A3 unless noted otherwise scale	All dimensions in mm u.n.o. Do not scale from drawing. All dimensions, levels, and conditions to be checked/confirmed by the contractor prior to construction. Any discrepancies to be reported to the architect. To be read in conjunction with the specification and all other drawings. notes										

0 1 2m

CURTAZ	STUDIO 13 Kirkstall Avenue London N17 6PH W. curtazstudio.com T. 07966904469	2542 project no.	PL.222 dwg no.	52 Boundary Road, N22 6AD project	Proposed Front Elevation drawing title	revision dwg status	- 	drawn checked	MC 	12/25 date	north point

1:50 @A3 unless noted otherwise	scale
All dimensions in mm u.n.o. Do not scale from drawing. All dimensions, levels, and conditions to be checked/confirmed by the contractor prior to construction. Any discrepancies to be reported to the architect. To be read in conjunction with the specification and all other drawings.	notes