1 North Elevation 1:100

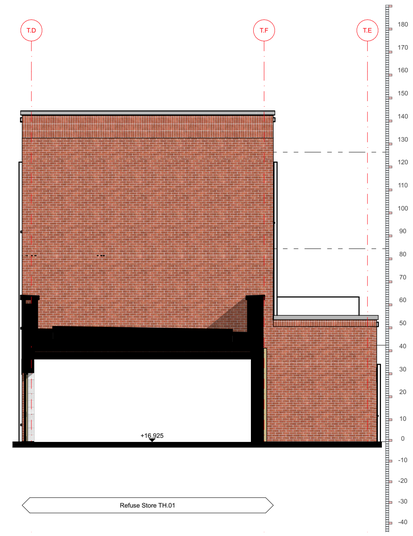

5 West Elevation 1:100

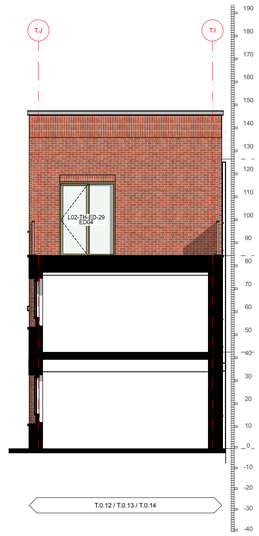

6 West Elevation 1:100

2 North Elevation 1:100

3 North Elevation 1:100

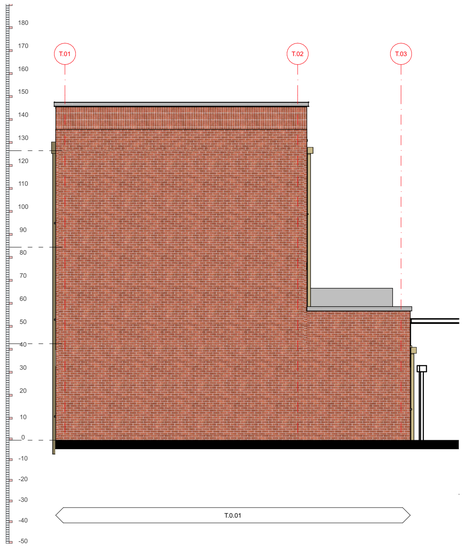

4 West Elevation 1:100

PRELIMINARY

CLIENT

formation Design & Build Ltd

DIMENSION AT ORIGINAL SHEET SIZE
Contractors must check all dimensions on site. Only figured dimensions are to be worked from. Discrepancies must be reported to the Architect before proceeding.© This drawing is Copyright

0 1m 5m 10m

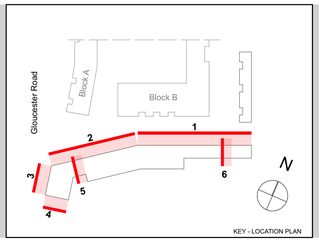

KEY - LOCATION PLAN

	REVISION	DR'N CU/LU	CH'KD CH	DATE
P01	Initial Issue			19/12/2025
P02	Window & door IDs added,RAL color amended,RWPs and Overflows added,Brick Colour Added	LU	CH	25/02/2026

NOTES
GENERAL
(CONTRACTORS): SUB-CONTRACTORS AND MANUFACTURERS TO ENSURE THAT ALL MATERIALS AND COMPONENTS ARE SUITABLE FOR THEIR INTENDED PURPOSE AND FOR USE IN CONSTRUCTION WORK TO BE CARRIED OUT IN ACCORDANCE WITH ALL RELEVANT CURRENT BRITISH STANDARDS, CODES OF PRACTICE, AND MANUFACTURERS' INSTRUCTIONS.
WHERE AN ITEM IS COVERED BY DRAWINGS TO DIFFERENT SCALES THE LARGER SCALE DRAWING IS TO BE WORKED TO.

DO NOT SCALE DRAWING.

ALL DETAILS SUBJECT to FIRE ENGINEER's ADVICE & NHBC AGREEMENT

CDM REGULATIONS
DRAWINGS/SPECIFICATION TO BE READ IN CONJUNCTION WITH DESIGNER's HAZARD & ENVIRONMENTAL ASSESSMENT RECORD
ROOF LIGHT/WINDOW
WINDOW INSTALLATION/CLEANING / MAINTENANCE STRATEGY: DESIGN AND INSTALLATION TO BE TO THE COMPLETE SATISFACTION OF THE CDM CO-ORDINATOR.
CONTRACTORS TO ENSURE THAT ALL INSTALLATION/MAINTENANCE WORK CONTRACTORS WHO ARE TO INCLUDE ACCESSIBILITY/FALL PROTECTION & STRATEGY.
WORKING AT HEIGHT OVER PROJECTING BAYS AND VARIOUS DESIGN FEATURES - OBTAIN DETAILED METHOD STATEMENTS FROM MAINTENANCE CONTRACTORS, ENSURE ALL ARE ADEQUATE.
DANGER OF FALLING DURING THE CLEANING & MAINTENANCE OF ROOF LIGHTS / ROOFTOP EQUIPMENT, etc - OBTAIN DETAILED METHOD STATEMENT FROM MAINTENANCE/CLEANING CONTRACTORS AND DETAILED CDM PRAMTION FROM WINDOW SUPPLIER.
DANGER WHILST MANOEUVRING LARGE OBJECTS - OBTAIN DETAILED METHOD STATEMENT FROM CONTRACTOR, ENSURE ALL ARE ADEQUATE.
DANGER TO PUBLIC AND SITE OPERATIVES DURING ACCESS AND EGRESS, WHEN LOADING AND UNLOADING MATERIALS, FROM WORKS CARRIED OUT ADJACENT TO PUBLIC AREAS, DURING THE CARRYING OUT OF ANY MAINTENANCE OR REPAIR WORKS, REPAINTING WORK AREAS FROM PUBLIC AREAS, PROVIDING CLEAR NOTICES, HOARDING, PROTECTION, AND SEGREGATION AS REQUIRED. LIASE WITH PUBLIC AUTHORITIES AND ADJACENT PROPERTY OWNERS.
RISK OF INJURY TO PERSONS HAVING GAINED UNAUTHORISED ACCESS TO MAINTENANCE WORKS - ENSURE HOARDING FULLY PROTECTS WORKS. CONTROL ACCESS TO WORK AREAS. ENSURE ALL ACCESS GATES, STORE ALL MATERIALS AND PLANT WITHIN DESIGNATED SECURE AREAS.
EXTERNAL FIRE ESCAPE ROUTE - PROVIDE & MAINTAIN ADEQUATE ESCAPE ROUTES FOR RESIDENTS & OPERATIVES, WHICH DOES NOT COMPROMISE HSU FIRE STRATEGY. LIASE WITH FIRE ENGINEER.
RISK OF INJURY TO VISUALLY/AUDIBLY IMPAIRED PERSONS - THE PROVISION OF AUDIBLE WARNING SIGNALS & PROMINENT/TACTILE SIGNAGE TO BE CONSIDERED.

MATERIALS KEY

	FACING BRICKWORK - STRETCHER BOND	GD	GLAZED ENTRANCE DOOR		AIRBRICK - EXHAUST VENT
	BED JOINT REINFORCEMENT	PD	PAINTED WOODEN DOOR		AIRBRICK - INLET VENT
RB	RECESSED BRICKWORK	LM	LOUVRED METAL DOOR/WINDOW	MJ	MOVEMENT JOINT
MP	METAL CANOPY WITH SIGNAGE	MP	METAL PANEL		FIRE CAVITY BARRIER
FC	FIXED CLEAR GLASS WINDOW	RW	RAINWATER PIPEWORK		SHELF ANGLE
FT	FIXED TRANSLUCENT GLASS WINDOW	MC	METAL PARAPET COPING		LINTELS
OC	OPENING CLEAR GLASS WINDOW	BD	BRICKWORK DECORATION	Type 3	BALCONY REFERENCE
OGW	OPENING CLEAR GLASS WINDOW/DOOR		OPAQUE GLAZING	MD	METAL DOOR
				OVFL	ROOF OVERFLOW

DRAWING INDEX Note: All A&Q drawings start with TAN-AQP- prefix

DR - AR - 01xx - Site and Location Plans	**DR - AR - 25xx** - Internal Walls Brickwork / Blockwork
DR - AR - 02xx - General Arrangement Plans	**DR - AR - 27xx** - Roofs
DR - AR - 03xx - Setting Out Plans	**DR - AR - 275x** - Podium Details
DR - AR - 04xx - General Arrangement & Setting Out Elevations	**DR - AR - 29xx** - Balconies, terraces, loggias
DR - AR - 05xx - General Arrangement & Setting Out Sections	**DR - AR - 34xx** - BWC, Beam, upstands and downstands Setting Out
DR - AR - 06xx - Architectural Cores	**DR - AR - 40xx** - Floor Finishes Plans
DR - AR - 07xx - Flat Layouts	**DR - AR - 41xx** - Curtain Wallin
DR - AR - 08xx - Area Strategy	**DR - AR - 42xx** - Ceilings
DR - AR - 09xx - Access and Maintenance Strategy	**DR - AR - 62xx** - Reflected Ceiling Plans
DR - AR - 19xx - 3D Views	**DR - AR - 75xx** - Fixtures & Furniture (Positbox, Cycle Store & Bin Store Layouts.)
DR - AR - 19xx - Internal Doors	**DR - AR - 73xx** - Strategy Plans - Wayfinding
DR - AR - 21xx - External Walls	**DR - AR - 76xx** - Sanitary Fittings / Bathroom Drawings
DR - AR - 22xx - Internal Walls/ Partitions/ Dry-lining	**SH - AR - 35xx** - Areas / Accommodation Schedule
DR - AR - 23xx - Floor types, Lift Threshold Details	**SH - AR - 36xx** - External Door & Window, External Window, Communal/Louvre, Apartment Door, Brick Specials, Privacy Screen, Materials, Canopy, Balconies
DR - AR - 24xx - Staircase/Balustrade Details	

NOTE:
Brickwork textures shown on elevations are **indicative only**.

Refer to Brickwork Setting Out Plans for further information (03XX series). Please also refer to brick specials schedule SH-AR-365X and floor plan details series 2125 / 2150

REFERENCING

EW 01	EXTERNAL WALL DETAIL Dwg no. TAN-AQP-ZZ-ZZ-DR-AR-210x	IW 01	INTERNAL WALL DETAIL Dwg no. TAN-AQP-ZZ-ZZ-DR-AR-220x
WD 01	WINDOW / DOOR DETAIL Dwg no. TAN-AQP-ZZ-ZZ-DR-AR-215x	GD 01	GENERAL DETAIL Dwg no. TAN-AQP-ZZ-ZZ-DR-AR-2xxx
PW 01	PARTY WALL DETAIL Dwg no. TAN-AQP-ZZ-ZZ-DR-AR-230x	BD 01	BALCONY DETAIL Dwg no. TAN-AQP-ZZ-ZZ-DR-AR-367x

FOR SETTING OUT DIMENSIONS PLEASE REFER TO DRAWINGS NO. **TAN-AQP-ZZ-ZZ-DR-AR-01XX SERIES**

COORDINATION - Refer to M&E consultants drawings for specification, location and number of services. To be read in conjunction with Structural Engineer's. Main contractor to seek installation advice from supplier before construction starts. Refer to Structural Engineer's setting out for columns and shear walls.

BRICK AND MORTAR COLOURS (ALL TBC)

RED BRICK - TOWN HOUSES
Old Saxon Blend and Flemish Antique Brick (TBC - SEE SITE SAMPLE PANELS)

RAL COLOURS

RAL 1014 Ivory

MVHR KEY:

Double Air Brick
IN
OUT

MVHR location In Abeyance

REFER TO MATERIAL SPECIFICATION DOCUMENT FOR BRICK / MORTAR TYPE

A&Q PARTNERSHIP

A & Q PARTNERSHIP (LONDON) LTD
2-4 Hoxton Square, The Lux Building, London, N1 6NU
Tel: 0207 613 2244 Email:london@aqp.co.uk

ARCHITECTURE DESIGN MASTERPLANNING INTERIORS

PROJECT
Tangmere

PROJECT No.25.055

DRAWING
E01 TH North & West Elevations

SCALE 1:100 @ A1

DATE 25/02/2026

DRAWING No.

REVISION

TAN-AQP-TH-ZZ-DR-AR-0410

DRAWN BY LU

P02

File location:BIMcloud : aqp - BIMcloud Software as a Service/25.055 Tangmere/20250903 Tangmere