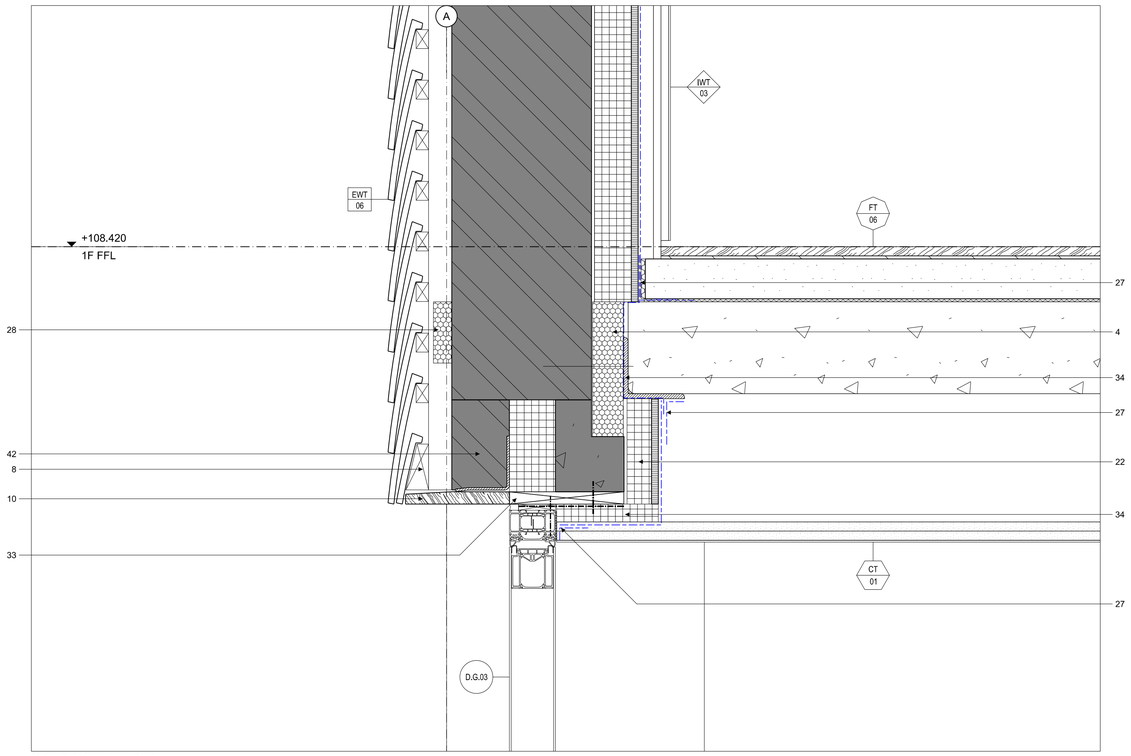

03 Section Detail
1:5 @ A1

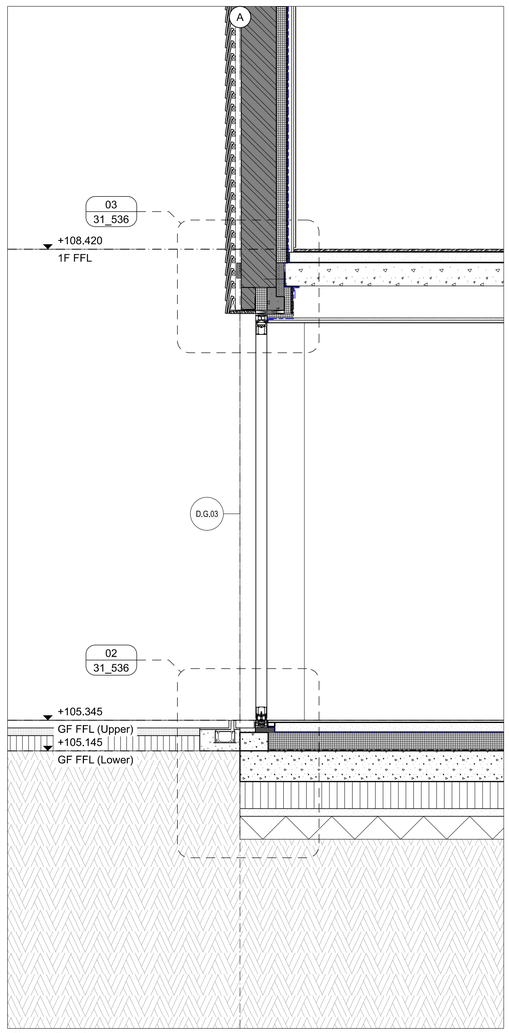

01 Section
1:20 @ A1

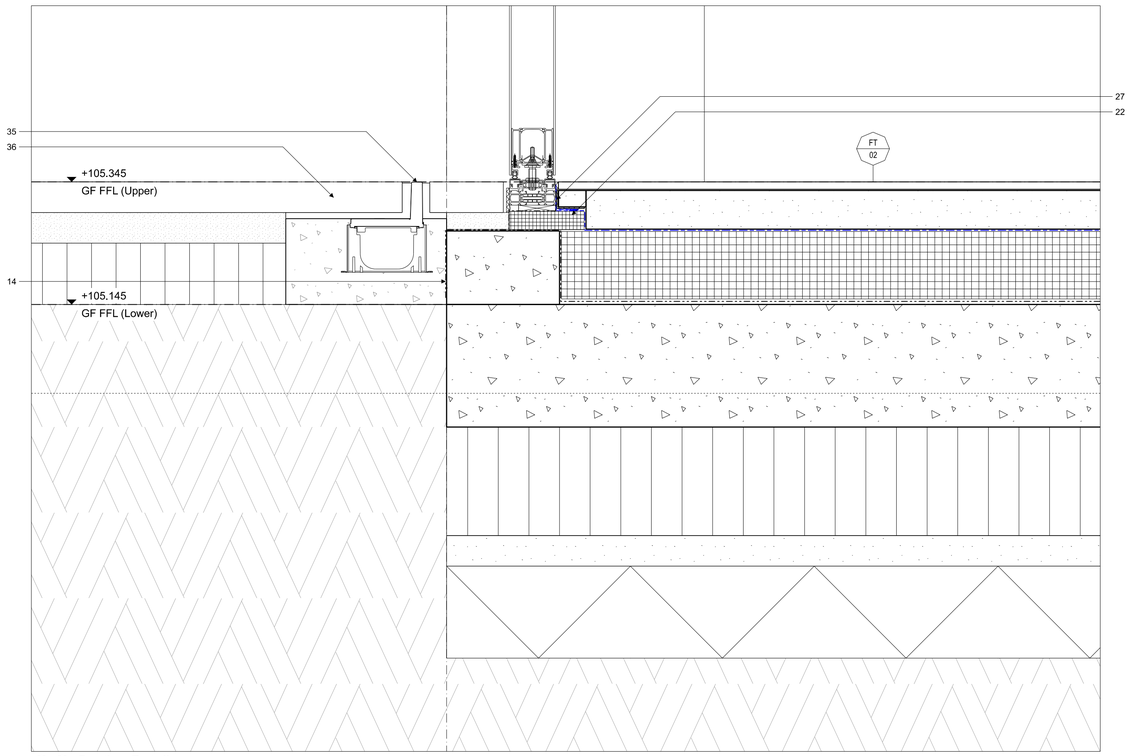

02 Section Detail
1:5 @ A1

GENERAL NOTES:

- For notes on Contractor Designed Portions (CDP) of the works, refer the notes above and on C&C's CDP Schedule, C&C's Specification and the Contract Preliminaries.
- This drawing is to be read in conjunction with all other relevant C&C information including other Drawings, Specifications and Schedules and all other relevant information by other consultants.
- Structure: Refer the Structural Engineer's drawing's, specification and schedules for details of all structural works and elements. Structural elements shown/described on C&C's documentation are indicative only.
- Services: The design of all elements of the Services Installation is CDP element of the works. Refer the MEP Performance Specification drawings for the required design intent. For below ground drainage information, refer the Structural Engineer information.
- All flooring elements, finishes and substrates to be installed to strict accordance with the manufacturer's written recommendations and/or the specialist subcontractor for this element of the works' approved detailed design.

NOTES:

1. External door/ window/ rooflight/ glazing, refer to schedule
2. Repairing/ renovating/ conserving masonry as C41/-
3. Facing brickwork as F10/110
4. Cavity closers for openings in masonry cavity wall as F30/183
5. Thermal isolation block as F30/186
6. Wall ties/ components as F30/213
7. Polypropylene damp-proof courses and cavity trays as F30/330
8. Softwood framing and battens as G20/270
9. Non-structural plywood as G20/311
10. Timber fascias/ barges/ soffits/ trims as G20/950
11. Lead flashings as H71/470
12. Vertical timber rainscreen cladding as H92/120
13. Horizontal timber rainscreen cladding as H92/125
14. Cementitious waterproof coating system as J10/112
15. Single layer sheet warm roof coverings as J42/111
16. Solar shading system as L10/680
17. Consistent secondary structure to support solar shading system to structural engineer's details
18. Intermittent secondary structure to support solar shading system to structural engineer's details
19. Glass balustrade and guarding systems as L30/565
20. Render below DPC as M20/167
21. Woodfibre reveal boards as P10/214
22. Insulation continuity as P10/255
23. Thermal breaks as P10/280
24. Air and vapour control layer as P10/310
25. Airtight diffusion open vapour barrier as P10/315
26. Breather membrane as P10/322
27. Air-tightness adhesive sealant tape as P10/325
28. Flexible cavity barriers as P10/410
29. Metal trims/ profiles as P20/155
30. Metal drylining plaster-in profiles as P20/156
31. Proprietary plastered-in metal profiles as P20/175
32. Pedestal supported paving slab system as Q25/127
33. Packing as Z20/325
34. Refer to structural engineers information, fire proofing (encasement or intumescent paint) to steel is a CDP design intent shown only, refer also C&C FS Series for design intent
35. Refer to civil engineer's information
36. Refer to landscaping designer's information/ 90 series drawings
37. Continue breather membrane into opening
38. Breather membrane to return around existing fabric, sealed to cavity closer or existing fabric in solid construction
39. Maintain airtightness continuity around internal partitions
40. Align finishes in staircase void to ground floor finishes below
41. Shading/ blinds, refer to schedule
42. Assumed line of lintel, position TBC on site, allow for new lintel
43. Cementitious plinth board as K10/427
44. Below DPC insulation to outside face of blockwork as P10/217
45. Waterproofing/ sealing to glazing supplier's details
46. Zinc concealed gutter as H74/210, allow for timber support structure to all gutters
47. Timber cill, refer 70 series information
48. Upstand in accordance with rooflight manufacturer's details
49. Refer to 32 series information

- This drawing/document is copyright and owned by Cousins & Cousins Ltd, and for use on the site named on this drawing/document only. No implied license exists.
- This drawing/document must be read in conjunction with the notes accessed via the following web address, all of with apply to this drawing:
https://www.cousinsandcousins.com/drawing-notes

NOTES:

LEGEND:

Existing building fabric retained

Primary airtightness line

Rev	Date	Reason For Issue	Rev'd	Appr'd
P1	01/05/26	Issued for Conditions Discharge	MD	JR
T1	13/03/26	Issued for Tender	TG	AM

Project
5 View Close
N6 4DD

Client
Private

Title
External Openings North
Section Details Sheet 06 D.G.03

Status
PLANNING

Project Number	Date	Scale @ ISO A1
24006	01/05/26	1:20 & 1:5

Drawing Number
31_536

Revision	Suitability	Drawn By	Appr'd By	Data Classification
P1	N/A	TG	JR	CC

cousins
cousins

Cousins & Cousins Ltd.
Bedford House
125-133 Camden High Street
London
NW1 7JR

Company Reg. No.: 82138510

info@cousinsandcousins.com
www.cousinsandcousins.com