

Green Roofers® | Habitat Pack

Biodiversity on an extensive green roof can be enhanced by providing a wider diversity of habit for differing plants and insects. Introduction of variations to the surface, such as open gravel areas, rock mounds, and sand piles, supplemented with boulders and logs, will create habitats to encourage a greater range of species. Plants with varying seed heads, while also the potential for a wider range of plant species development.

Description

The GR's Habitat Pack is a range of materials suitable for creating wildlife habitats on living roof. Predominantly recycled materials, it is supplied as an 810 mm long rope that can be easily cut to any size or shape. Habitat materials are chosen to provide shelter, basking, nesting and foraging areas using rocks, logs and wood, to attract and support a range of invertebrates and the birds that feed on them, thereby increasing Biodiversity at roof level. The Habitat Pack is designed to be used as a key component to help meet Biodiversity Action Plan and BREEAM requirements for species diversity. Habitats can be created with additional materials, insect hotels and other homes for birds, bats, bees and other invertebrates based on species specific requirements.

Composition

Rocks:
Description: Stones/Rocks/boulders of 70 - 100 mm diameter. Quantity: 10 / 16 per pack (2 / 3 habitats/1m2 area)

Logs:
Description: Seasoned hardwood logs from responsibly felled ash, oak, beech and sycamore. Fully seasoned for over 12 months.
Size: Approximately 70 - 200 mm diameter x 1-3m long. 1 x logs per pile (2 habitats/per pack) 3 habitat/10m2 area

Sand:
Description: Sharp sand, natural colour building aggregate. Size: 0.5to 2.5 kg inch/ per pack. (2 habitats/per pack) 1 habitat/10m2 area


Biodiverse habitats should be integrated with substrate, site specific planting and contoured surface finishes.
Care should be taken for habitat maintenance. To avoid disturbance, allow the materials to weather/ decompose naturally and clear adjacent vegetation from direct sunlight to reach exposed surfaces.
Delivery
Habitat materials are delivered in a 1.25 cubic metre JBC bulk bag on a pallet.

Store Pile Set On Green Roof Area



Log Pile Set On Green Roof Area






GR | Product Data Sheet

Green Roofers®
20/40mm PEBBLES

Our roofing shingle is a clean natural material with a good visual impact, power-screened to industry standard. This is an alternative size for most ballasted flat roofs with a higher wind-load. Easy to spread, the material provides good insulation and drainage and is ideal to walk on during roof inspections.

Product can be supplied in 25kg, 40kg and one tonne bulk bags.



NFRC Member Company | gro

Green Roofers Ltd.
64 Victoria Road, Horley, Surrey, RH6 7PZ
t: 0207 754 0345
www.greenroofers.co.uk



GR | Product Data Sheet

Green Roofers®
WILDFLOWER SEED MIX

Latin Names	Common Name
Agrimony eupatoria	(agrimony)
Anthyllis vulneria	(Kidney vetch)
Borago officinalis	(Borage)
Centaurea cyanus	(Cornflower Knapweed)
Centaurea scabiosa	(Greater Knapweed)
Digitalis purpurea	(Wild Foxglove)
Echium vulgare	(Viper's bugloss)
Knautia arvensis	(Field Scabious)
Leucanthemum vulgare	(Purple loosestrife)
Lythrum salicaria	(Purple loosestrife)
Leucanthemum vulgare	(Ox-eye daisy)
Lotus corniculatus	(Bird's-foot trefoil)
Lotus corniculatus	(Bird's-foot trefoil)
Malva moschata	(musk Mallow)
Papaver rhoeas	(Common poppy)
Scabiosa columbaria	(Small scabious)
Silene dioica	(Red campion)
Trifolium repens	(White clover)
Origanum vulgare	(Wild marjoram)
Onobrychis viciifolia	(Sainfoin)
Salvia verbenaca	(Wild Clary)
Silene vulgaris	(Bladder)
Rhinanthus minor	(Yellow Rattle)
Agrostemma githago	(Corn Cockle)
Centaurea cyanus	(Cornflower)
Ranunculus fullonum	(Meadow buttercup)
Silene latifolia alba	(Thonet's Bane)
Cynosurus cristatus	(Crested Dogtail)
Festuca ovina	(Sheeps Fescue)
Festuca rubra	(Slender creeping Fescue)
Poa pratensis	(Smooth stalked meadow)



Bright and beautiful British native wildflowers, formulated to provide maximum food source for bees and butterflies, whilst creating a visually attractive meadow. The mix contains annuals which will continue to germinate and provide the colour and a nectar source to feeding insects.

A percentage of typically ≤80%) of the mix are grass species which helps to establish and stabilise the substrate
Mix: 10 Wildflower species,7 Annuals, 4 Grass Species

NFRC Member Company | gro

Green Roofers Ltd.
64 Victoria Road, Horley, Surrey, RH6 7PZ
t: 0207 754 0345
www.greenroofers.co.uk



GR | Product Data Sheet

Green Roofers®
GRBioD LIGHTWEIGHT BIODIVERSE SUBSTRATE

A free draining, low nutrient growing medium, mixed with a blend of water retaining aggregates and Lava Rock. All materials in the mixture are from 100% recycled materials, which is consistant to BS8616:2019 and conforms in line with the requirements set out in The GRO Green Roof Code and FLL.

Packaging:

Supplied in Bulk Bags certified for multi-lifting, or 25kg pallets shrink-wrapped on recycled 4-way pallets.

Product is bagged specifically for projects to ensure material is kept dry and free from growth or detritus.

A safety certificate for the bulk bags can be issued to client, contractor or site.

Technical Properties

Loose Bulk Density	910kg/m3
Saturated Weight	1250kg/m3
pH range	6.0 - 8.0
Max Water Capacity	45 up to 55% Volume
Organic Matter (% weight)	Less than 20%

MATERIAL CONTENT

Consists of a mixture of Lava Rock, Expanded Clay, Clean Coarse Sand and organic peat free compost.

NFRC Member Company | gro

Green Roofers Ltd.
64 Victoria Road, Horley, Surrey, RH6 7PZ
t: 0207 754 0345
www.greenroofers.co.uk



GRD40 | Product Data Sheet

Green Roofers®
GRD40

Made from deep-draw recycled HDPE with water reservoir function, classed system on the underside for drainage, and with diffusion and drainage holes. For use with extensive and simple intensive green roofs, with a multi-layer construction. Suitable for use on inverted roofs.

Material	Recycled Hdpe
Nominal Thickness	Approx. 40 Mm
Grammage	Approx. 3,300 G/M.
Colour	Black/Grey
Max. Compressive Strength Unfilled	Approx. 144 Kn/M. (Din En Iso 25619-2) With 0.4 % Compression
Max. Compressive Strength Filled	Approx. 280 Kn/M. With 10 % Compression And 20 Mm Overriding
Water Discharge Capacity (Din En Iso 12958)	Measured At: I = 20 Kpa, Soil/Sheet. Mit. With A Fil 105 Filter Fleece On The Upper Side: I = 0.01 (= 1 % Roof Pitch): 1.40 L/(M*S) I = 0.05 (= 5 % Roof Pitch): 2.76 L/(M*S) I = 0.05 (=5 % Roof Pitch): 2.76 L/(M*S) I = 1 (Vertical): 16.64 L/(M*S)
Flammability	Construction Material Class E As Per Din En 13501-1 Certified In Accordance With Din En Iso 11925-2
Water Reservoir (Unfilled)	Small Hops Facing Up (Lettering Readable): Approx. 8.7 L/M.
Filling Volume	Small Hops Facing Up (Lettering Readable): Approx. 16.0 L/M.
Quantity/ Delivered Unit	1 M./Panel = 2.0 X 1.0 M 600 M./Disposable Pallet.
Delivery Form	600m. On Disposable Pallet 2.05 X 1.05m
Pack Size	Lynch 2.000 X 1.000 X 40 Mm



GR | Product Data Sheet

Green Roofers®
GR FILTER FLEECE - 150 GSM

THE SPECIFICS:

PRODUCT DESCRIPTION	
Appearance	White polypropylene Fleece

DETAILED PERFORMANCE		
Essential characteristics	Performance	Unit
Raw material	PP	
Colour	White	
Weight	150	g/m2
Thickness	0.80	mm
Size (supplied in rolls)	100m x 2m	m
Coverage	200	m2
Water Permeability/Flow Rate	65	L/m2/s
Tensile Strength	12	kN/m
Pure Size	70	UM
Resistance to perforation	2	kN

GR Filter Fleece is a filtration layer that prevents dirt and leaves from washing into the drainage and water storage layer

Directions of Application:

Loose lay over a GR Retention Box - 500 Light. Overlap adjacent rolls of GR Filter Fleece by a minimum 150mm and turn up at all abutments the minimum depth of the substrate or cobbles.

Green Roofers Ltd.
64 Victoria Road, Horley, Surrey, RH6 7PZ
t: 0207 754 0345
www.greenroofers.co.uk



GRAT | Product Data Sheet

Green Roofers®
GR ALUMINIUM TRIMS

Our Perforated edge trims are used to frame and contain the green roof buildup. The height of the trim is specific to substrate and drainage board depth on the green roof system. The ideal kite is detailed on the Green Roofers design.

The standard length is 2.5 metres, which has pre-punched and profiled backs of drainage slots and base retaining slots to allow attachment to all Membranes, Felts, Liquids and Asphalt.



Product Information:

CHARACTERISTICS	UNIT	DESCRIPTION
Material Thickness	mm	1.5mm Aluminium
Trim Height	mm	50, 80, 100, 120 or 150mm
Dimensions	mm	Trim Length x 2500mm
Width of Base	mm	80mm
Finish		Mill Finish Aluminium



NFRC Member Company | gro

Green Roofers Ltd.
64 Victoria Road, Horley, Surrey, RH6 7PZ
t: 0207 754 0345
www.greenroofers.co.uk



Green Roofers®
GR | BIO DIVERSE
MAINTENANCE PACKAGE

Carried out a minimum of 2 times per annum.

WILDFLOWER AREAS

- Autumn Cut - A cut between the end of August and late November removes the surplus growth and helps keep unwanted vegetation at bay to allow the wildflowers to persist. ALL cuttings must beremoved from the roof.
- Removal of all weeds, thistles, tree saplings and general unwanted vegetation.
- General inspection of wildflower health, repairing any damaged areas and also bolstering slow progressing areas with wildflower cuttings & seeds (4g/m2).
- Inspection of drainage outlets, gutters, cobble borders, inspection chambers (to ensure these are functioning correctly / removing any debris to avoid potential drainage issues.
- Applying Green Roofers' fertilizer 25g/m2 - Recommended once per year - Bed time for application Late April - Early September. (Daisy Steer) beloow.
- Ensuring a general tidy up, ensuring cobble borders are neatly aligned .
- Inspection of Green Roofers' aluminium trim to ensure all securely fixed in place.
- We will ensure the roof receives a thorough wash by our maintenance operative whilst carrying out the above activities, roof level tap (2 No) will need to be available above works, (Water outlet must be available within close proximity to roof level).

SEDUM BLANKET VEGETATION AREAS

- Removal of all weeds, thistles, tree saplings, grasses and general unwanted vegetation.
- General inspection of sedum health, repairing any damaged areas and also bolstering slow progressing areas using our sedum cuttings.
- Inspection of the roof drainage to ensure this is functioning correctly and removing any debris to avoid potential drainage issues.
- Applying Green Roofers' fertilizer to the sedum (if required).
- Giving the roof a soak, whilst we carry out the above works, cooler outlet must be available within close proximity to roof level).
- Removal of any deceased plants that have come to the end of their lifespans, this avoids suffocating any sedum underneath.
- Potential Autumn cut (if needed)

www.greenroofers.co.uk

GR | BIO DIVERSE MAINTENANCE

WILDFLOWER AREAS ONLY
GENERAL TIPS

GENERAL TIPS

- It is initially a good idea to leave the initial cuttings on the roof for a few days to allow the seedlings to reproduce but it is important you do collect the cuttings to reduce soil fertility.
- Mow or strim to be 5-7cm or dry high.
- Small areas can be cut with a hand shears or strimmer (though a strimmer has the tendency to chop up the material quite small, making it harder to remove with a rake). Larger areas are best tackled with a mower. Strimmer's are associated with creating damage to the roof membrane, therefore we do not recommend the use of strimmers. Mowers and strimmer only starts to mower blades tend to get clogged often used for soft material such as long grass, so are not suitable.
- Suitable areas of Wildflower will be left unshorn over the winter, which will provide seeds and invertebrates for black redstarts and other species to forage.
- Make sure all habitats on the site diverse roof

WATERING GUIDE : (Wildflower & Sedum)

Following on from the install, we would recommend you soak the roof once every 3 days for 10-12 weeks. This will help the vegetation to fully establish. For vegetation that is soaked more frequently if you're able too.

Once you're out of the establishments period we recommend that you do not lower the vegetation for any longer than 1 week/ without a soak. The more often you can water the vegetation the healthier it will be and better your roof will look all year round!

The above are guidelines, the vegetation will visibly show when under any distress from a lack of water in which time you must ensure it receives a soak as soon as possible.

AFTERCARE DONT'S!

Sedum and wildflowers are species that do amazingly well adapting to various different climates. but there are a few things you should never do to your green roof.

- Leaving the vegetation for extended dry periods without water, this kind of neglect will be detrimental to the health and longevity.
- Constant traffic on the vegetation - By all means it's okay to walk on for activities such as maintenance or inspection but any constant traffic for prolonged periods will damage the vegetation, if this is a road, putting down a ply board or similar to walk on will limit damages but may not prevent them completely, weve applies for heavy objects.
- Please also avoid any food being left on the roof and do not use any pesticides or chemicals.
- Unwanted vegetation removal should be done by hand or hand tools only.

www.greenroofers.co.uk

GR | BIO DIVERSE MAINTENANCE

WE ALSO OFFER:

- A detailed maintenance report following each visit, covering what our team have carried out,
- Strategic plans to combat any slow progression or damaged areas.
- Designated member of the Green Roofers team who will be contactable all year round.

T&C's

- Additional maintenance may be required depending on the type of Green Roof system installed.
- Please be aware that we will not accept the responsibility of any green roof that is not maintained by Green Roofers Ltd.
- Green Roofers Ltd are not responsible for the watering of the green roof or any damage caused by others.

gro

Green Roofers Ltd.
64 Victoria Road, Horley, Surrey, RH6 7PZ
t: 0207 754 0345
www.greenroofers.co.uk

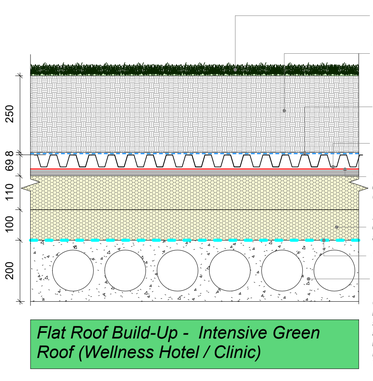
GR | BIO DIVERSE MAINTENANCE SCHEDULE

LANDSCAPE MAINTENANCE AND MANAGEMENT SCHEDULE

OPERATION	FREQUENCY	YEAR 1 J	F	M	A	M	J	J	A	S	O	N	D	YEAR 2	YEAR 3	YEAR 4	YEAR 5
GENERAL																	
Management Plan Review	Every 5 years												X				
BIODIVERSE GREEN ROOF AREAS																	
Fertiliser	1 x year				X									X	X	X	X
Control Plant Encroachment	Every 2-4 months				X		X		X		X			X	X	X	X
Litter Collection	Every 2-4 months				X		X		X		X			X	X	X	X
Cutting	1 x year								X					X	X	X	X
Weeding	2 x year				X				X					X	X	X	X
Watering	During establishment & dry periods				X	X	X	X	X					X	X	X	X
ECOLOGICAL ELEMENTS																	
Check Integrity	2 x year				X						X			X	X	X	X

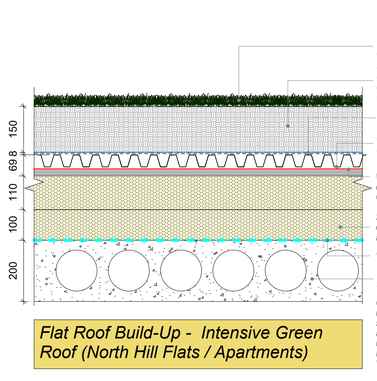
gro

Green Roofers Ltd.
64 Victoria Road, Horley, Surrey, RH6 7PZ
t: 0207 754 0345
www.greenroofers.co.uk



Flat Roof Build-Up - Intensive Green Roof (Wellness Hotel / Clinic)

Green roof build up based on Sika Intensive Green roof Build-up. Contractor to advise if alternative system is to be used). All layers to be laid in accordance with roof suppliers specification and installation instructions. Insulation thickness to be determined by required U-Value figure stated within BRUKL report.



Flat Roof Build-Up - Intensive Green Roof (North Hill Flats / Apartments)

Green roof build up based on Sika Intensive Green roof Build-up. Contractor to advise if alternative system is to be used). All layers to be laid in accordance with roof suppliers specification and installation instructions. Insulation thickness to be determined by required U-Value figure stated within BRUKL report.

Master Site Plan - Green Roof Types

1 : 250

KEY:

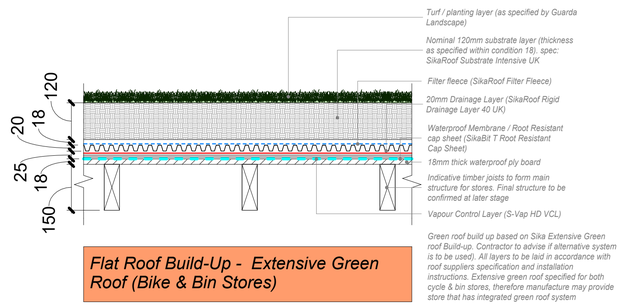
INTENSIVE GREEN ROOF LOCATIONS - 250mm SUBSTRATE (56.3m²)

INTENSIVE GREEN ROOF LOCATIONS - 150mm SUBSTRATE (71.7m²)

EXTENSIVE GREEN ROOF LOCATIONS (29m²)

Standard Details - Intensive Green Roof Build-ups

1 : 10



Flat Roof Build-Up - Extensive Green Roof (Bike & Bin Stores)

Green roof build up based on Sika Extensive Green roof Build-up. Contractor to advise if alternative system is to be used). All layers to be laid in accordance with roof suppliers specification and installation instructions. Extensive green roof specified for both cycle & bin stores, therefore manufacture may provide store that has integrated green roof system

Standard Details - Extensive Green Roof Build-up

1 : 10

PROJECT: **New Build 50 Bed Care Home and 9 Unit Block of Flats at: 1 View Road / 103 - 107 North Hill, Highgate N6 4DP**	SCALE AT A1: As indicated	DATE: 22.04.26	DRAWN: JA	CHECKED: RM	
DRAWING TITLE: **Green Roof Details - Spec Sheets & Sections**	PROJECT NO: **D01-02**	DRAWING NO:. **432**		REVISION:	
CLIENT: **Highgate Care Ltd**	NOTE: DO NOT SCALE, USE FIGURED DIMENSIONS ONLY. THIS DRAWING IS TO BE READ IN CONJUNCTION WITH ALL RELATED DESIGN TEAM AND SUB-CONSULTANT INFORMATION AND DOES NOT RELIEVE ANY PARTY OF COMPLIANCE WITH ANY APLICABLE CODE OR LAW WHICH MAY HAVE PRIORITY OVER THIS DRAWING. ALL DIMENSIONS TO BE VERIFIED ON SITE PRIOR TO THE COMMENCEMENT OF ANY WORK OR THE PRODUCTION OF ANY SHOP DRAWING. ALL DISCREPANCIES TO BE REPORTED TO RM DESIGN GROUP. THIS DRAWING IS COPYRIGHT © OF RM DESIGN GROUP LIMITED.				
DRAWING STATUS: **PLANNING**					

RM DESIGN GROUP

RM Design Group
Unit 16 Escrick Business Park
York
North Yorkshire
YO19 6FD

www.rmdesigngroup.co.uk
info@rmdesigngroup.co.uk
01904 233 539

REV	DESCRIPTION	BY	DATE