PANELS PROTRUDING LESS THAN 200 MM BEYOND THE ROOF PLANE

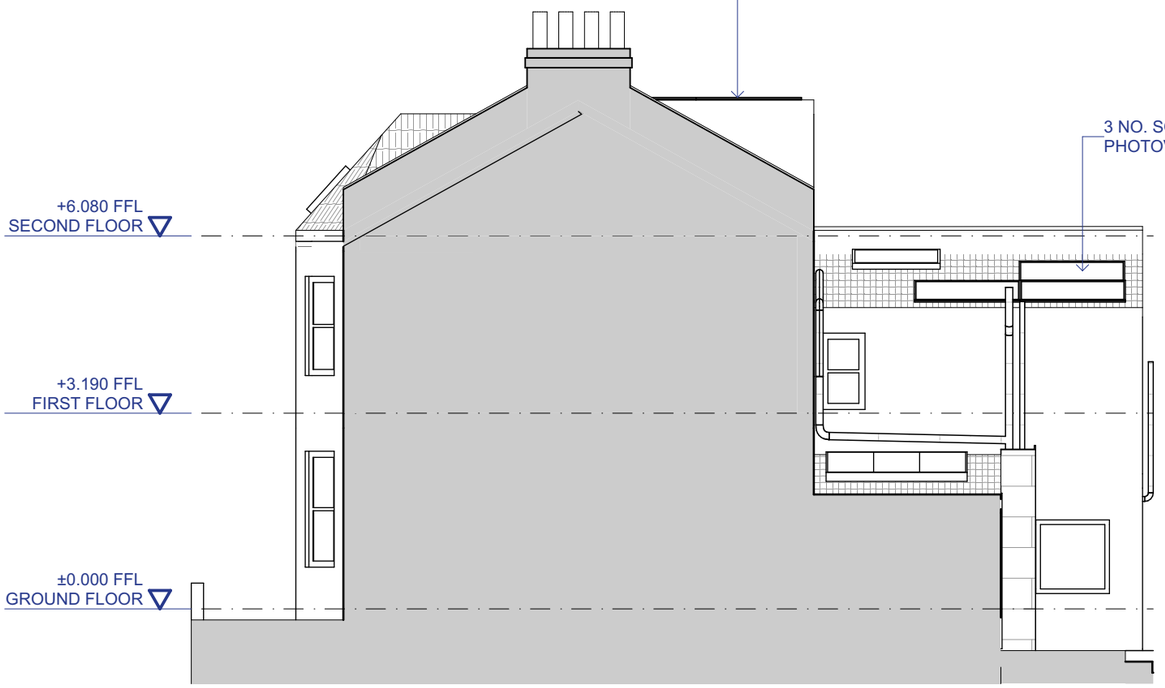

1 Side

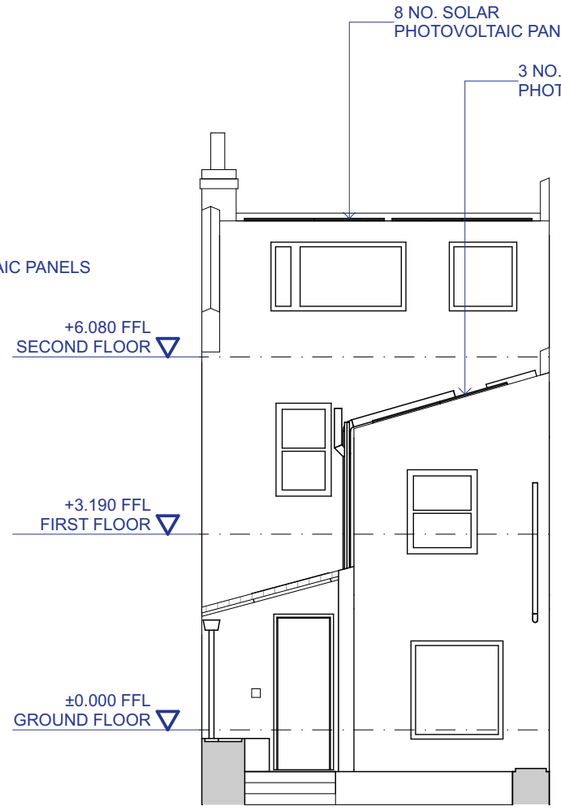

2 Rear

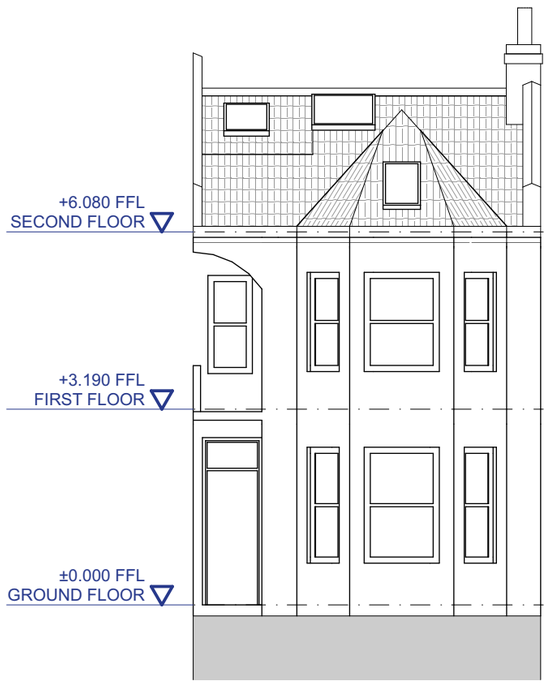

3 Front

0 1 2 5 10 20

The drawings show design intent only. All dimensions to be checked on site prior to construction or production. Construction details to be confirmed by contractor/manufacturer by submitting shop drawings for designer's approval.

Design/drawing is not to be scaled for production and construction purposes.

All discrepancies and omissions on site must be reported to designer for their comments or approval prior to commencing work.

All structural design by engineer or contractor. Architects drawings for coordination and set-out only.

All electrical, lighting, HVAC, plumbing and ICT designs to be by engineer or contractor. Architects drawings for coordination and set-out only.

Designs are subject to approval by statutory authorities and any necessary alterations should be made if required to comply with statutory requirements.

All design concepts and drawings are the property of Collective Works LLP. No reproductions, adaptations and/or copies may be made without written consent.

© copyright Collective Works LLP, all rights reserved 2026

Drawing Purpose: For Planning

Revision	Date	Purpose
00	2026.06.11	For Planning

Notes

DIMENSIONS IN METRES.

Architect
Collective Works LLP
60 Grays Inn Road, Unit 2.01,
London WC1X 8LU
info@collectiveworks.net
www.collectiveworks.net

Project: 0212 Garden Room
2 Eastwood Road
N10 1NL

Client: HH & BC

Title: Proposed Elevations

Number	Scale	Format	Revision
CW-0212-218	1:100	A3	00