N

Location Plan

0 12.5 25 37.5 50 62.5m

1:1250

Notes :

1. All Dimension are in millimeters.
2. All dimensions are to be checked on site and the Architect is to inform of any discrepancies before construction commences.
3. All references to drawings refer to current revision of that drawing.

Client -

Project - 6 Brampton Park Road N22 6BG

Scale	Date - 15-05-2026
Drawn By	Checked By -

Project No.	Drawing No.	Revision
	01	-

Project Description

-Single Storey Side Extention

Existing Block Plan

0 5 10 15 20 25m
1:500

Proposed Block Plan

0 5 10 15 20 25m
1:500

N

Notes :

1. All Dimension are in millimeters.
2. All dimensions are to be checked on site and the Architect is to inform of any discrepancies before construction commences.
3. All references to drawings refer to current revision of that drawing.

Client -

Project - 6 Brampton Park Road N22 6BG

Scale	Date - 15-05-2026
Drawn By	Checked By -

Project No.	Drawing No.	Revision
	02	-

Project Description

-Single Storey Side Extention

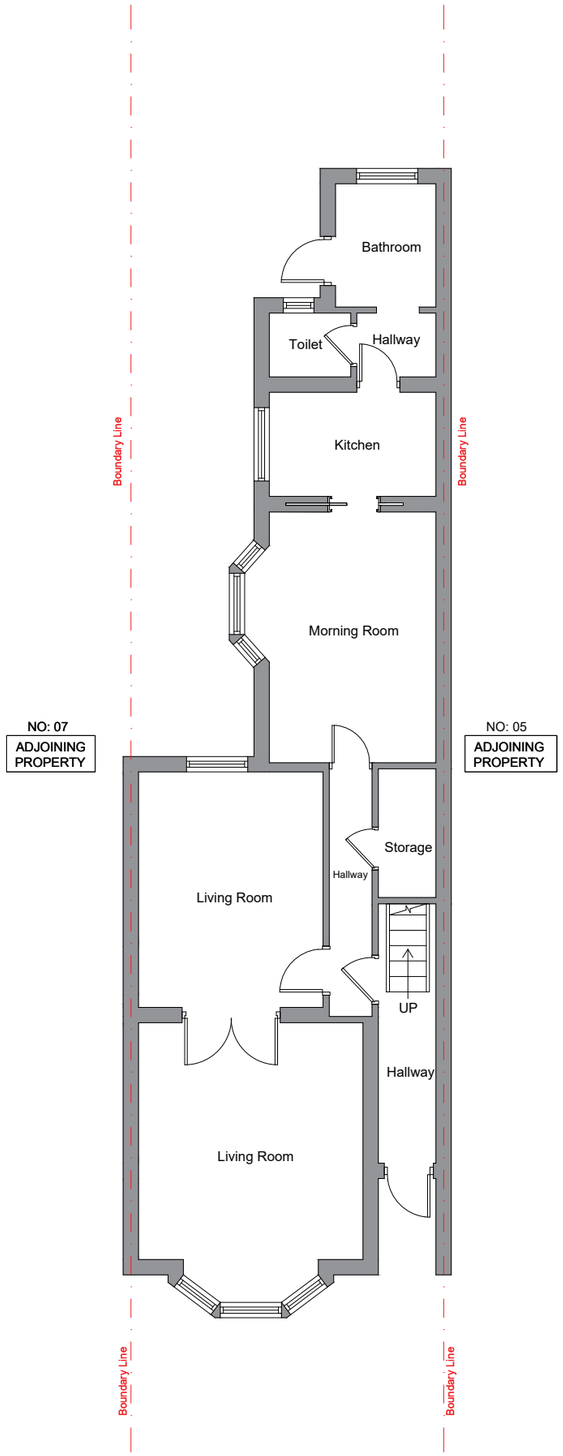

EXISTING GROUND FLOOR PLAN

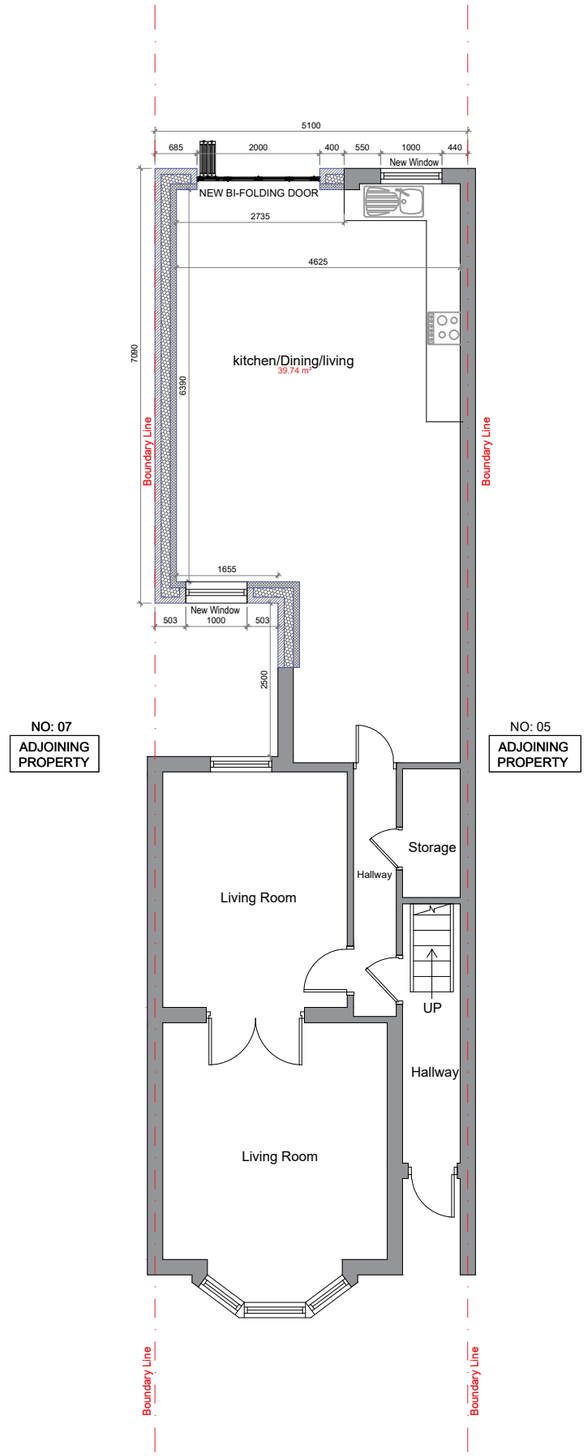

PROPOSED GROUND FLOOR PLAN

Notes :

1. All Dimension are in millimeters.
2. All dimensions are to be checked on site and the Architect is to inform of any discrepancies before construction commences.
3. All references to drawings refer to current revision of that drawing.

WALL LEGEND
Existing Wall
Proposed 100 mm Non-Loadbearing Stud Wall
Proposed 350mm Cavity Wall

0 1 2 3 4 6m

scale 1:100

Client -

Project - 6 Brampton Park Road N22 6BG

Scale	1:100@A3	Date	- 15-05-2026
Drawn By		Checked By	-

Project No.	Drawing No.	Revision
	03	-

Project Description

-Single Storey Side Extention

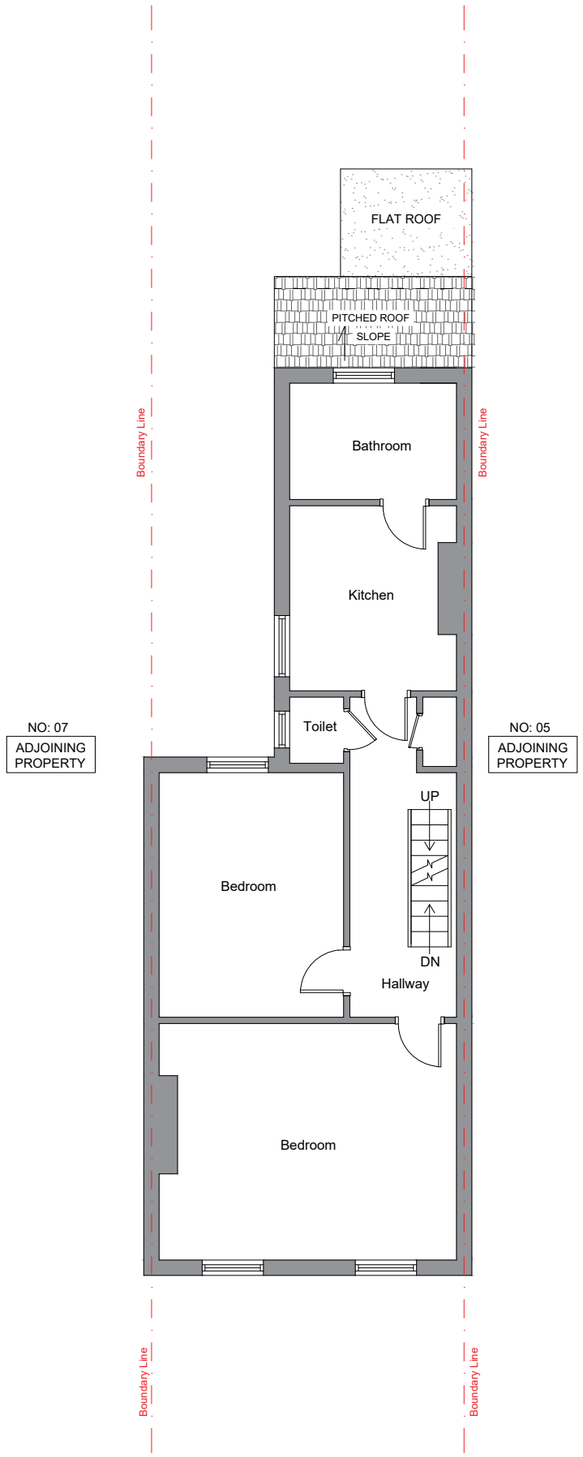

EXISTING FIRST FLOOR PLAN

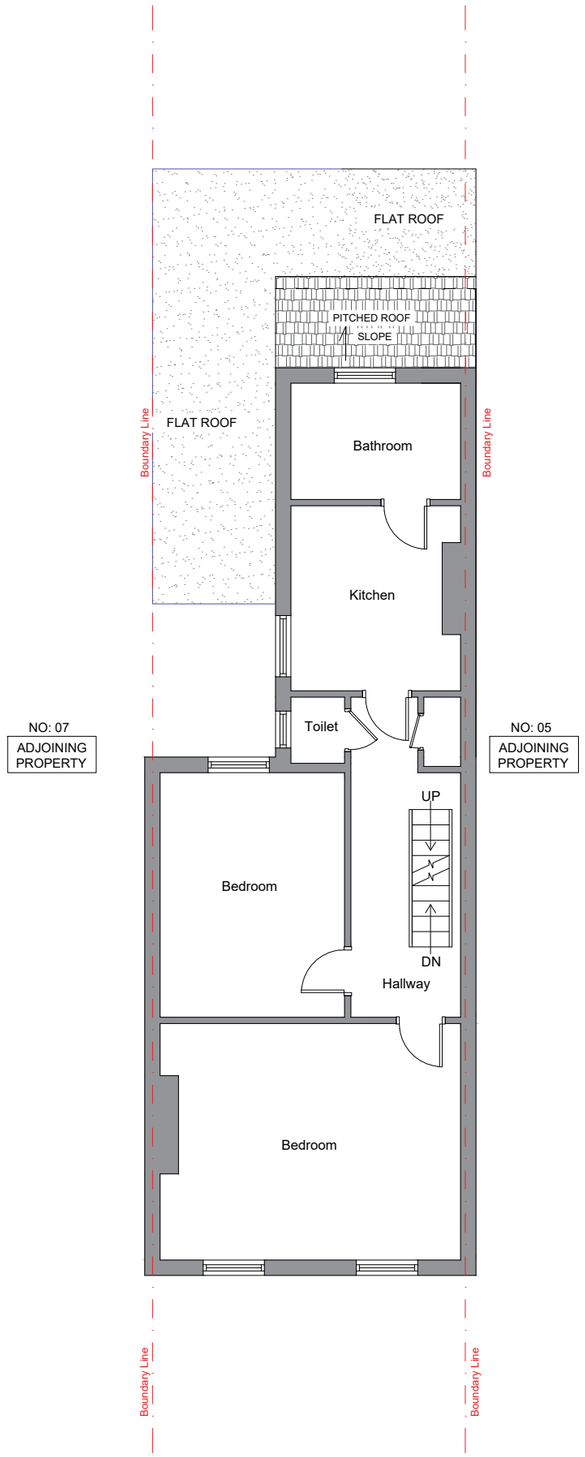

PROPOSED FIRST FLOOR PLAN

Notes :

1. All Dimension are in millimeters.
2. All dimensions are to be checked on site and the Architect is to inform of any discrepancies before construction commences.
3. All references to drawings refer to current revision of that drawing.

WALL LEGEND
Existing Wall
Proposed 100 mm Non-Loadbearing Stud Wall
Proposed 350mm Cavity Wall

0 1 2 3 4 6m

scale 1:100

Client -

Project - 6 Brampton Park Road N22 6BG

Scale	1:100@A3	Date	- 15-05-2026
Drawn By		Checked By	-

Project No.	Drawing No.	Revision
	04	-

Project Description

-Single Storey Side Extention

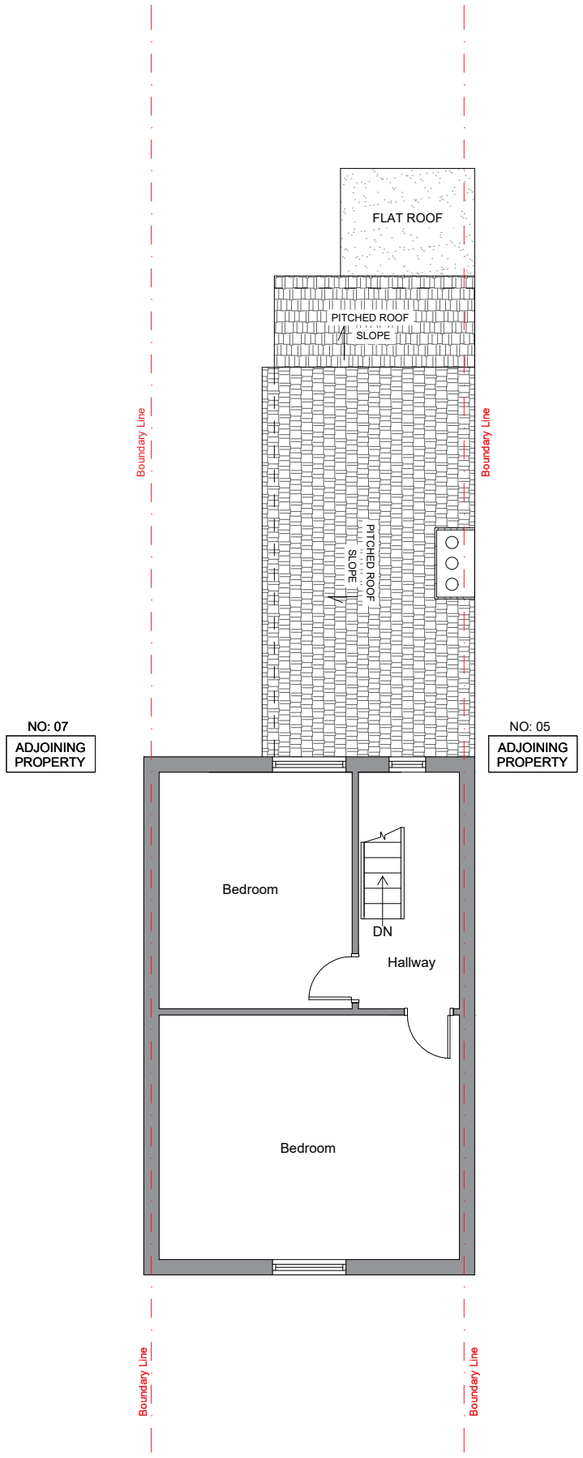

EXISTING SECOND FLOOR PLAN

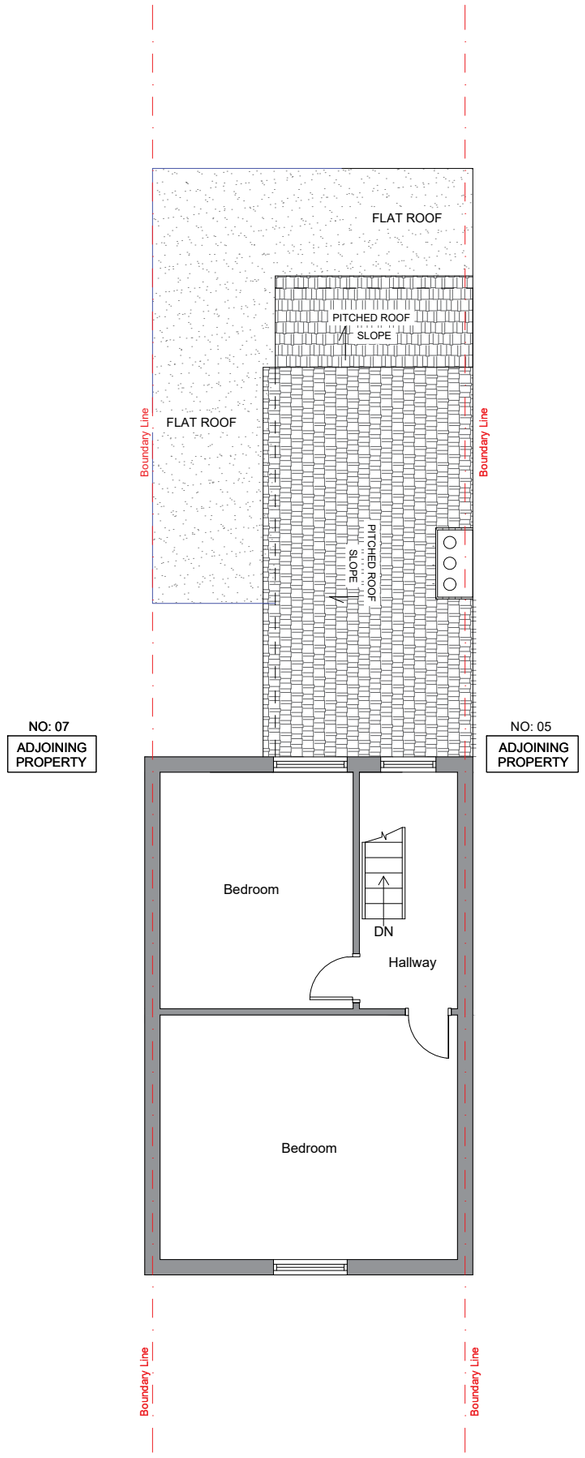

PROPOSED SECOND FLOOR PLAN

Notes :

1. All Dimension are in millimeters.
2. All dimensions are to be checked on site and the Architect is to inform of any discrepancies before construction commences.
3. All references to drawings refer to current revision of that drawing.

WALL LEGEND
Existing Wall
Proposed 100 mm Non-Loadbearing Stud Wall
Proposed 350mm Cavity Wall

0 1 2 3 4 6m

scale 1:100

Client -

Project - 6 Brampton Park Road N22 6BG

Scale	1:100@A3	Date	- 15-05-2026
Drawn By		Checked By	-

Project No.	Drawing No.	Revision
	05	-

Project Description

-Single Storey Side Extention

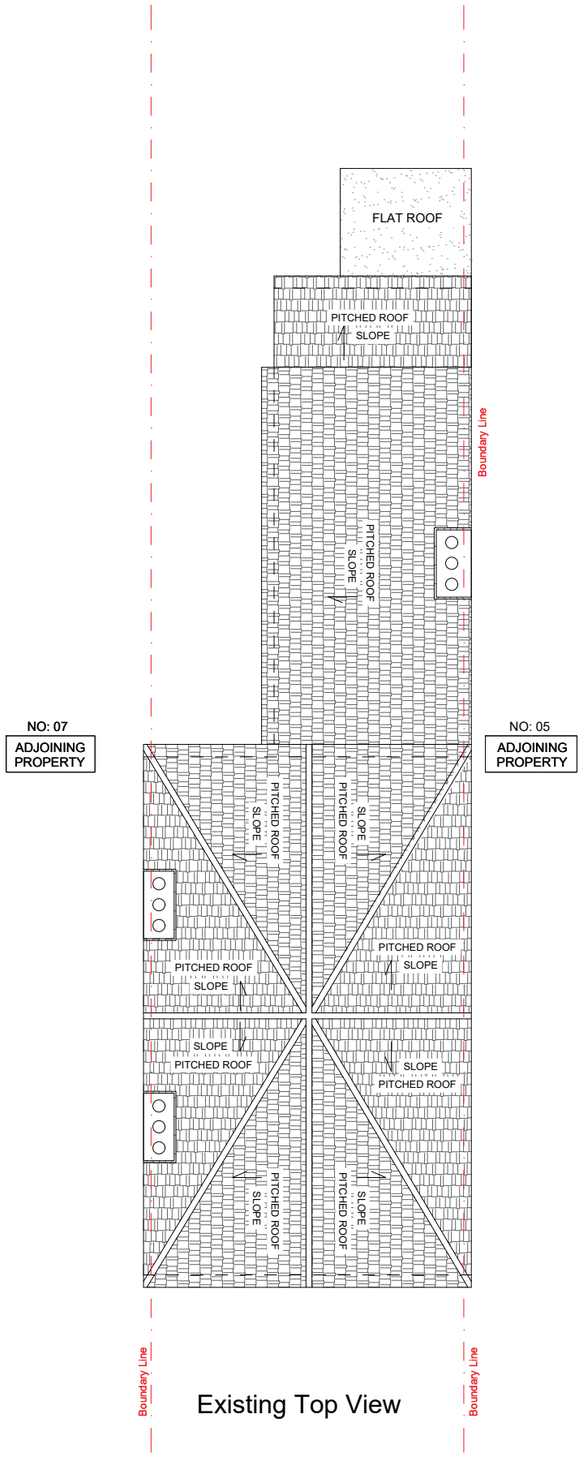

Existing Top View

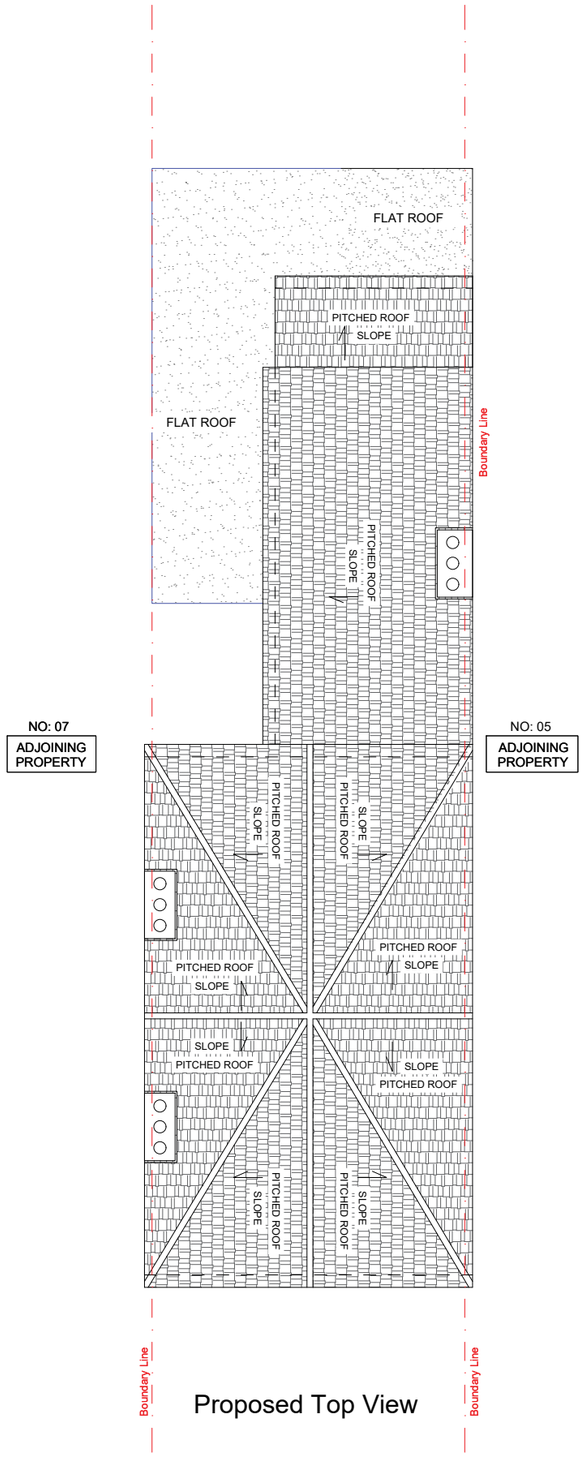

Proposed Top View

Notes :

1. All Dimension are in millimeters.
2. All dimensions are to be checked on site and the Architect is to inform of any discrepancies before construction commences.
3. All references to drawings refer to current revision of that drawing.

WALL LEGEND
Existing Wall
Proposed 100 mm Non-Loadbearing Stud Wall
Proposed 350mm Cavity Wall

0 1 2 3 4 6m

scale 1:100

Client -

Project - 6 Brampton Park Road N22 6BG

Scale 1:100@A3	Date - 15-05-2026
Drawn By	Checked By -

Project No.	Drawing No.	Revision
	06	-

Project Description

-Single Storey Side Extention

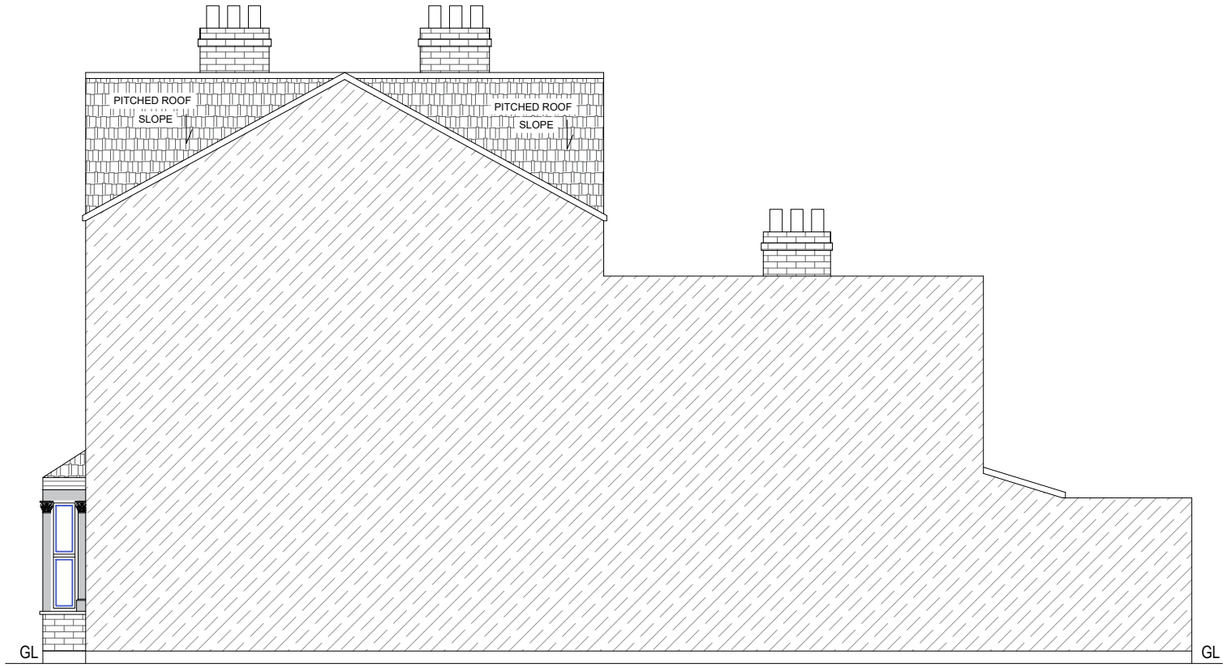

Existing Right Side Elevation

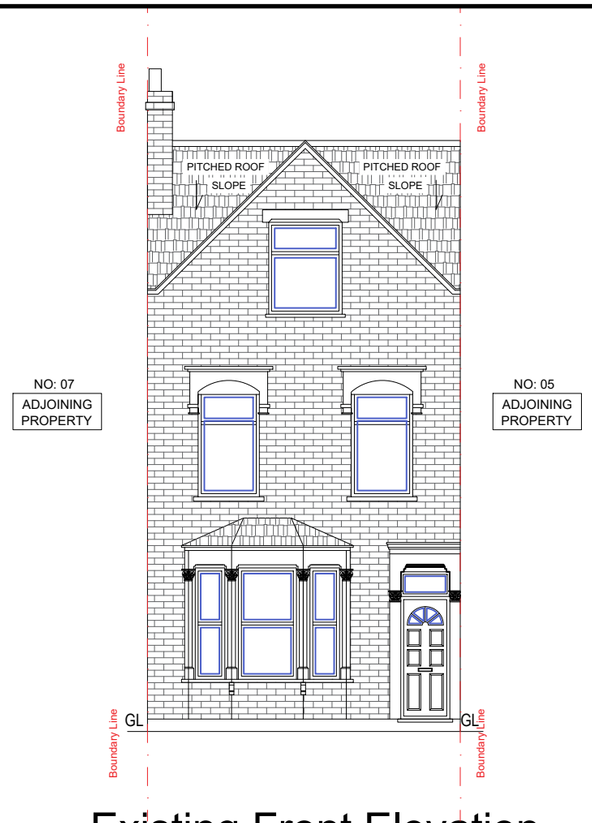

Existing Front Elevation

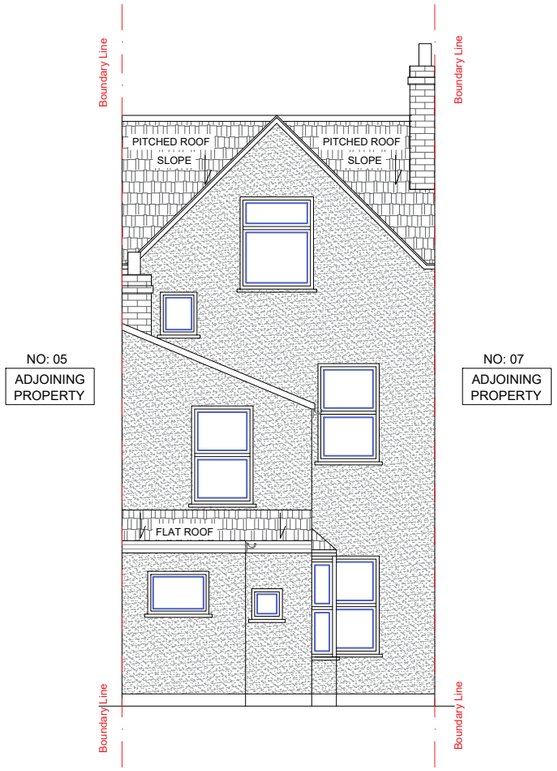

Existing Rear Elevation

Existing Left Side Elevation

Notes :

1. All Dimension are in millimeters.
2. All dimensions are to be checked on site and the Architect is to inform of any discrepancies before construction commences.
3. All references to drawings refer to current revision of that drawing.

WALL LEGEND
Existing Wall
Proposed 100 mm Non-Loadbearing Stud Wall
Proposed 350mm Cavity Wall

0 1 2 3 4 6m

scale 1:100

Client -

Project - 6 Brampton Park Road N22 6BG

Scale	1:100@A3	Date	- 15-05-2026
Drawn By		Checked By	-

Project No.	Drawing No.	Revision
	07	-

Project Description

-Single Storey Side Extention

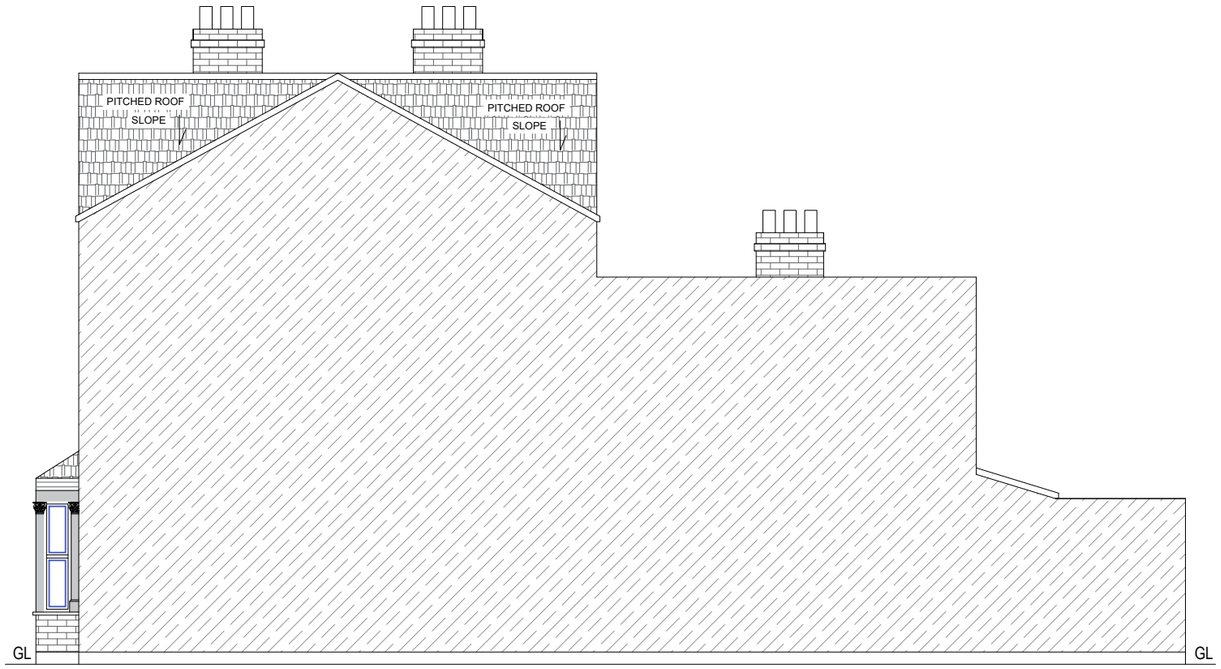

Proposed Right Side Elevation

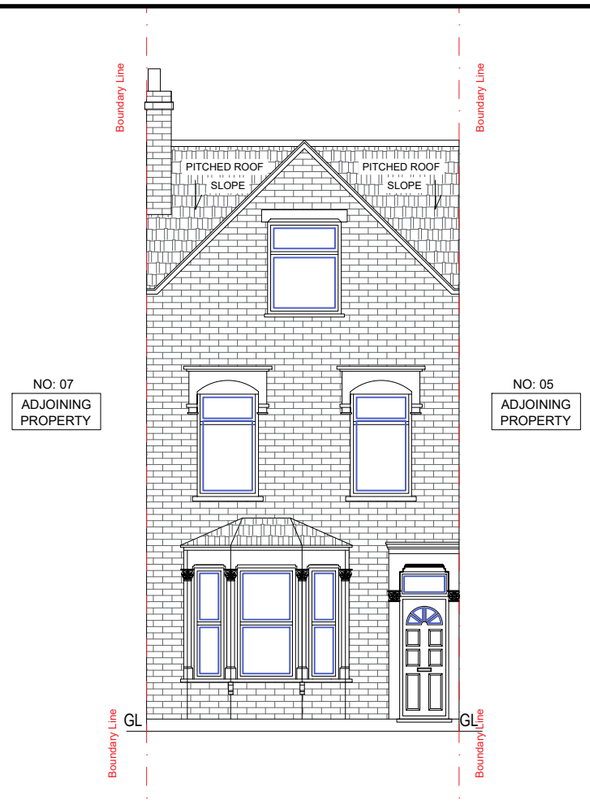

Proposed Front Elevation

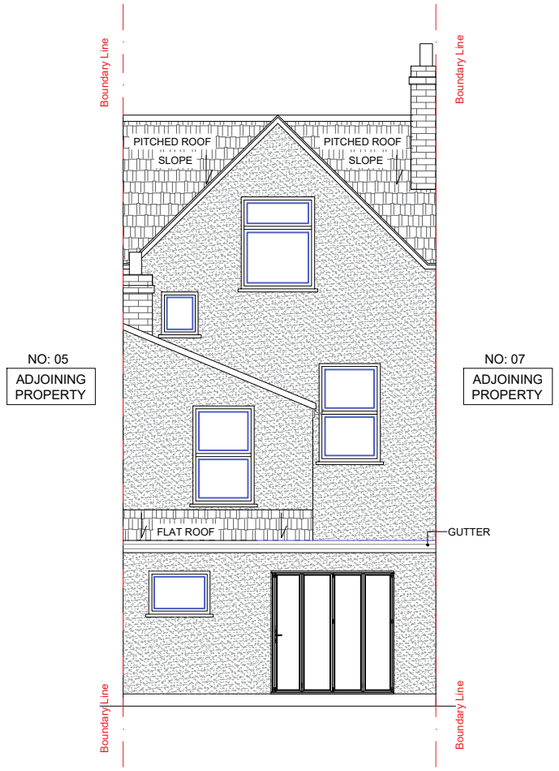

MATERIALS USED IN EXTERIOR WORK TO BE SIMILAR IN APPEARANCE TO THOSE OF THE EXTERIOR OF THE EXISTING HOUSE.

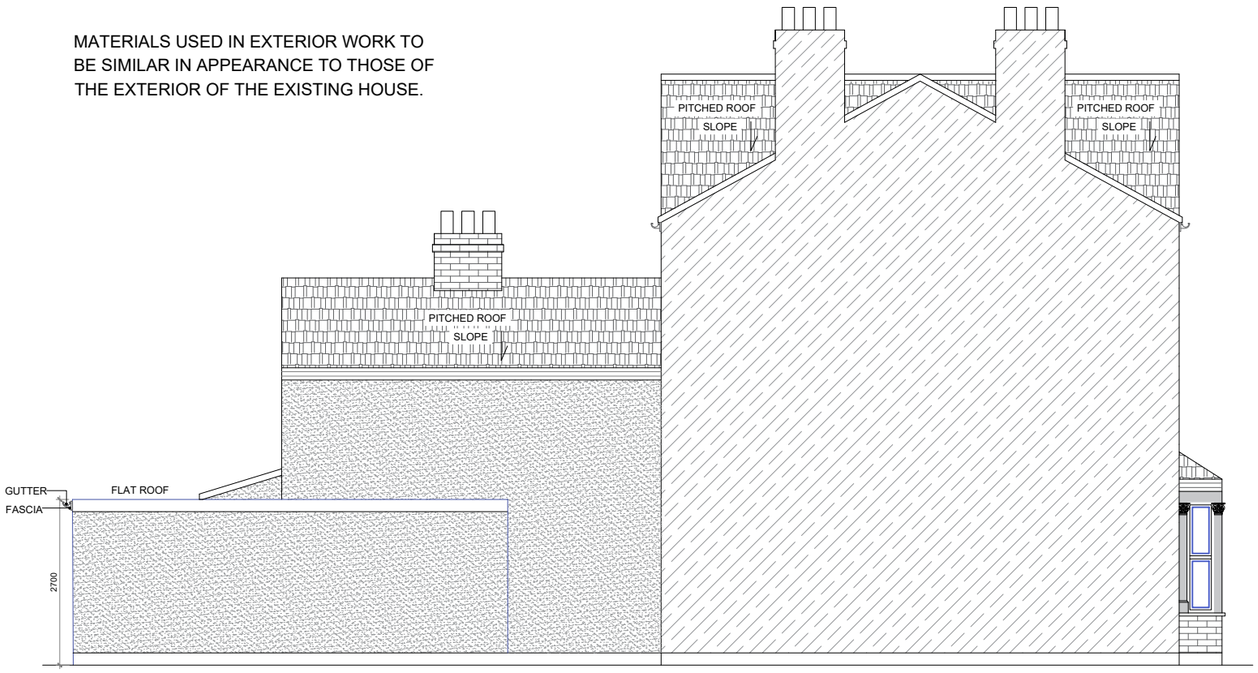

Proposed Left Side Elevation

Notes :

1. All Dimension are in millimeters.
2. All dimensions are to be checked on site and the Architect is to inform of any discrepancies before construction commences.
3. All references to drawings refer to current revision of that drawing.

WALL LEGEND
Existing Wall
Proposed 100 mm Non-Loadbearing Stud Wall
Proposed 350mm Cavity Wall

0 1 2 3 4 6m

scale 1:100

Client -

Project - 6 Brampton Park Road N22 6BG

Scale	1:100@A3	Date	- 15-05-2026
Drawn By		Checked By	-

Project No.	Drawing No.	Revision
	08	-

Project Description

-Single Storey Side Extention