Planning Application

46 Mount Pleasant Crescent
London
N4 4HP

25 June 2026

ÅHRBERG JACKSON
ARCHITECTURE & DESIGN
www.ahrbergjacksondesign.co.uk
Johanna Ahrberg-Jackson
Architectural Design and Planning Consultant
E:johanna@ahrbergjackson.co.uk
M: 07967621304

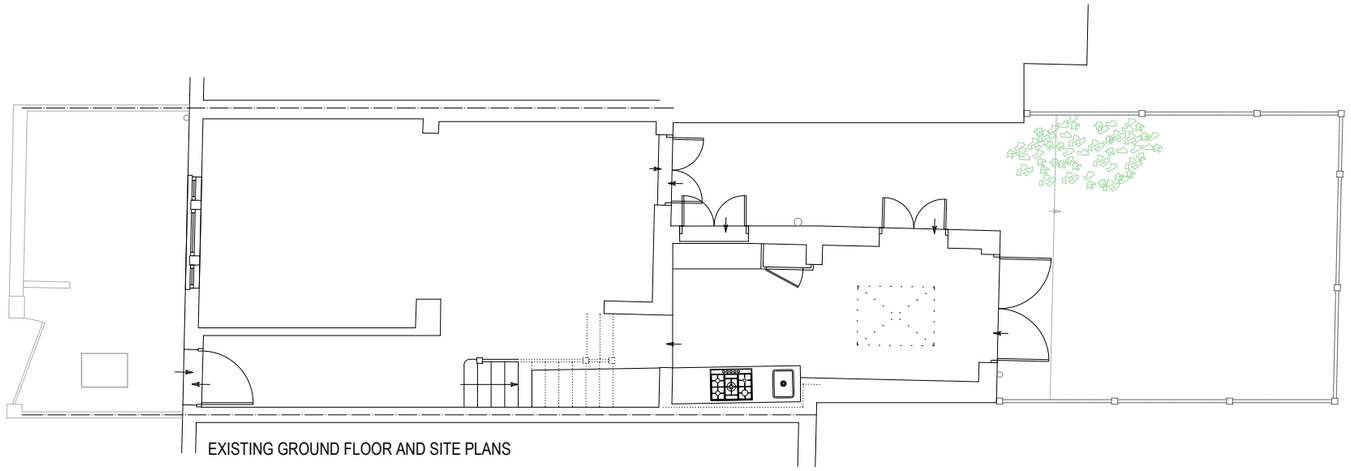

EXISTING GROUND FLOOR AND SITE PLANS

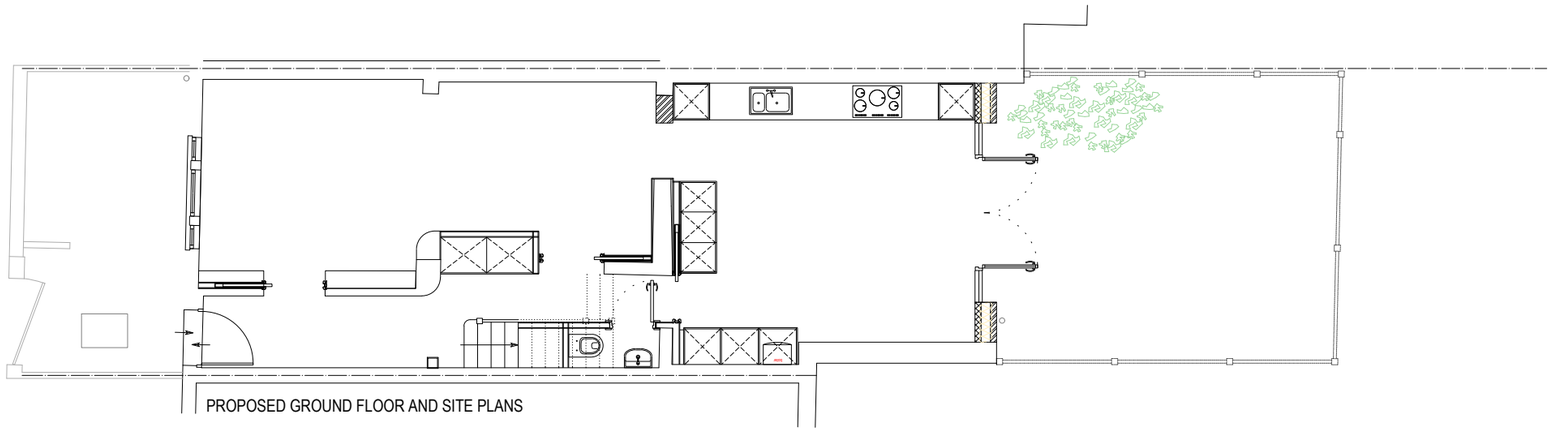

PROPOSED GROUND FLOOR AND SITE PLANS

1 EXISTING AND PROPOSED GROUND FLOOR AND SITE PLANS

0 2 4 6m (1:100 scale)

Scale 1:100 @ A3

DESIGNER:

ÅHRBERG
JACKSON
DESIGN

ahrbergjacksondesign.co.uk

GENERAL NOTES:

- ALL DIMENSIONS ARE IN MILLIMETRES UNLESS OTHERWISE STATED. DO NOT MEASURE OFF THE DRAWING FOR THE PURPOSE OF CONSTRUCTION
- ALL WORKS TO BE CARRIED OUT IN ACCORDANCE WITH BRITISH STANDARDS AND CURRENT BUILDING REGULATIONS.
- THE DRAWINGS ARE FOR THE PURPOSE OF ARCHITECTURAL INTENT. THEY ARE NOT CONSTRUCTION DOCUMENTS DO NOT SCALE FROM THE DRAWINGS FOR THE PURPOSE OF CONSTRUCTION.
- ALL CRITICAL DIMENSIONS TO BE VERIFIED IN FIELD BY CONTRACTOR BEFORE COMMENCING ANY WORK AND ANY DISCREPANCIES REPORTED TO THE DESIGNER IMMEDIATELY
- THIS DRAWING SHOULD BE READ IN CONJUNCTION WITH CONTRACT DOCUMENTS,PROJECT WORKING DRAWINGS, SPECIFICATIONS AND ALL CONSULTANTS/SPECIALIST/ ENGINEER'S DRAWINGS, DETAILS AND SPECIFICATIONS
- EXISTING BUILDINGS, STRUCTURES AND FEATURES ARE INDICATIVE AND DRAWN FOR ILLUSTRATION PURPOSE ONLY. ALL CRITICAL DIMENSION TO BE VERIFIED BY CONTRACTOR

ISSUE:

NO	DATE	ISSUE
1	25/06/26	Planning Application

PROJECT:

46 Mount Pleasant
Crescent
London N4 4HP

SHEET TITLE:

EXISTING AND PROPOSED FLOOR PLANS AND SITE PLAN

SHEET NO:

PL-1

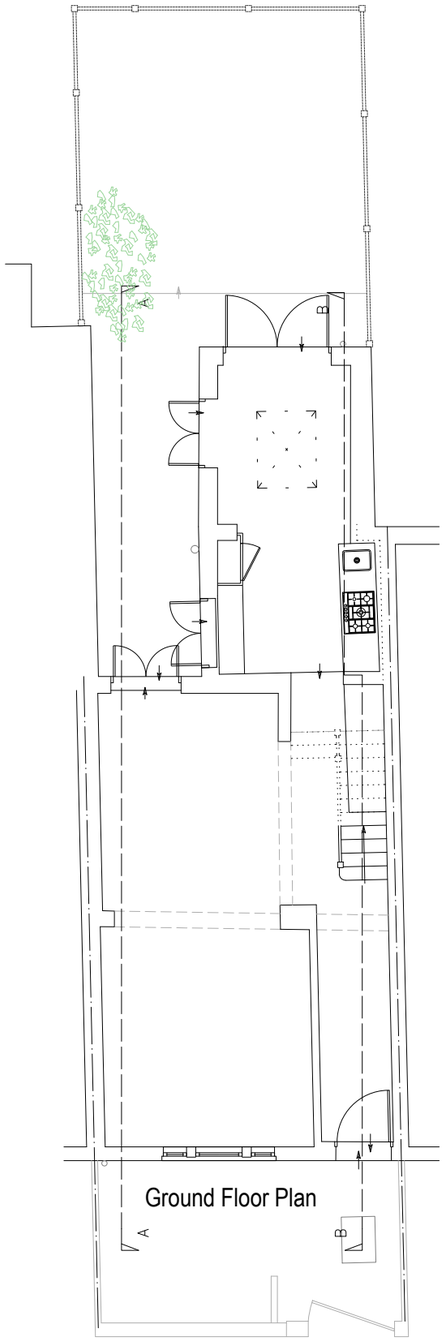

Ground Floor Plan

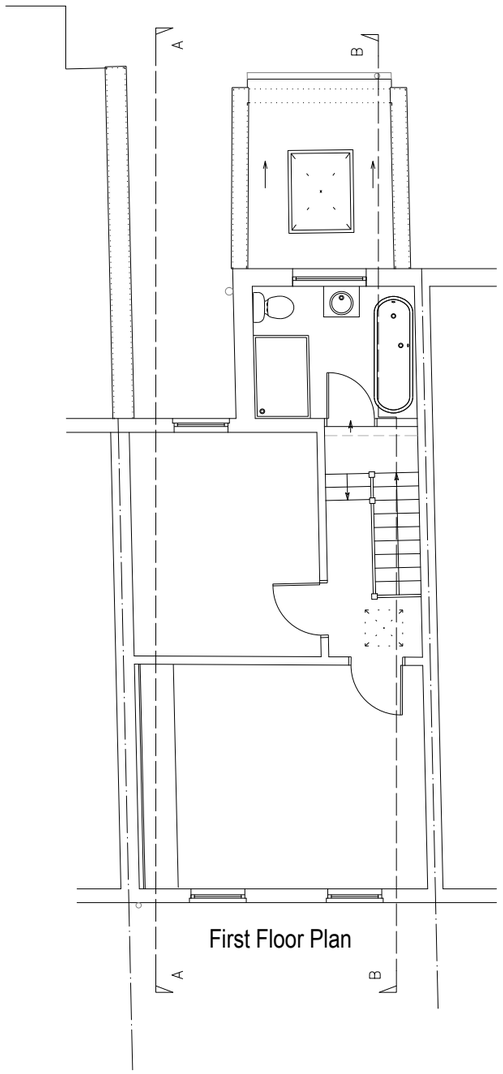

First Floor Plan

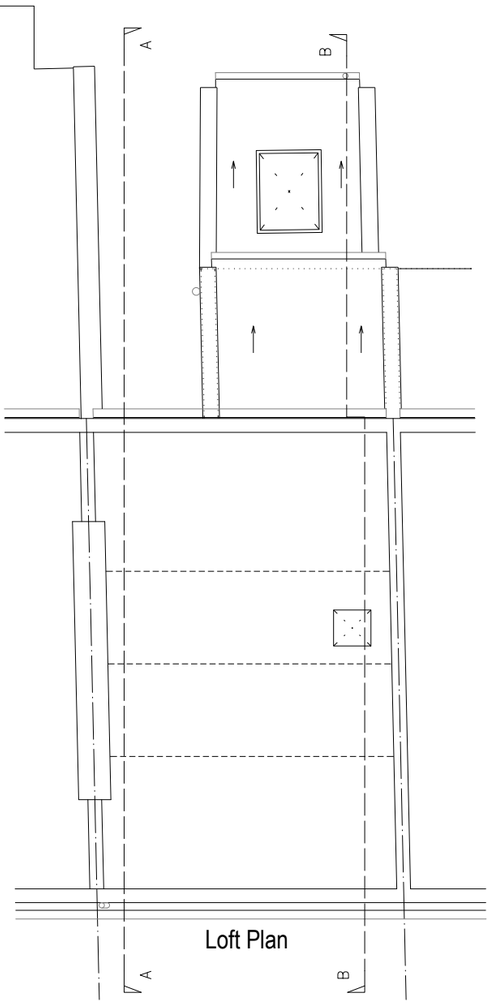

Loft Plan

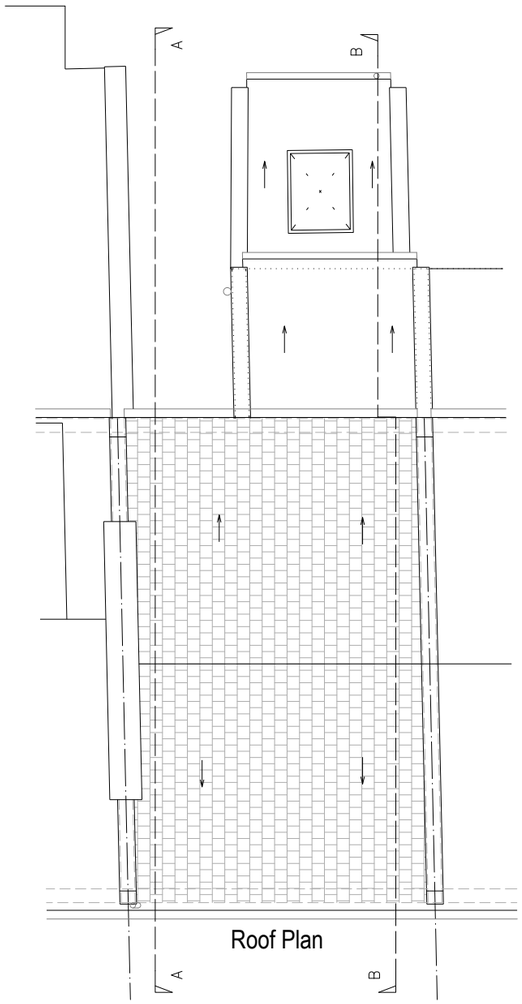

Roof Plan

1 EXISTING FLOOR PLANS

0 1 2 3 4 5m (1:100 scale)

DESIGNER:

ÅHRBERG
JACKSON
DESIGN

ahrbergjacksondesign.co.uk

GENERAL NOTES:

- ALL DIMENSIONS ARE IN MILLIMETRES UNLESS OTHERWISE STATED. DO NOT MEASURE OFF THE DRAWING FOR THE PURPOSE OF CONSTRUCTION
- ALL WORKS TO BE CARRIED OUT IN ACCORDANCE WITH BRITISH STANDARDS AND CURRENT BUILDING REGULATIONS.
- THE DRAWINGS ARE FOR THE PURPOSE OF ARCHITECTURAL INTENT. THEY ARE NOT CONSTRUCTION DOCUMENTS DO NOT SCALE FROM THE DRAWINGS FOR THE PURPOSE OF CONSTRUCTION.
- ALL CRITICAL DIMENSIONS TO BE VERIFIED IN FIELD BY CONTRACTOR BEFORE COMMENCING ANY WORK AND ANY DISCREPANCIES REPORTED TO THE DESIGNER IMMEDIATELY
- THIS DRAWING SHOULD BE READ IN CONJUNCTION WITH CONTRACT DOCUMENTS,PROJECT WORKING DRAWINGS, SPECIFICATIONS AND ALL CONSULTANTS/SPECIALIST/ ENGINEER'S DRAWINGS, DETAILS AND SPECIFICATIONS
- EXISTING BUILDINGS, STRUCTURES AND FEATURES ARE INDICATIVE AND DRAWN FOR ILLUSTRATION PURPOSE ONLY. ALL CRITICAL DIMENSION TO BE VERIFIED BY CONTRACTOR

ISSUE:

NO	DATE	ISSUE
1	25/06/26	Planning Application

PROJECT:

46 Mount Pleasant
Crescent
London N4 4HP

SHEET TITLE:

EXISTING FLOOR
PLANS

SHEET NO:

PL-2

Front Elevation

Rear Elevation

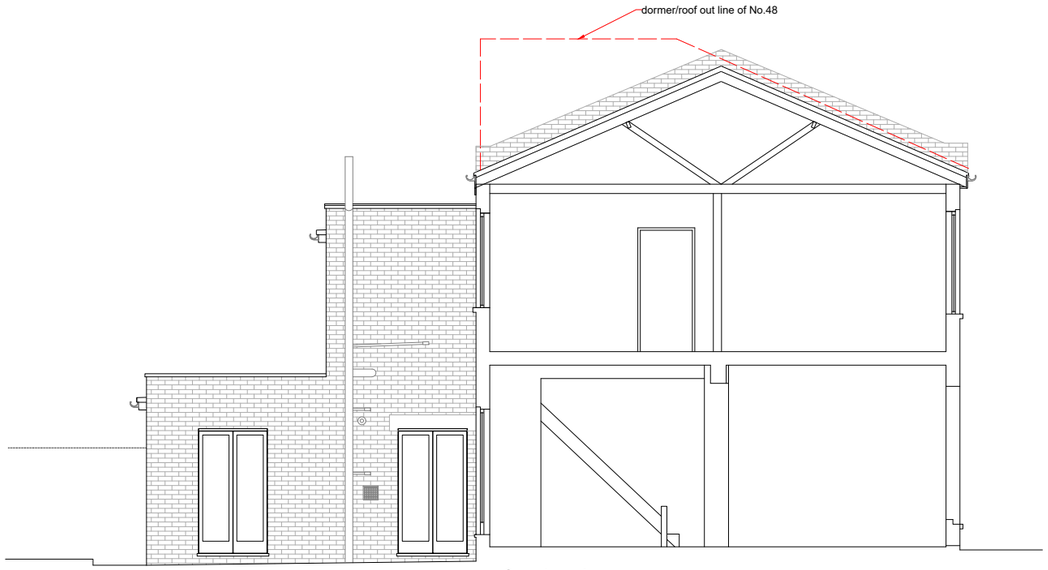

Section A

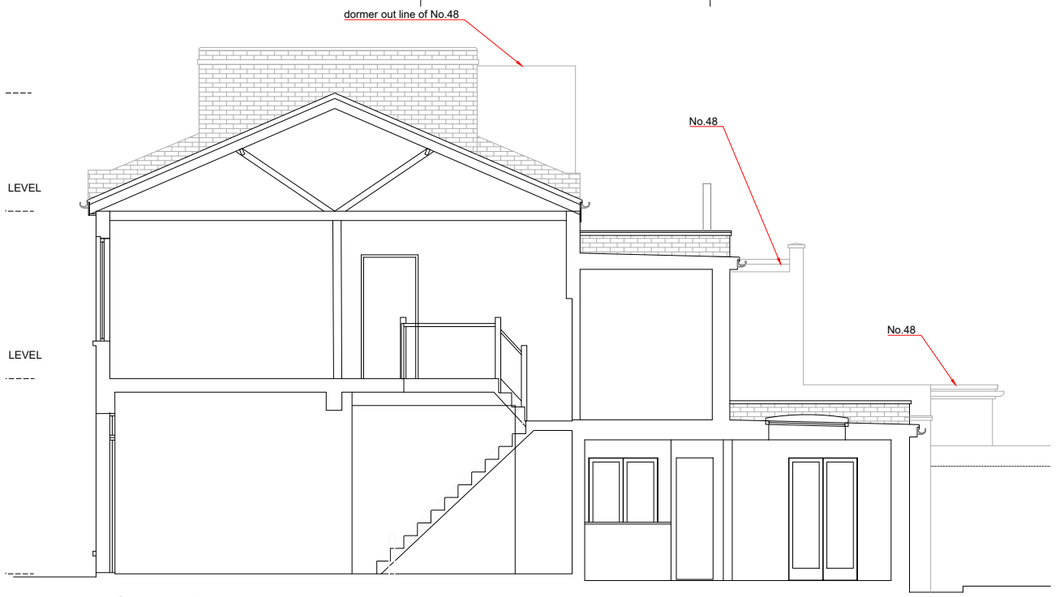

Section B

1 EXISTING ELEVATIONS AND SECTIONS

0 1 2 3 4 5m (1:100 scale)

DESIGNER:

ÅHRBERG
JACKSON
DESIGN

ahrbergjacksondesign.co.uk

GENERAL NOTES:

- ALL DIMENSIONS ARE IN MILLIMETRES UNLESS OTHERWISE STATED. DO NOT MEASURE OFF THE DRAWING FOR THE PURPOSE OF CONSTRUCTION
- ALL WORKS TO BE CARRIED OUT IN ACCORDANCE WITH BRITISH STANDARDS AND CURRENT BUILDING REGULATIONS.
- THE DRAWINGS ARE FOR THE PURPOSE OF ARCHITECTURAL INTENT. THEY ARE NOT CONSTRUCTION DOCUMENTS DO NOT SCALE FROM THE DRAWINGS FOR THE PURPOSE OF CONSTRUCTION.
- ALL CRITICAL DIMENSIONS TO BE VERIFIED IN FIELD BY CONTRACTOR BEFORE COMMENCING ANY WORK AND ANY DISCREPANCIES REPORTED TO THE DESIGNER IMMEDIATELY
- THIS DRAWING SHOULD BE READ IN CONJUNCTION WITH CONTRACT DOCUMENTS,PROJECT WORKING DRAWINGS, SPECIFICATIONS AND ALL CONSULTANTS/SPECIALIST/ ENGINEER'S DRAWINGS, DETAILS AND SPECIFICATIONS
- EXISTING BUILDINGS, STRUCTURES AND FEATURES ARE INDICATIVE AND DRAWN FOR ILLUSTRATION PURPOSE ONLY. ALL CRITICAL DIMENSION TO BE VERIFIED BY CONTRACTOR

ISSUE:

NO	DATE	ISSUE
1	25/06/26	Planning Application

PROJECT:

46 Mount Pleasant
Crescent
London N4 4HP

SHEET TITLE:

EXISTING
ELEVATIONS AND
SECTIONS

SHEET NO:

PL-3

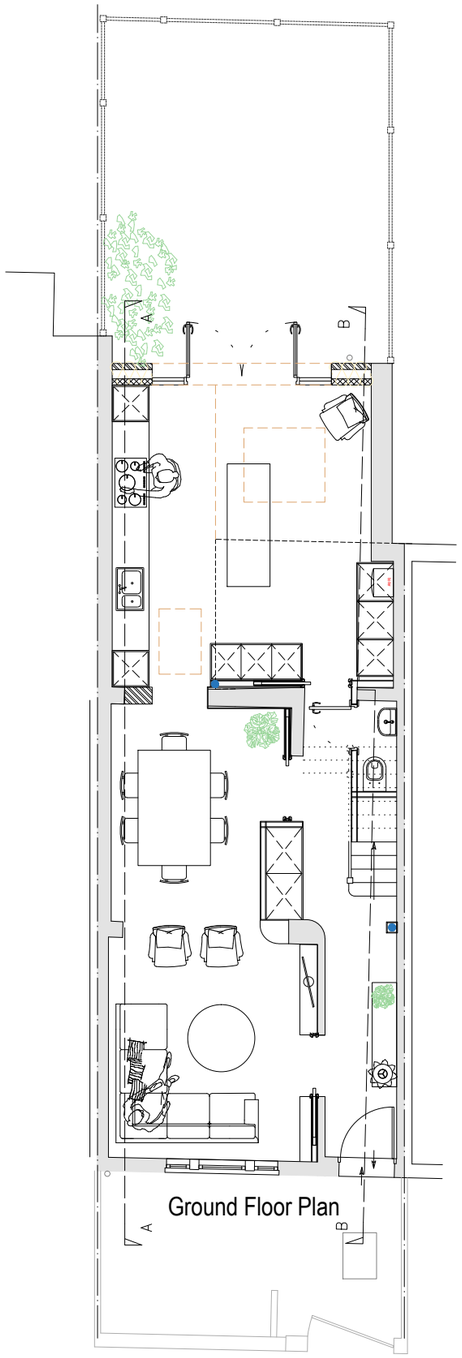

Ground Floor Plan

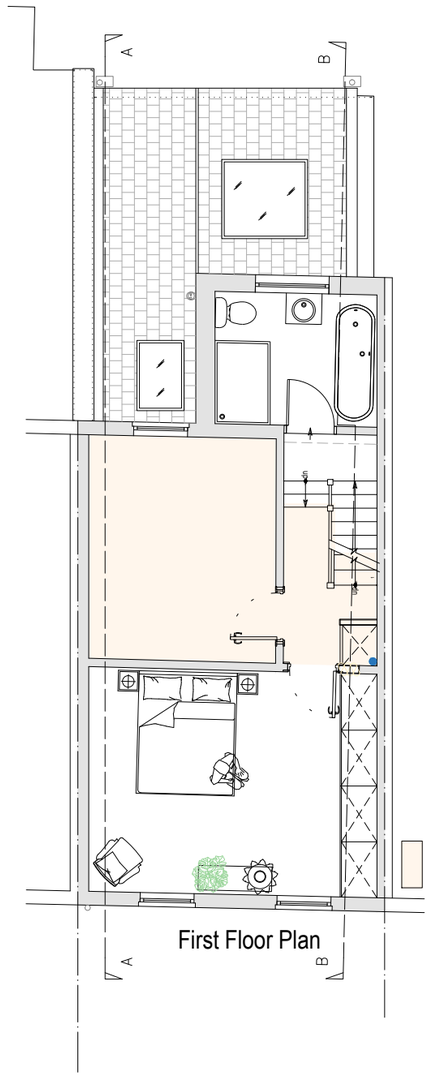

First Floor Plan

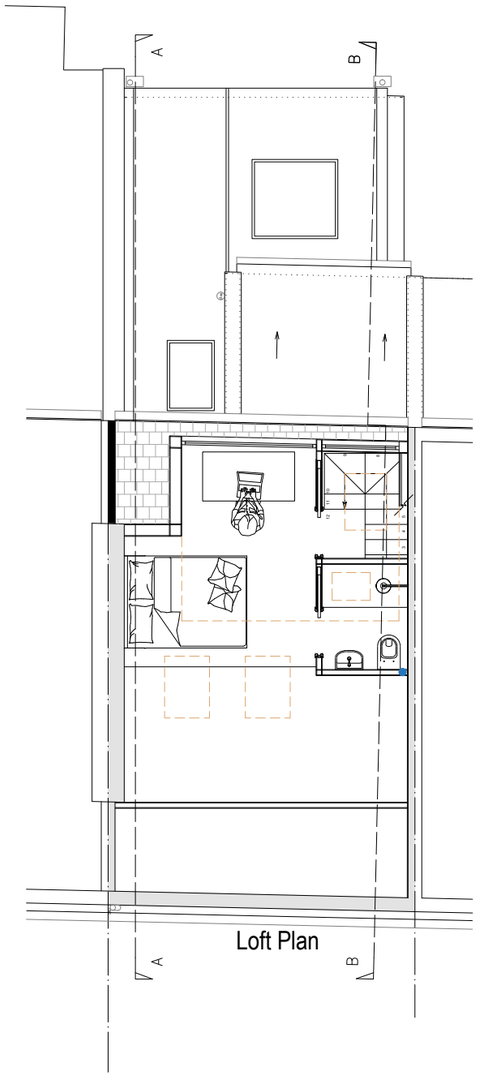

Loft Plan

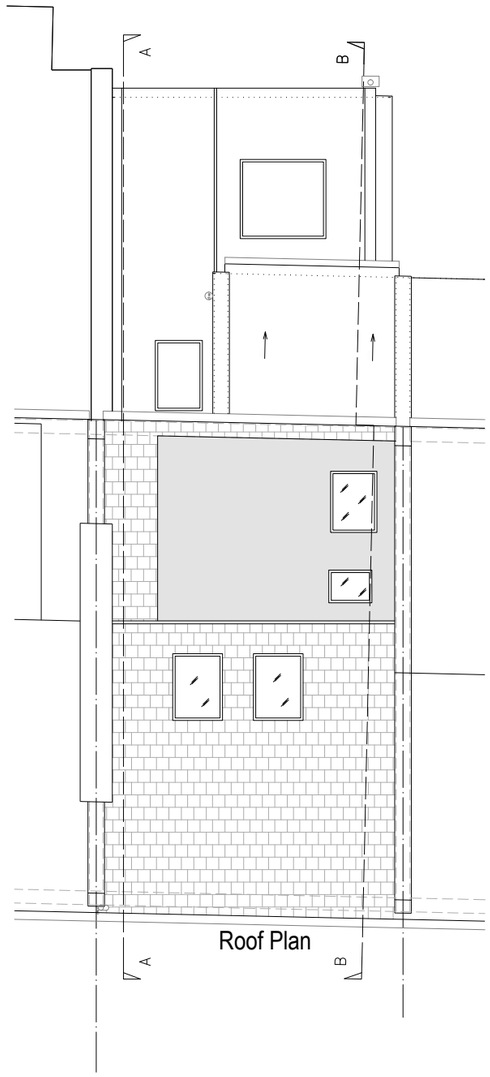

Roof Plan

1 PROPOSED FLOOR PLANS

0 1 2 3 4 5m (1:100 scale)

DESIGNER:

ÅHRBERG
JACKSON
DESIGN

ahrbergjacksondesign.co.uk

GENERAL NOTES:

- ALL DIMENSIONS ARE IN MILLIMETRES UNLESS OTHERWISE STATED. DO NOT MEASURE OFF THE DRAWING FOR THE PURPOSE OF CONSTRUCTION
- ALL WORKS TO BE CARRIED OUT IN ACCORDANCE WITH BRITISH STANDARDS AND CURRENT BUILDING REGULATIONS.
- THE DRAWINGS ARE FOR THE PURPOSE OF ARCHITECTURAL INTENT. THEY ARE NOT CONSTRUCTION DOCUMENTS DO NOT SCALE FROM THE DRAWINGS FOR THE PURPOSE OF CONSTRUCTION.
- ALL CRITICAL DIMENSIONS TO BE VERIFIED IN FIELD BY CONTRACTOR BEFORE COMMENCING ANY WORK AND ANY DISCREPANCIES REPORTED TO THE DESIGNER IMMEDIATELY
- THIS DRAWING SHOULD BE READ IN CONJUNCTION WITH CONTRACT DOCUMENTS,PROJECT WORKING DRAWINGS, SPECIFICATIONS AND ALL CONSULTANTS/SPECIALIST/ ENGINEER'S DRAWINGS, DETAILS AND SPECIFICATIONS
- EXISTING BUILDINGS, STRUCTURES AND FEATURES ARE INDICATIVE AND DRAWN FOR ILLUSTRATION PURPOSE ONLY. ALL CRITICAL DIMENSION TO BE VERIFIED BY CONTRACTOR

ISSUE:

NO	DATE	ISSUE
1	25/06/26	Planning Application

PROJECT:

46 Mount Pleasant
Crescent
London N4 4HP

SHEET TITLE:

PROPOSED
FLOOR PLANS

SHEET NO:

PL-4

Front Elevation

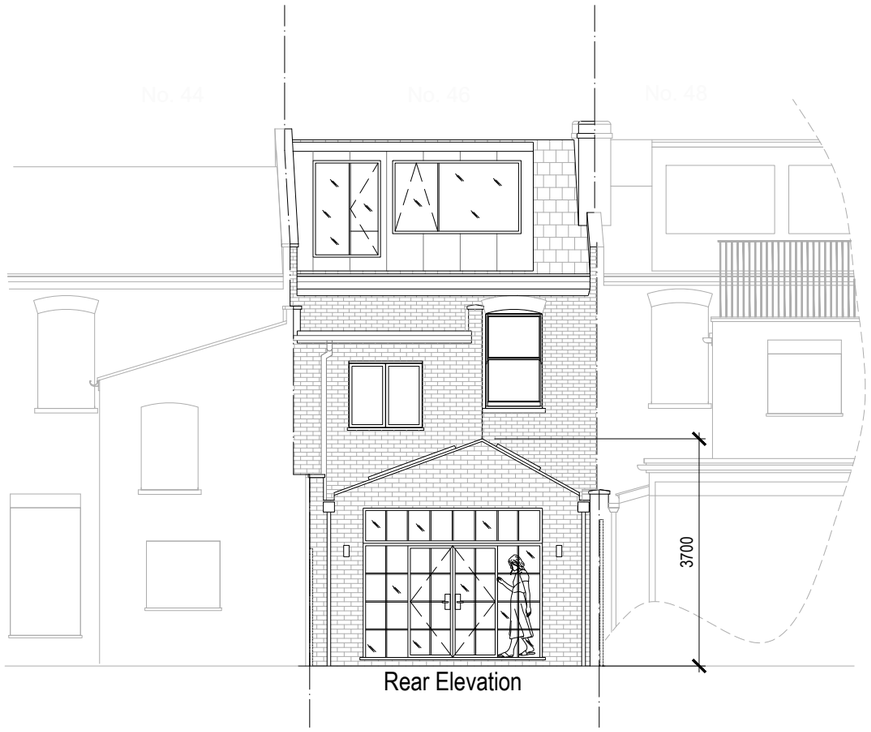

Rear Elevation

Section A

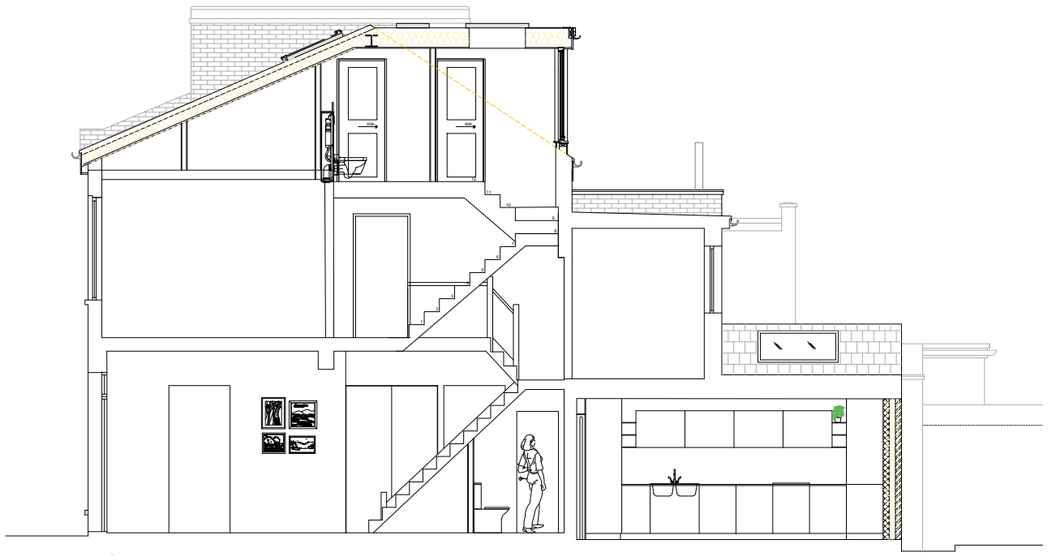

Section B

1 PROPOSED ELEVATIONS AND SECTIONS

0 1 2 3 4 5m (1:100 scale)

DESIGNER:

ÅHRBERG
JACKSON
DESIGN

ahrbergjacksondesign.co.uk

GENERAL NOTES:

- ALL DIMENSIONS ARE IN MILLIMETRES UNLESS OTHERWISE STATED. DO NOT MEASURE OFF THE DRAWING FOR THE PURPOSE OF CONSTRUCTION
- ALL WORKS TO BE CARRIED OUT IN ACCORDANCE WITH BRITISH STANDARDS AND CURRENT BUILDING REGULATIONS.
- THE DRAWINGS ARE FOR THE PURPOSE OF ARCHITECTURAL INTENT. THEY ARE NOT CONSTRUCTION DOCUMENTS DO NOT SCALE FROM THE DRAWINGS FOR THE PURPOSE OF CONSTRUCTION.
- ALL CRITICAL DIMENSIONS TO BE VERIFIED IN FIELD BY CONTRACTOR BEFORE COMMENCING ANY WORK AND ANY DISCREPANCIES REPORTED TO THE DESIGNER IMMEDIATELY
- THIS DRAWING SHOULD BE READ IN CONJUNCTION WITH CONTRACT DOCUMENTS,PROJECT WORKING DRAWINGS, SPECIFICATIONS AND ALL CONSULTANTS/SPECIALIST/ ENGINEER'S DRAWINGS, DETAILS AND SPECIFICATIONS
- EXISTING BUILDINGS, STRUCTURES AND FEATURES ARE INDICATIVE AND DRAWN FOR ILLUSTRATION PURPOSE ONLY. ALL CRITICAL DIMENSION TO BE VERIFIED BY CONTRACTOR

ISSUE:

NO	DATE	ISSUE
1	25/06/26	Planning Application

PROJECT:

46 Mount Pleasant
Crescent
London N4 4HP

SHEET TITLE:

PROPOSED
ELEVATIONS AND
SECTIONS

SHEET NO:

PL-5