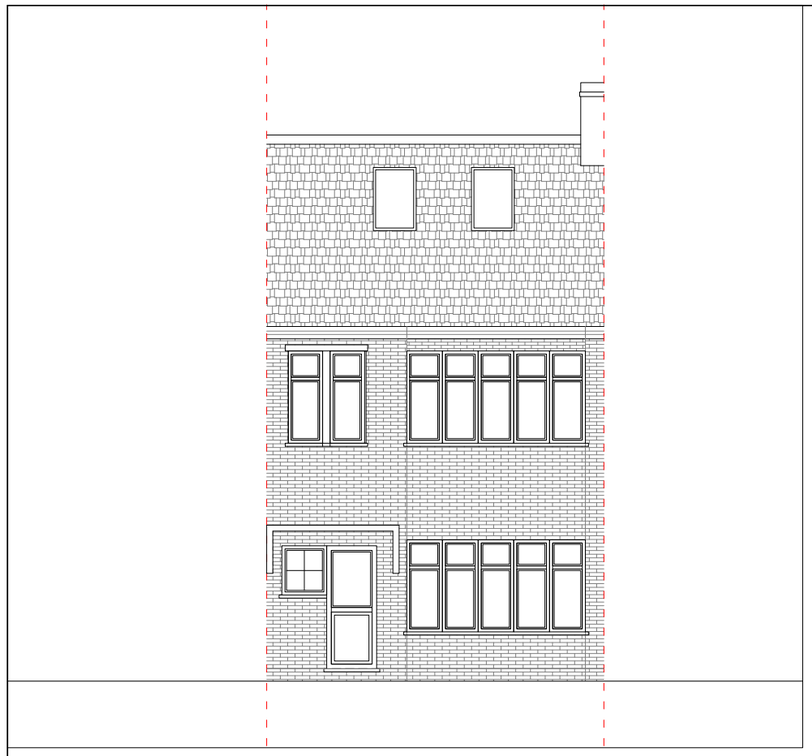

01
2110

Front Elevation

SCALE 1:100 @A3

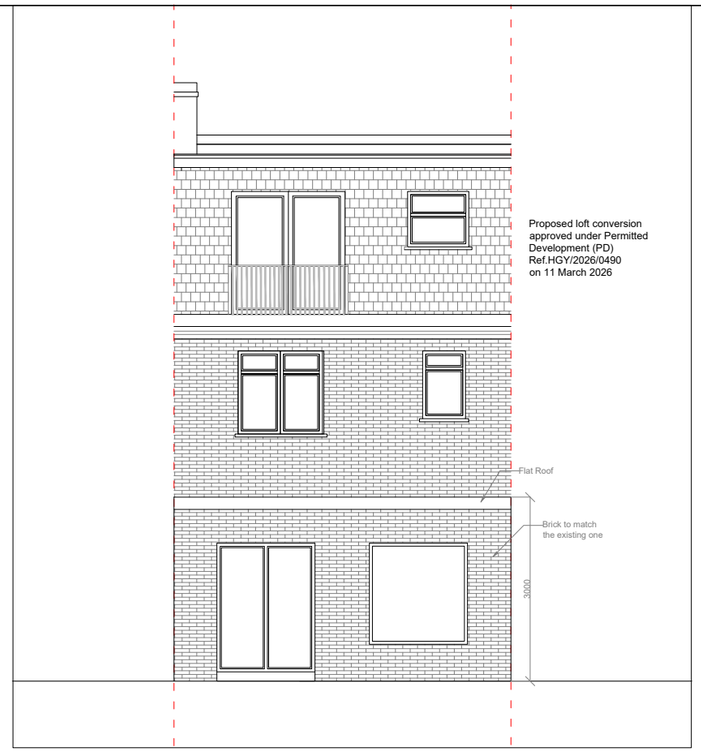

02
2110

Rear Elevation

SCALE 1:100 @A3

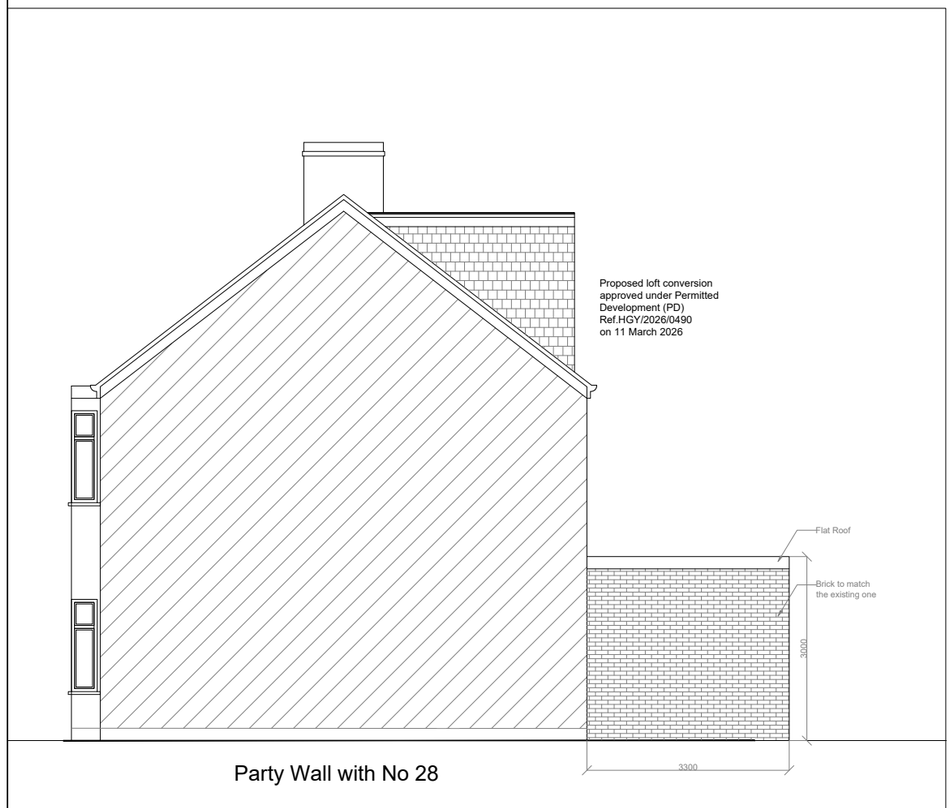

03
2110

Side Elevation A /Section

SCALE 1:100 @A3

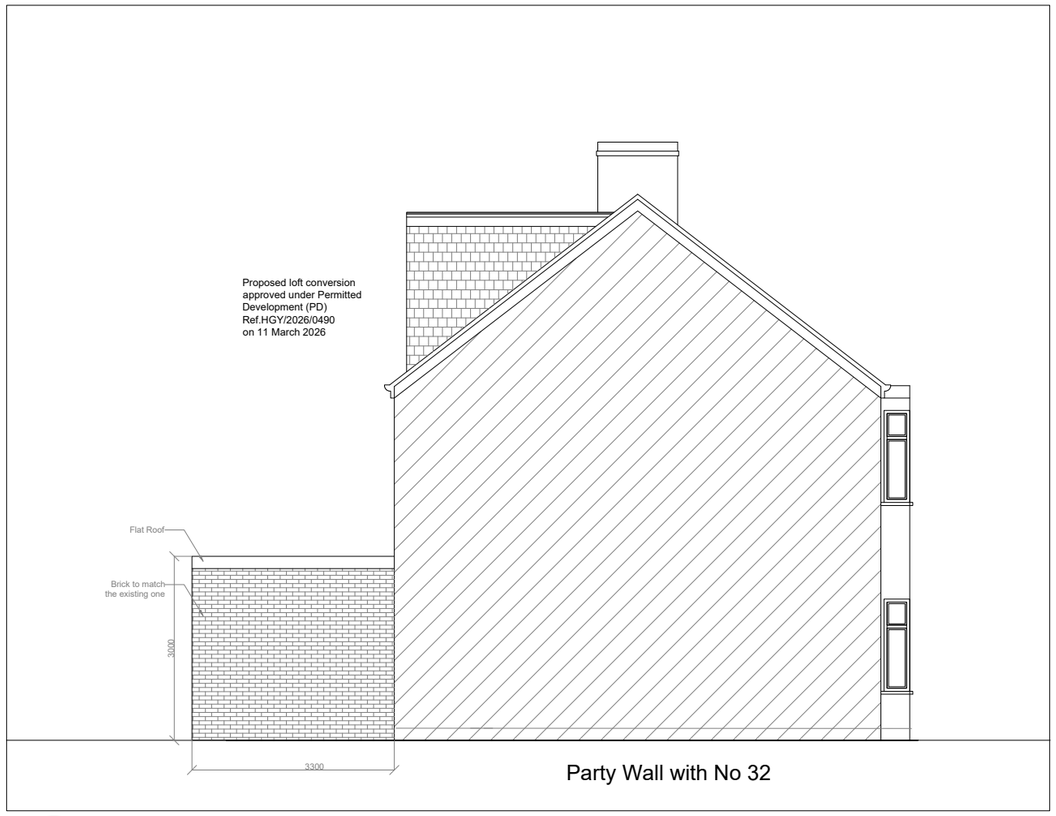

03
2110

Side Elevation B /Section

SCALE 1:100 @A3

Scale 1:100 @ A3

0 1 2 3 4 5 6 7 8 9 10

NOTES:

1. These drawings are subject to Planning and Building Regulations Approval and all other permissions required by the Local Authority prior to commencing building work. Works started without these consents are at your own risk.
2. The Contractor is to notify the local authority building control department at an appropriate time at all relevant stages of construction to carry out the necessary inspections.
3. All drawings should be read in conjunction with any third-party consultants drawings and specification.
4. All dimensions, levels and existing structure must be verified on site prior to commencement. The main contractor must not scale off the drawing for the purposes of ordering materials or prefabricated components. Any omissions or inaccuracies are to be reported and clarified with the architect and the client immediately for rectification. These drawings are intended as graphic information only. Due to the age of the premises, non-exposure of the structure, occupancy, building methods and materials used, some assumptions have been made necessary. All dimensions were provided by the client.
5. The Contractor is to carry out his own inspection to satisfy himself of the existing building conditions and to ensure that all the necessary builders work can be identified and quantified prior to the commencement of the works.

Rev.	Date	By	Notes
00	10/10/2026	KL	FIRST ISSUE

Project:
30 Mansfield Avenue
N15 4HW London

Drawing:
Proposed
Elevations & Sections

Drawing Number: AVH-091-2210 **Rev.** 00

Scale: 1:100 **ISO:** A3

PRIOR APPROVAL

Add Value Home
Architectural Advice and Design www.addvaluehome.com