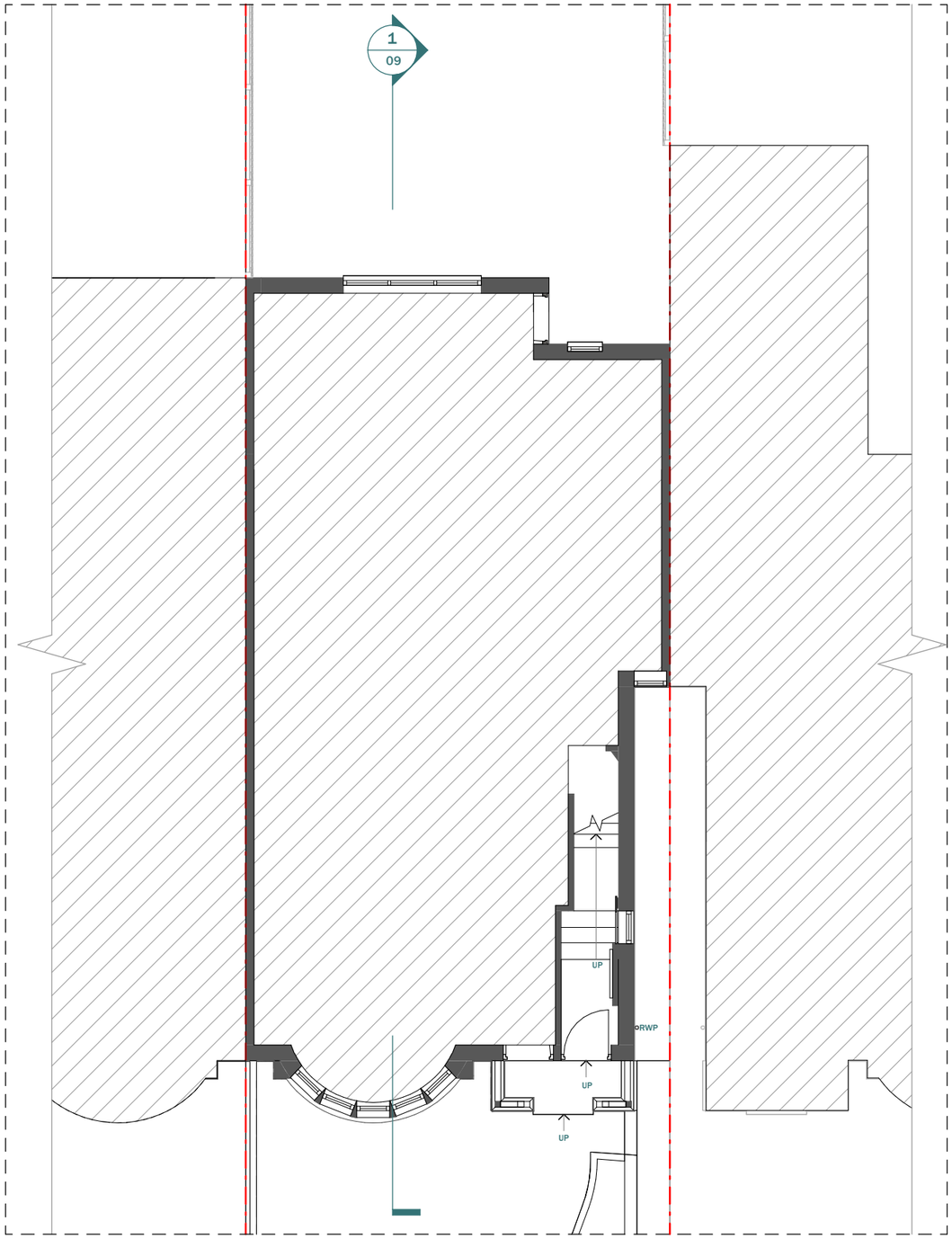

EXISTING GROUND FLOOR

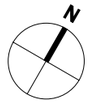

LEGEND:

- EXISTING WALL
- PROPOSED WALL
- DEMOLISHED LINE
- INVISIBLE LINE

Scale 1:100 @A3

1m 10m

extension architecture

1st Floor, Cobden House, 231 Roehampton Ln,
London SW15 4LB, United Kingdom
London SW11 3SX
Tel +44 20 3409 4215
www.extensionarchitecture.co.uk

This drawing is prepared solely for design and planning submission purposes. It is not intended or suitable for either building regulations or construction purposes and should not be used for such. All dimension shall be check and confirmed with site rep. and any discrepancies between the drawings and site shall be reported to PM. This drawing to be read in conjunction with engineers specification and details. For construction information please refer to all drawings and specification of works.

For any structural steelworks details please refer to structural engineer's drawings & calculations.

The copyright of the drawing and designs remains with Extension Architecture. All copies are only for information about the application, they may not be used for any other purpose without the express written permission of Extension Architecture.

CLIENT: David Regis	NOTES			SCALE: 1 : 100	DATE: 19/10/2026
PROJECT: 77 Alexandra Park Rd, N10 2DG	VERSION	DESCRIPTION	DATE	DRAWN: HD	VERSION
TITLE: Existing Ground Floor (Unchanged)				SHEET REF. NO: 77 APR -PL -01	

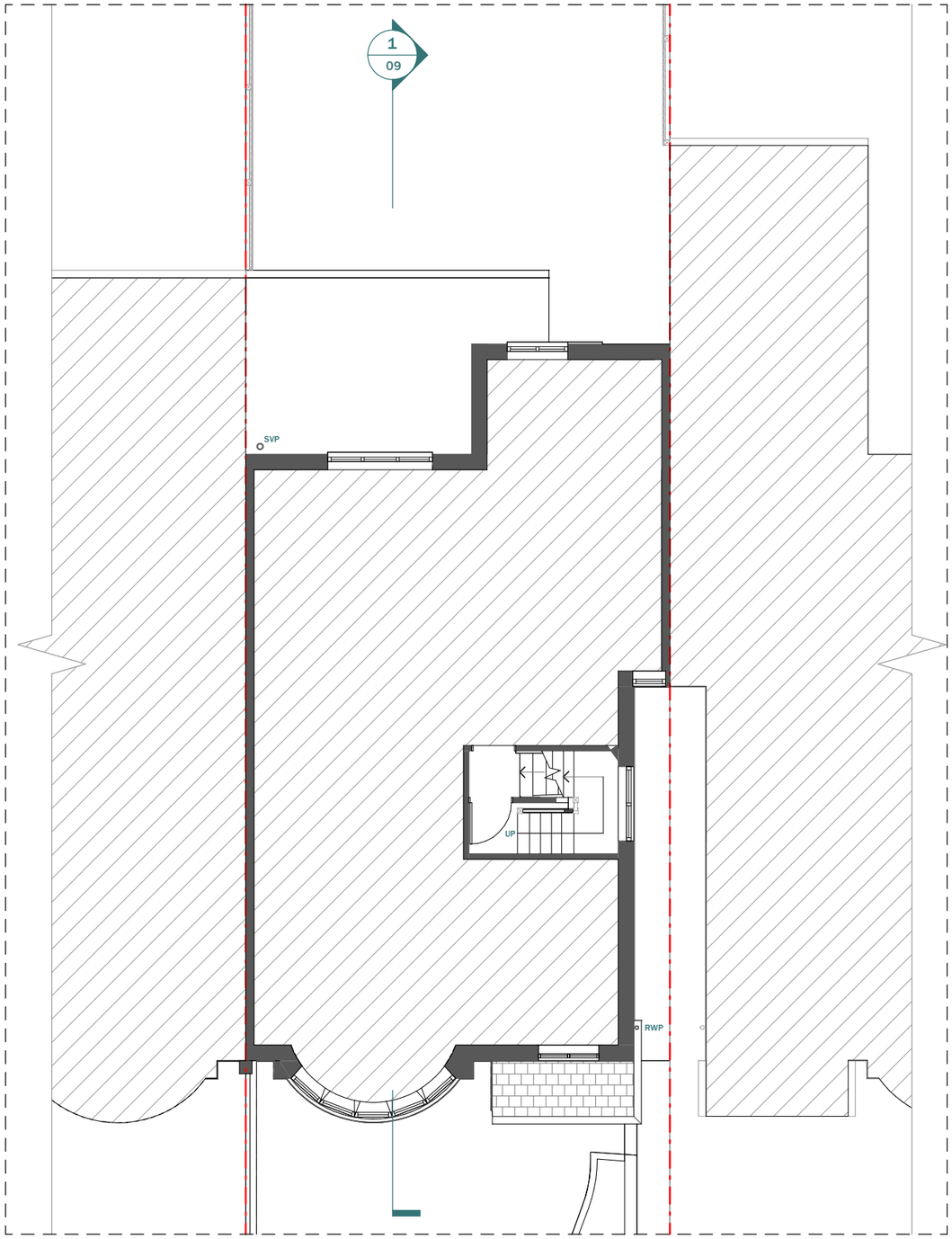

EXISTING FIRST FLOOR

N

LEGEND:

- EXISTING WALL
- PROPOSED WALL
- DEMOLISHED LINE
- INVISIBLE LINE

Scale 1:100 @A3

1m 10m

extension architecture

1st Floor, Cobden House, 231 Roehampton Ln,
London SW15 4LB, United Kingdom
London SW11 3SX
Tel +44 20 3409 4215
www.extensionarchitecture.co.uk

This drawing is prepared solely for design and planning submission purposes. It is not intended or suitable for either building regulations or construction purposes and should not be used for such. All dimension shall be check and confirmed with site rep. and any discrepancies between the drawings and site shall be reported to PM. This drawing to be read in conjunction with engineers specification and details. For construction information please refer to all drawings and specification of works.

For any structural steelworks details please refer to structural engineer's drawings & calculations.

The copyright of the drawing and designs remains with Extension Architecture. All copies are only for information about the application, they may not be used for any other purpose without the express written permission of Extension Architecture.

CLIENT: David Regis	NOTES			SCALE: 1 : 100	DATE: 19/10/2026
PROJECT: 77 Alexandra Park Rd, N10 2DG	VERSION	DESCRIPTION	DATE	DRAWN: HD	VERSION
TITLE: Existing First Floor (Unchanged)				SHEET REF. NO: 77 APR -PL -02	

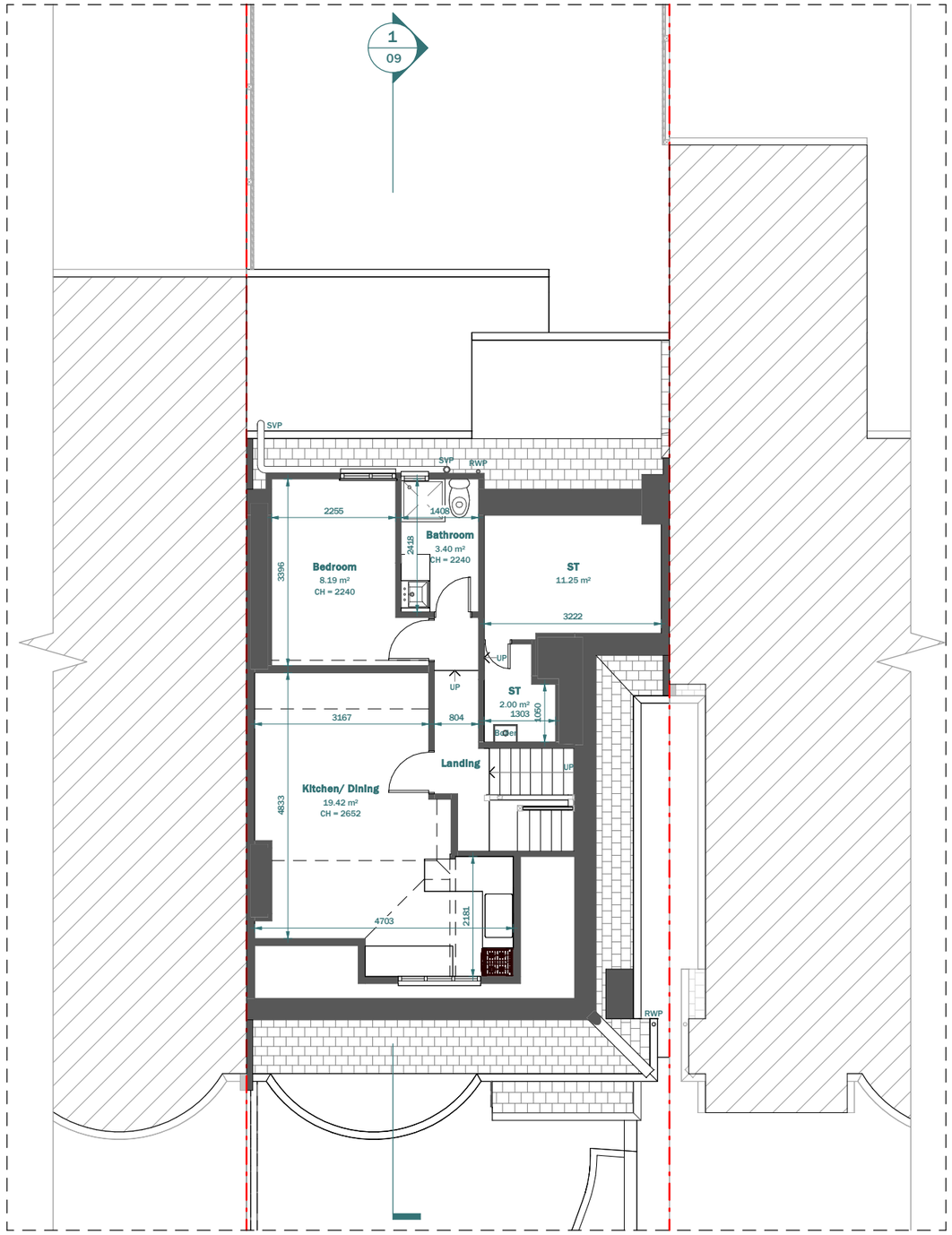

EXISTING LOFT FLOOR

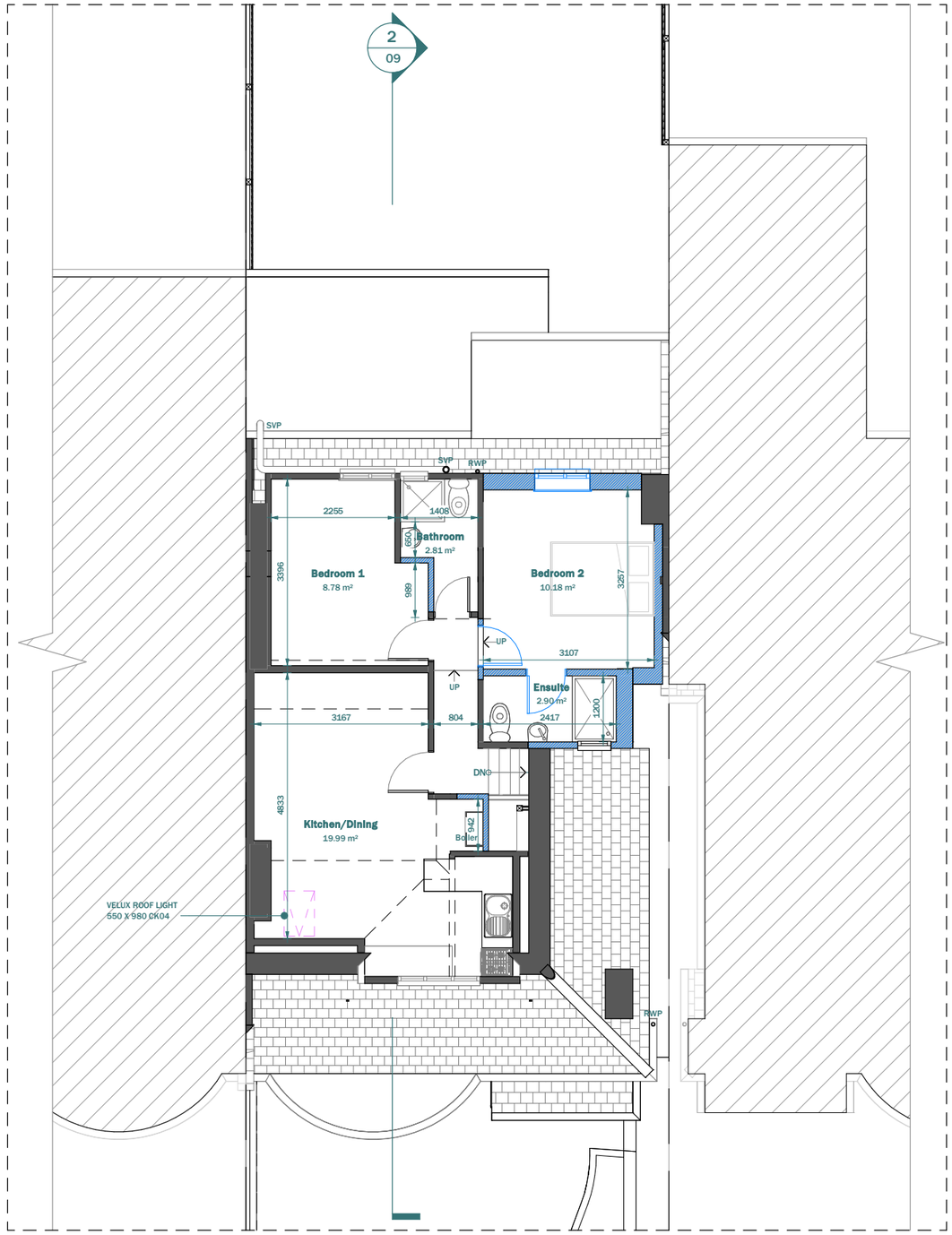

PROPOSED LOFT FLOOR

N

LEGEND:

- EXISTING WALL
- PROPOSED WALL
- DEMOLISHED LINE
- INVISIBLE LINE

Scale 1:100 @A3

1m 10m

extension architecture
1st Floor, Cobden House, 231 Roehampton Ln,
London SW15 4LB, United Kingdom
London SW11 3SX
Tel +44 20 3409 4215
www.extensionarchitecture.co.uk

This drawing is prepared solely for design and planning submission purposes. It is not intended or suitable for either building regulations or construction purposes and should not be used for such. All dimension shall be check and confirmed with site rep. and any discrepancies between the drawings and site shall be reported to PM. This drawing to be read in conjunction with engineers specification and details. For construction information please refer to all drawings and specification of works.

For any structural steelworks details please refer to structural engineer's drawings & calculations.

The copyright of the drawing and designs remains with Extension Architecture. All copies are only for information about the application, they may not be used for any other purpose without the express written permission of Extension Architecture.

CLIENT: David Regis	NOTES			SCALE: 1 : 100	DATE: 19/10/2026
PROJECT: 77 Alexandra Park Rd, N10 2DG	VERSION	DESCRIPTION	DATE	DRAWN: HD	VERSION
TITLE: Existing & Proposed Loft Floor				SHEET REF. NO: 77 APR -PL -03	

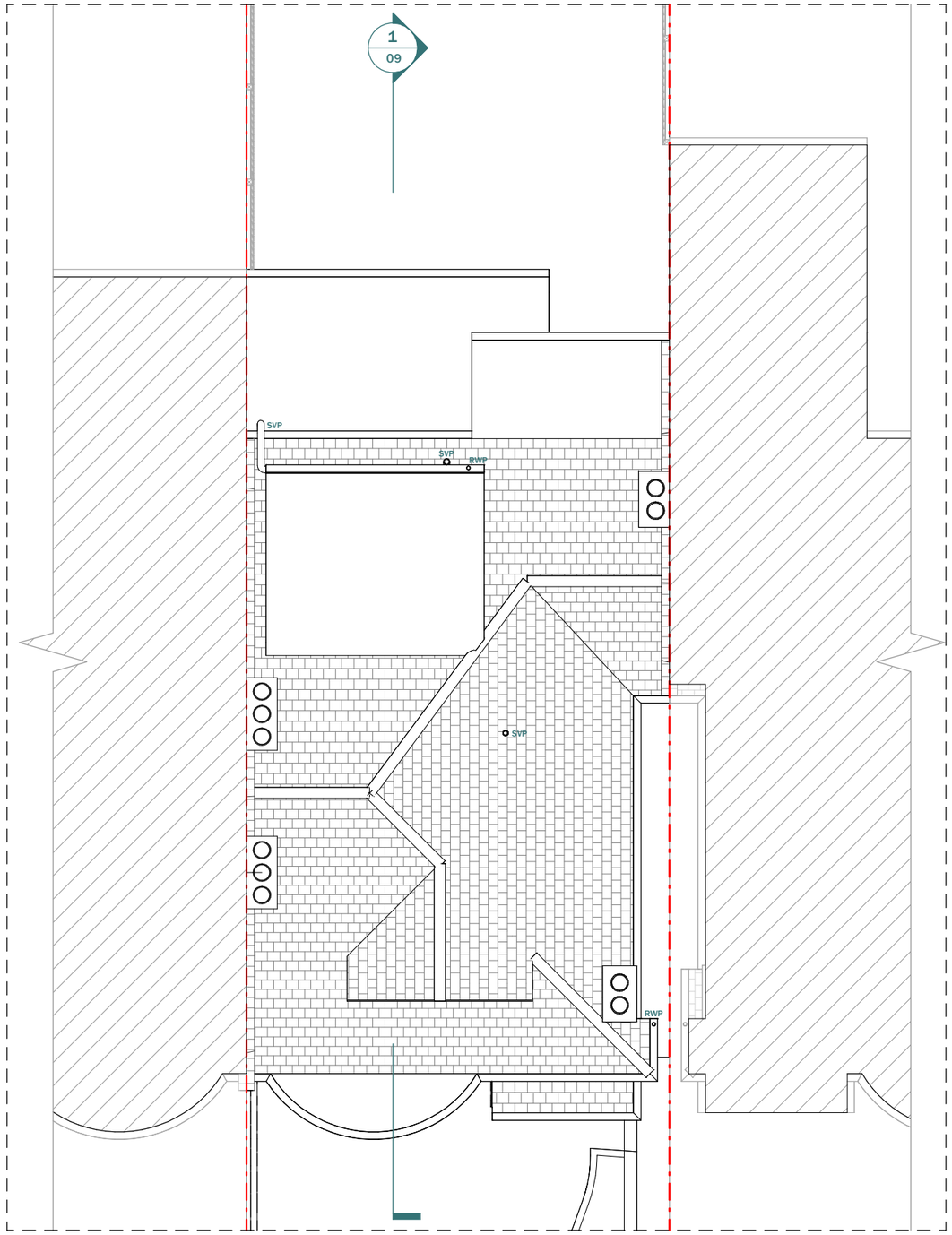

EXISTING ROOF FLOOR

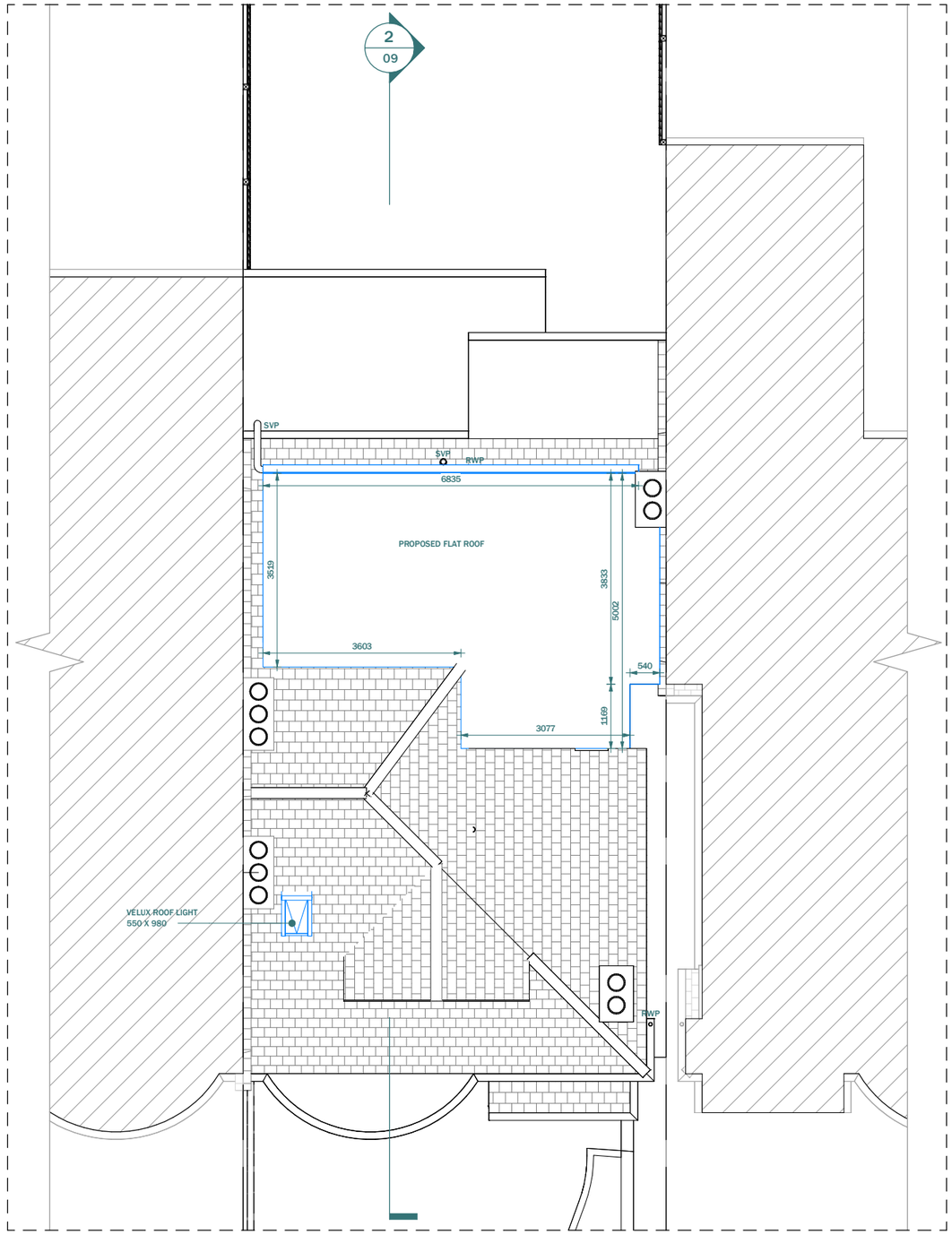

PROPOSED ROOF FLOOR

N

LEGEND:

- EXISTING WALL
- PROPOSED WALL
- DEMOLISHED LINE
- INVISIBLE LINE

Scale 1:100 @A3

1m 10m

extension architecture
1st Floor, Cobden House, 231 Roehampton Ln,
London SW15 4LB, United Kingdom
London SW11 3SX
Tel +44 20 3409 4215
www.extensionarchitecture.co.uk

This drawing is prepared solely for design and planning submission purposes. It is not intended or suitable for either building regulations or construction purposes and should not be used for such. All dimension shall be check and confirmed with site rep. and any discrepancies between the drawings and site shall be reported to PM. This drawing to be read in conjunction with engineers specification and details. For construction information please refer to all drawings and specification of works.

For any structural steelworks details please refer to structural engineer's drawings & calculations.

The copyright of the drawing and designs remains with Extension Architecture. All copies are only for information about the application, they may not be used for any other purpose without the express written permission of Extension Architecture.

CLIENT: David Regis	NOTES			SCALE: 1 : 100	DATE: 19/10/2026
PROJECT: 77 Alexandra Park Rd, N10 2DG	VERSION	DESCRIPTION	DATE	DRAWN: HD	VERSION
TITLE: Existing & Proposed Roof Plan				SHEET REF. NO: 77 APR -PL -04	



EXISTING FRONT ELEVATION

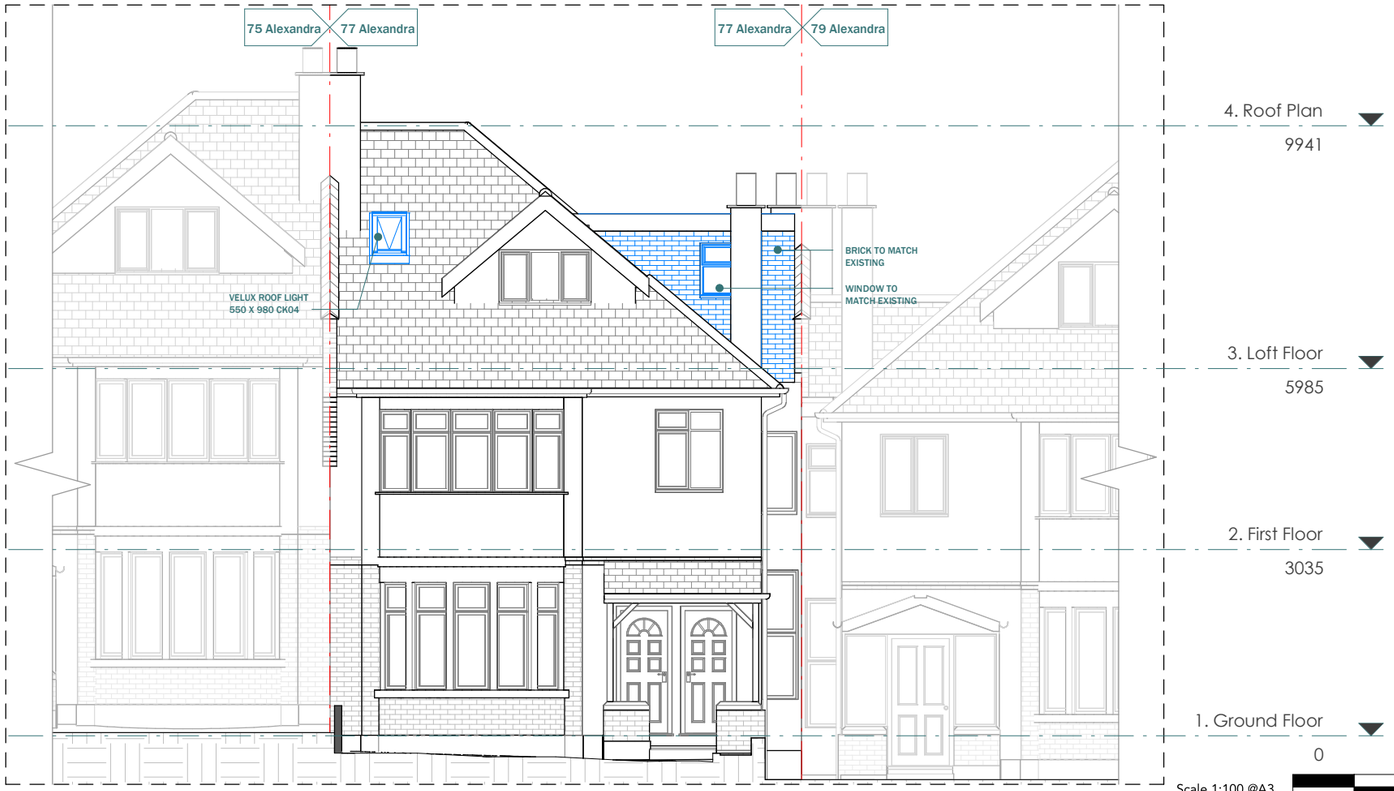

PROPOSED FRONT ELEVATION

Scale 1:100 @A3

1m 10m

extension architecture
1st Floor, Cobden House, 231 Roehampton Ln,
London SW15 4LB, United Kingdom
London SW11 3SX
Tel +44 20 3409 4215
www.extensionarchitecture.co.uk

This drawing is prepared solely for design and planning submission purposes. It is not intended or suitable for either building regulations or construction purposes and should not be used for such. All dimension shall be check and confirmed with site rep. and any discrepancies between the drawings and site shall be reported to PM. This drawing to be read in conjunction with engineers specification and details. For construction information please refer to all drawings and specification of works.

For any structural steelworks details please refer to structural engineer's drawings & calculations.

The copyright of the drawing and designs remains with Extension Architecture. All copies are only for information about the application, they may not be used for any other purpose without the express written permission of Extension Architecture.

CLIENT: David Regis	NOTES			SCALE: 1 : 100	DATE: 19/10/2026
PROJECT: 77 Alexandra Park Rd, N10 2DG	VERSION	DESCRIPTION	DATE	DRAWN: HD	VERSION
TITLE: Existing & Proposed Front Elevation				SHEET REF. NO: 77 APR -PL -05	

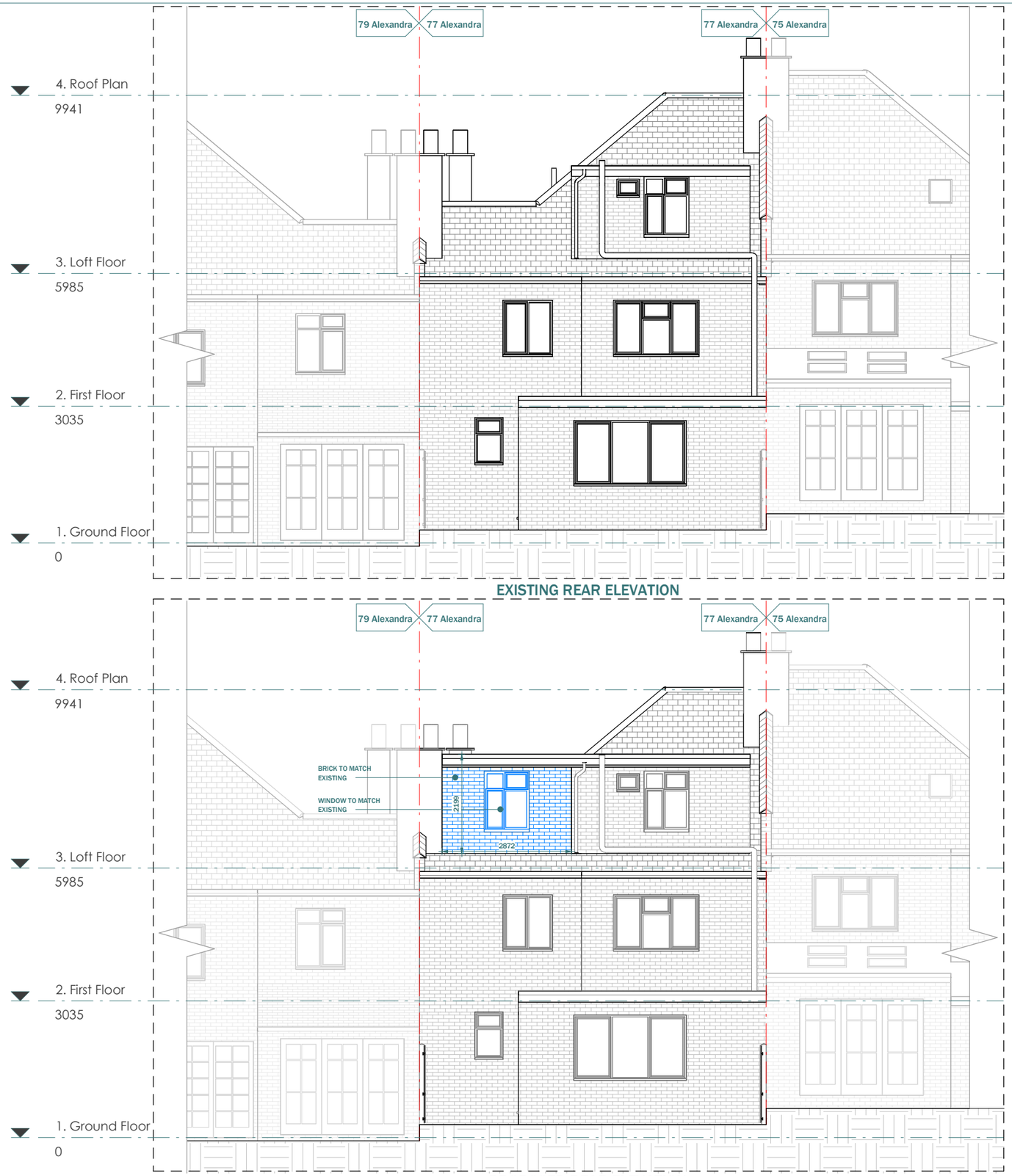

EXISTING REAR ELEVATION

PROPOSED REAR ELEVATION

Scale 1:100 @A3

1m 10m

extension architecture

1st Floor, Cobden House, 231 Roehampton Ln,
London SW15 4LB, United Kingdom
London SW11 3SX
Tel +44 20 3409 4215
www.extensionarchitecture.co.uk

This drawing is prepared solely for design and planning submission purposes. It is not intended or suitable for either building regulations or construction purposes and should not be used for such. All dimension shall be check and confirmed with site rep. and any discrepancies between the drawings and site shall be reported to PM. This drawing to be read in conjunction with engineers specification and details. For construction information please refer to all drawings and specification of works.

For any structural steelworks details please refer to structural engineer's drawings & calculations.

The copyright of the drawing and designs remains with Extension Architecture. All copies are only for information about the application, they may not be used for any other purpose without the express written permission of Extension Architecture.

CLIENT: David Regis	NOTES			SCALE: 1 : 100	DATE: 19/10/2026
PROJECT: 77 Alexandra Park Rd, N10 2DG	VERSION	DESCRIPTION	DATE	DRAWN: HD	VERSION
TITLE: Existing & Proposed Rear Elevation				SHEET REF. NO: 77 APR -PL -06	

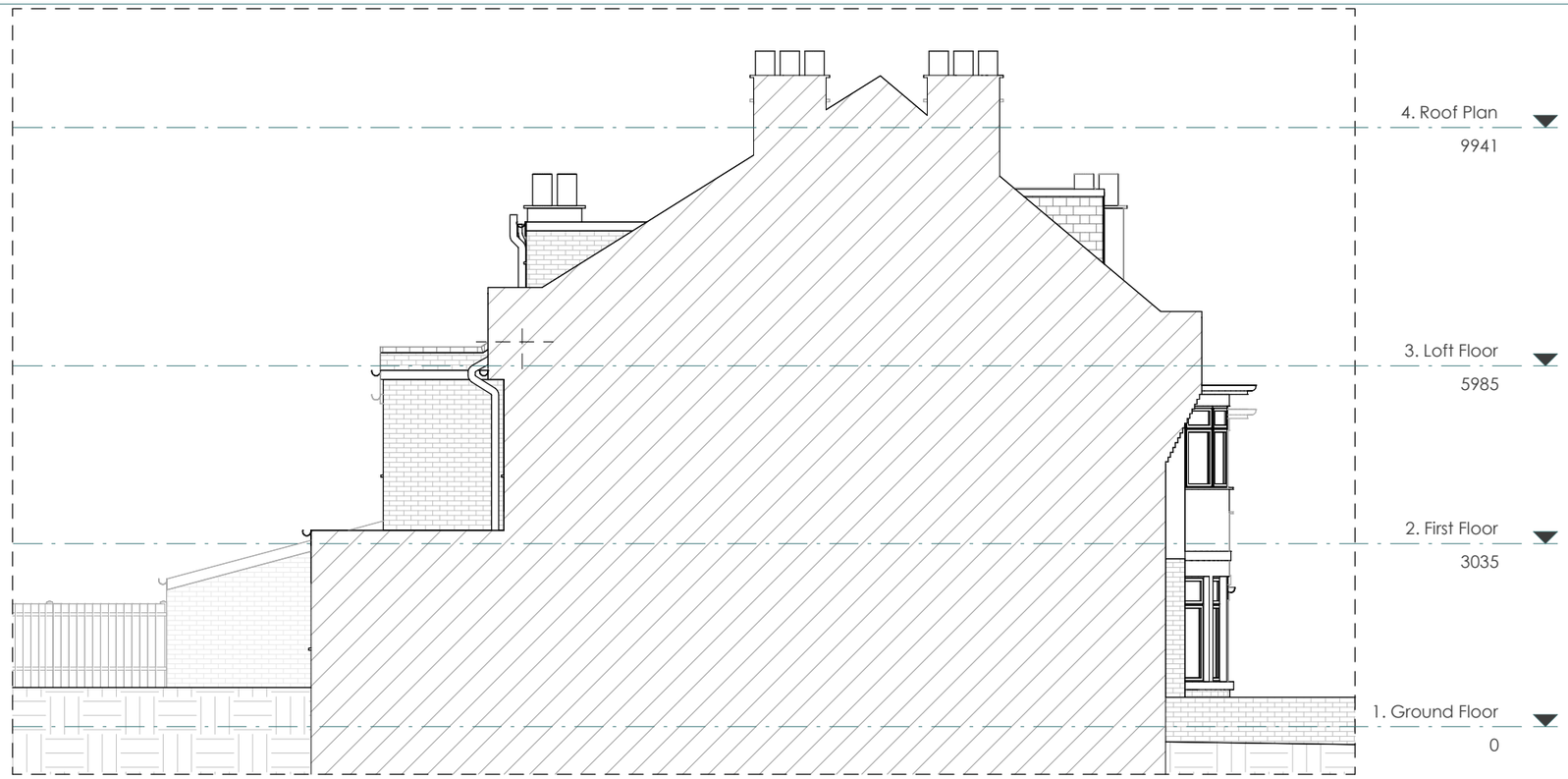

EXISTING LEFT ELEVATION

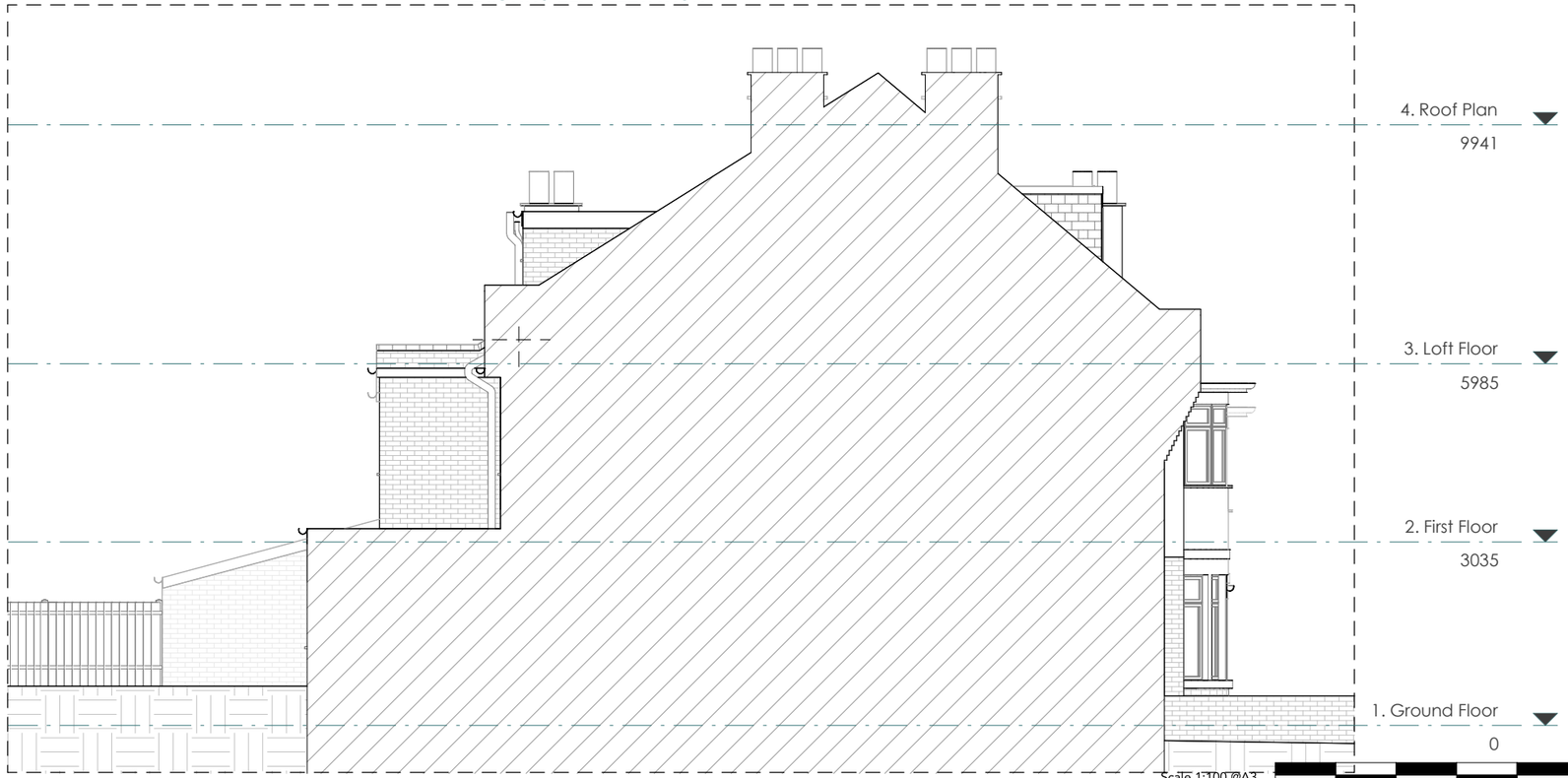

PROPOSED LEFT ELEVATION

Scale 1:100 @A3

1m 10m

extension architecture

1st Floor, Cobden House, 231 Roehampton Ln,
London SW15 4LB, United Kingdom
London SW11 3SX
Tel +44 20 3409 4215
www.extensionarchitecture.co.uk

This drawing is prepared solely for design and planning submission purposes. It is not intended or suitable for either building regulations or construction purposes and should not be used for such. All dimension shall be check and confirmed with site rep. and any discrepancies between the drawings and site shall be reported to PM. This drawing to be read in conjunction with engineers specification and details. For construction information please refer to all drawings and specification of works.

For any structural steelworks details please refer to structural engineer's drawings & calculations.

The copyright of the drawing and designs remains with Extension Architecture. All copies are only for information about the application, they may not be used for any other purpose without the express written permission of Extension Architecture.

CLIENT: David Regis	NOTES			SCALE: 1 : 100	DATE: 19/10/2026
PROJECT: 77 Alexandra Park Rd, N10 2DG	VERSION	DESCRIPTION	DATE	DRAWN: HD	VERSION
TITLE: Existing & Proposed Left Elevation				SHEET REF. NO: 77 APR -PL -07	



EXISTING RIGHT ELEVATION

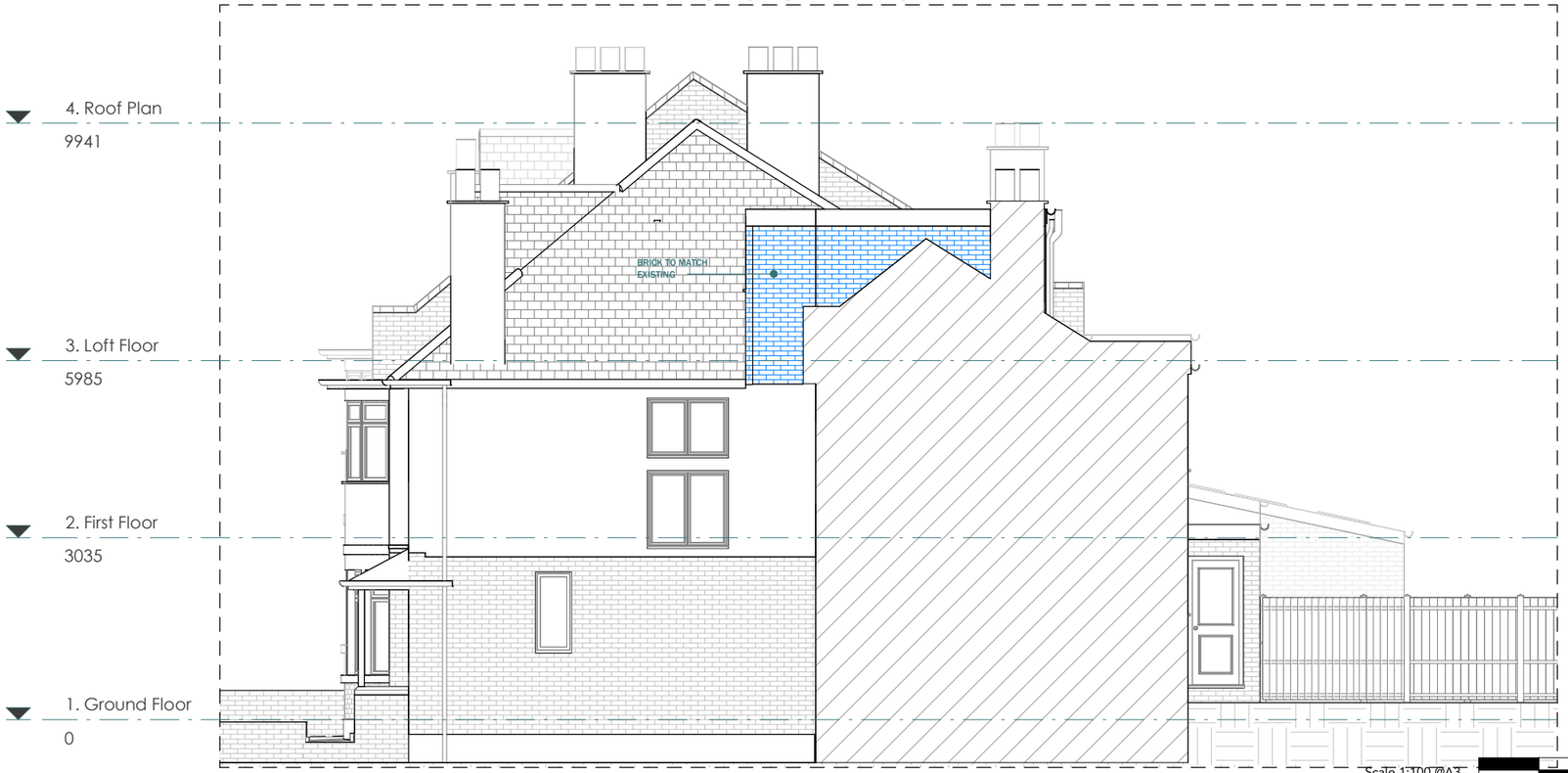

PROPOSED RIGHT ELEVATION

Scale 1:100 @A3

1m 10m

extension architecture

1st Floor, Cobden House, 231 Roehampton Ln,
London SW15 4LB, United Kingdom
London SW11 3SX
Tel +44 20 3409 4215
www.extensionarchitecture.co.uk

This drawing is prepared solely for design and planning submission purposes. It is not intended or suitable for either building regulations or construction purposes and should not be used for such. All dimension shall be check and confirmed with site rep. and any discrepancies between the drawings and site shall be reported to PM. This drawing to be read in conjunction with engineers specification and details. For construction information please refer to all drawings and specification of works.

For any structural steelworks details please refer to structural engineer's drawings & calculations.

The copyright of the drawing and designs remains with Extension Architecture. All copies are only for information about the application, they may not be used for any other purpose without the express written permission of Extension Architecture.

CLIENT: David Regis	NOTES			SCALE: 1 : 100	DATE: 19/10/2026
PROJECT: 77 Alexandra Park Rd, N10 2DG	VERSION	DESCRIPTION	DATE	DRAWN: HD	VERSION
TITLE: Existing & Proposed Right Elevation				SHEET REF. NO: 77 APR -PL -08	

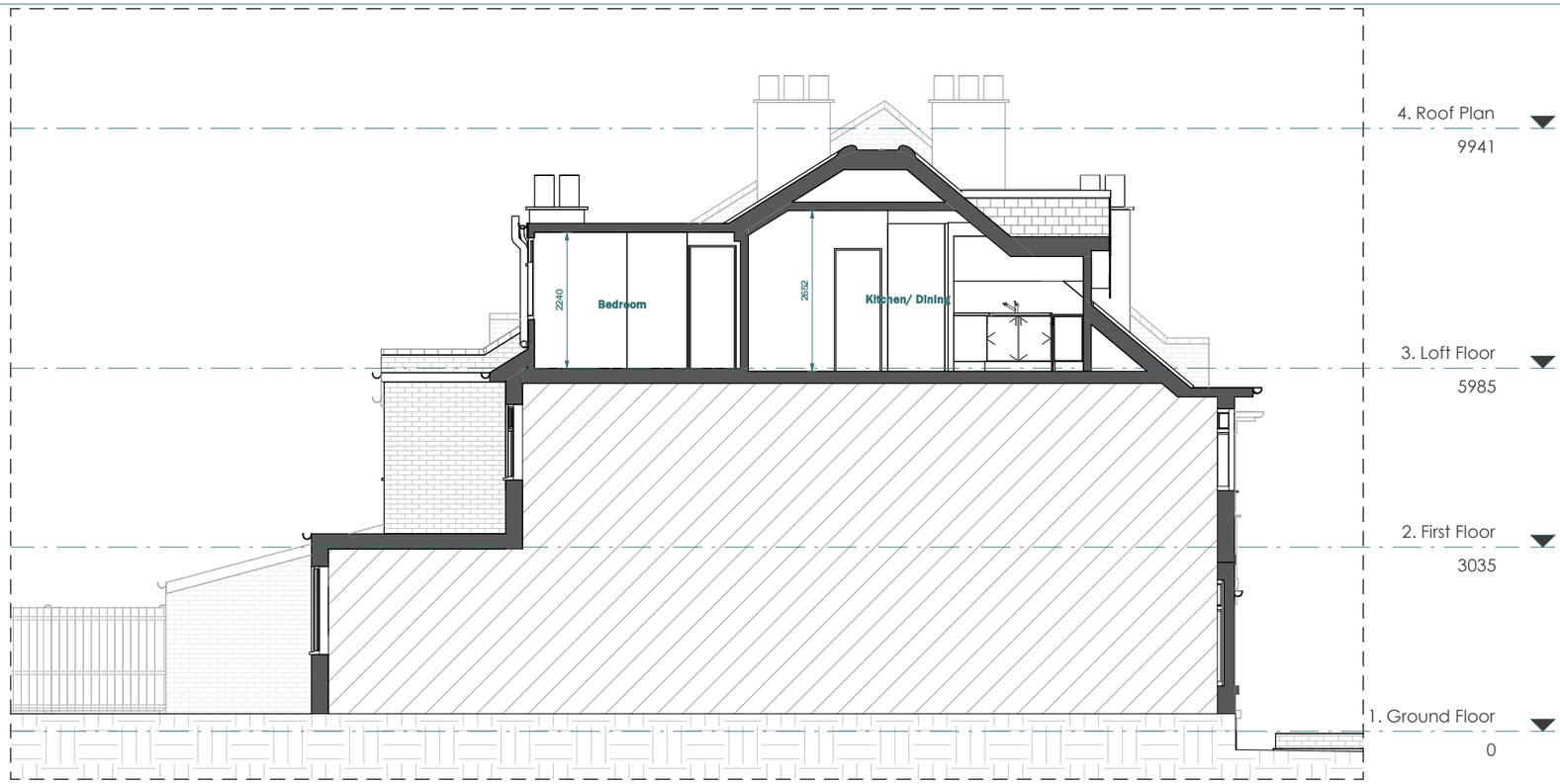

EXISTING SECTION A - A

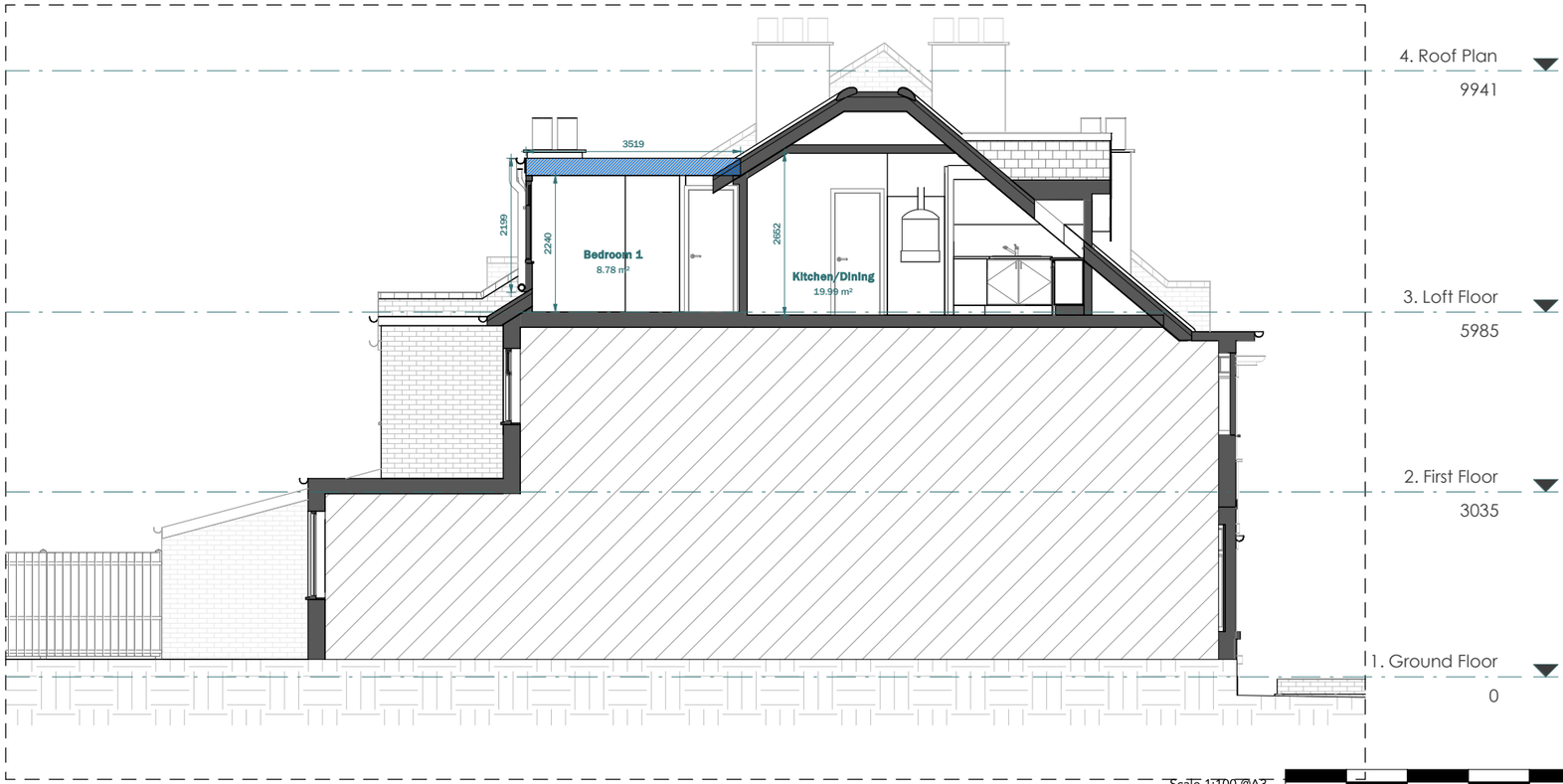

PROPOSED SECTION A - A

LEGEND:

- EXISTING WALL
- PROPOSED WALL
- DEMOLISHED LINE
- INVISIBLE LINE

Scale 1:100 @A3

1m 10m

extension architecture

1st Floor, Cobden House, 231 Roehampton Ln,
London SW15 4LB, United Kingdom
London SW11 3SX
Tel +44 20 3409 4215
www.extensionarchitecture.co.uk

This drawing is prepared solely for design and planning submission purposes. It is not intended or suitable for either building regulations or construction purposes and should not be used for such. All dimension shall be check and confirmed with site rep. and any discrepancies between the drawings and site shall be reported to PM. This drawing to be read in conjunction with engineers specification and details. For construction information please refer to all drawings and specification of works.

For any structural steelworks details please refer to structural engineer's drawings & calculations.

The copyright of the drawing and designs remains with Extension Architecture. All copies are only for information about the application, they may not be used for any other purpose without the express written permission of Extension Architecture.

CLIENT: David Regis	NOTES			SCALE: 1 : 100	DATE: 19/10/2026
PROJECT: 77 Alexandra Park Rd, N10 2DG	VERSION	DESCRIPTION	DATE	DRAWN: HD	VERSION
TITLE: Existing & Proposed Section A - A				SHEET REF. NO: 77 APR -PL -09	