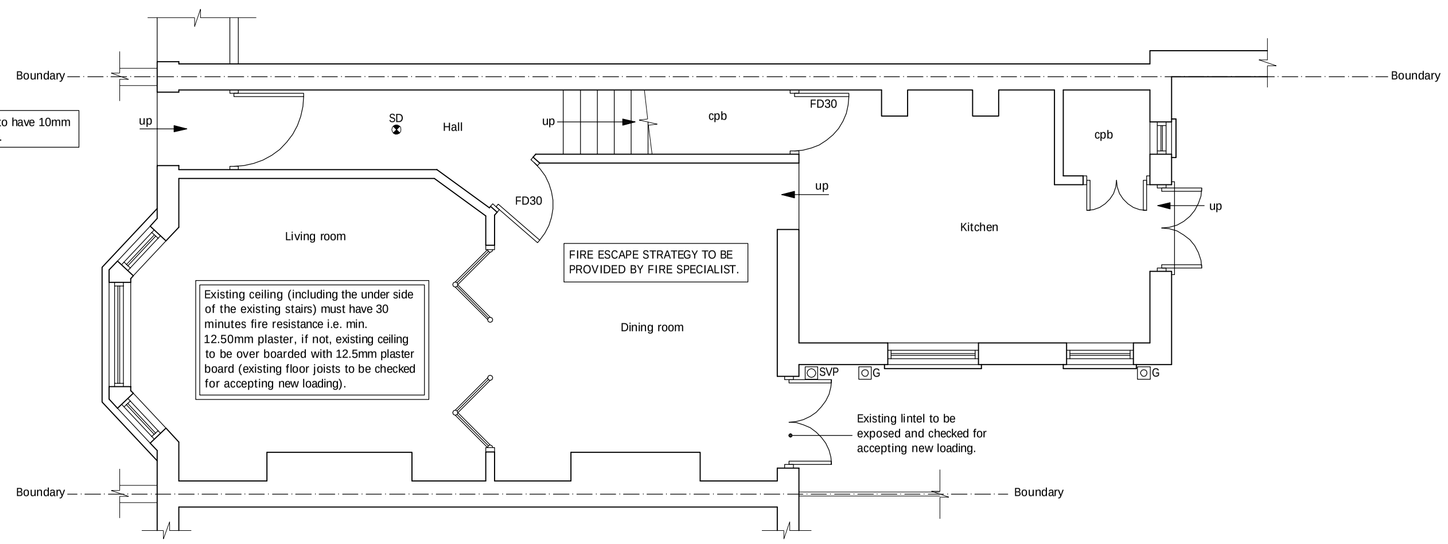

PROPOSED GROUND FLOOR PLAN
scale 1:50

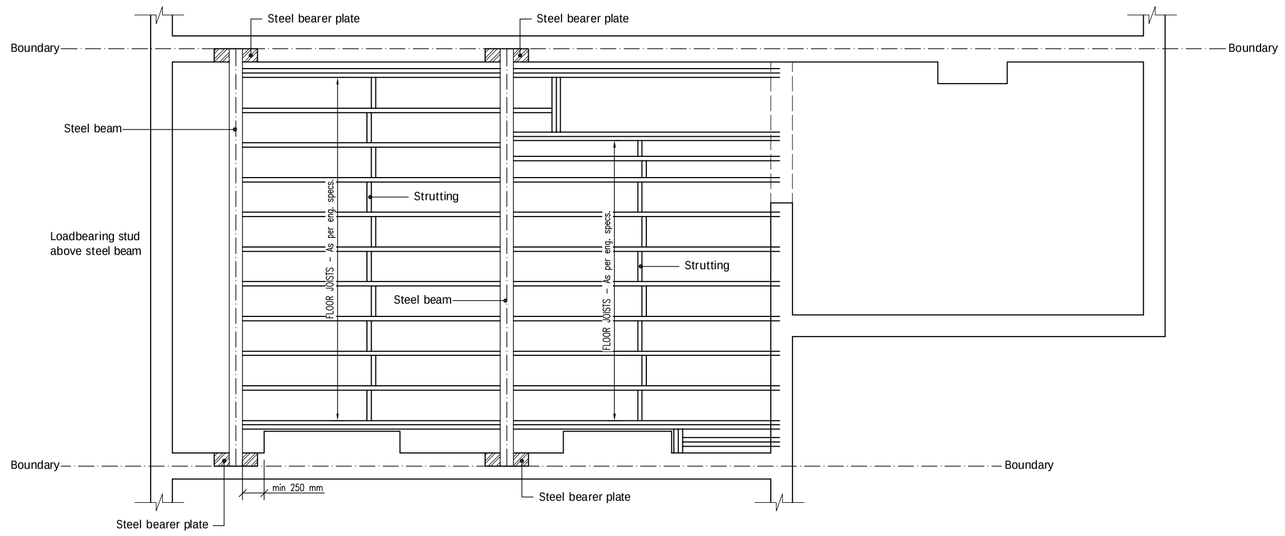

STEEL WORK AND JOISTS LAYOUT
scale 1:50

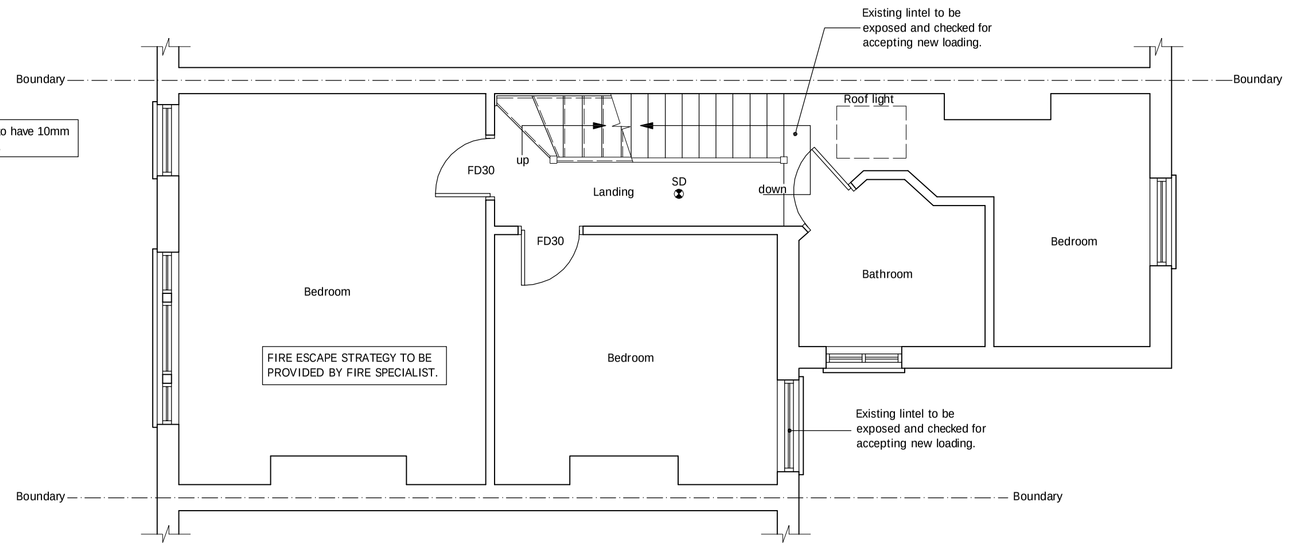

PROPOSED FIRST FLOOR PLAN
scale 1:50

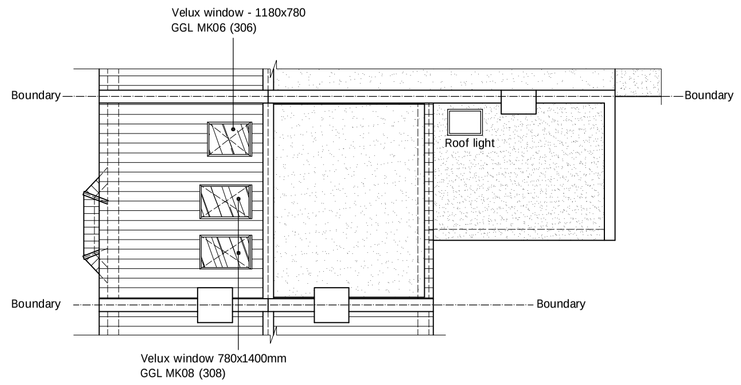

PROPOSED ROOF PLAN
scale 1:100

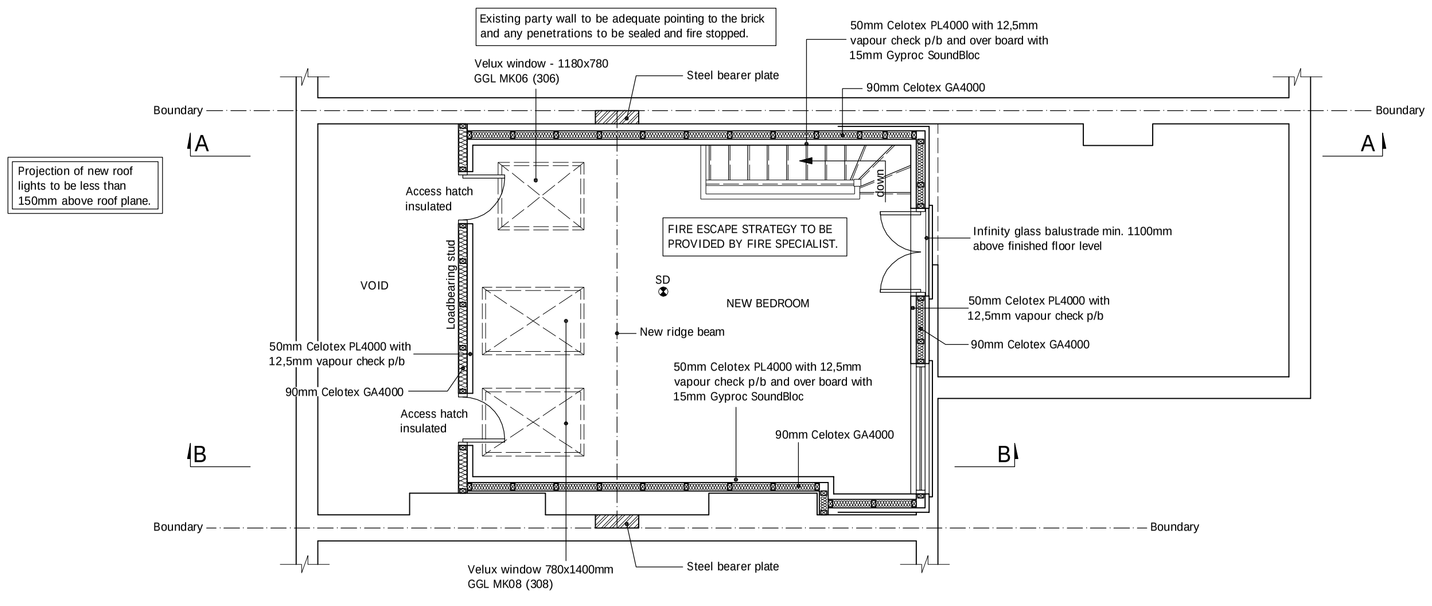

PROPOSED ATTIC FLOOR PLAN
scale 1:50

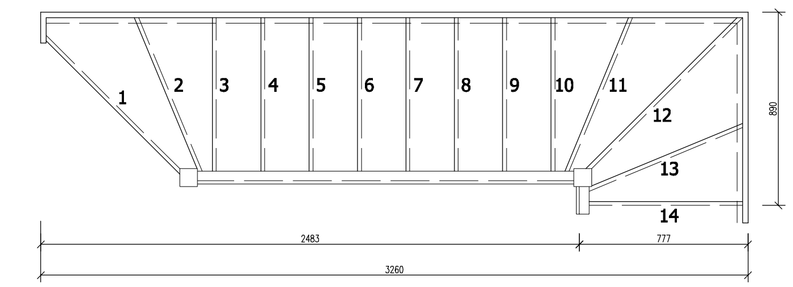

STAIR DETAIL
scale 1:20

1:20
400mm 0 400mm 800mm 1200mm 1600mm 2000mm

1:50
1m 0 1m 2m 3m 4m 5m

1:100
2m 0 2m 4m 6m 8m 10m

DRAWING STATUS: PLANNING

FOR PLANNING AND BUILDING CONTROL APPROVAL ONLY NOT FOR CONSTRUCTION

DPL
Architectural Design Studio
Tel.No. 07838 135 957
www.discountplanstd.com
discountplanstd@gmail.com

GENERAL NOTES:
Any dimensions shown are indicative only and are subject to verification on site. The contractor to set out, check and co-ordinate all dimensions on site during the course of the works and prior to setting out on site. This drawing to be read in conjunction with all other Architect's and Engineer's drawings, Structural Engineers calculations and any specialist supplier's approved drawings.

Prior to commencement of building works the contractor or homeowner is responsible and should:-
1. Ensure that all working drawings and calculations are completed, approved by Building Control or Planning Departmenta & that they are the current revised drawings before any works start on site by means of certification in writing.
2. Inform and register with the Building control department that the works are about to commence on site after receiving all approved documents and that they are aware of any conditions that may be imposed on the permissions.
3. Verify boundary lines & ground conditions including checking positions and new connections of all gas, electrical, water & other services drainage ect. within the site prior to the commencement of excavations. Owner is responsible for establishing own boundary lines as DPL are not responsible for checking land ownership even if drawings have been approved by the planning and building control departments. A land search should be carried out by the owner/developer prior to any work. Party wall surveyor should be employed where applicable.
4. Owner is responsible for purchasing additional materials and covering extra engineering design costs for any additional structural design change on site from the start to end of building works requested by building control or any other third party's instruction during building works.
5. Request a copy of the Party Wall Award where works affect party wall or involve excavations within 3 metere of adjoining buildings or building over a public sewer. (clients responsibility)

1. Where works involve demolition to ensure that all elements of the building and adjoining structures are accounted for and that all necessary propping and temporary supports are in place. "do not scale off this drawing as the scaling may be off" Works carried under a building notice or prior to planning approval are at the contractors/owners risk.
2. All DPL drawings must be approved before works commence. Builders/homeowners' building without plans being approved by DPL and the building control departments are fully responsible for the likelihood of condemned works or breach in planning permission.
3. Any discrepancies, either between written and site dimensions or between this drawing and other consultant's or suppliers drawings, should be brought to the immediate attention of DPL before executing the structural, drainage, mechanical and electrical works. This includes types of materials if materials shown on drawings do not match which DPL have specified DPL will not be liable for any costs incurred. Any proposed alternative construction methods or materials to made as an alternative design can be rechecked and approved by building control or the engineer before works can commence. Foundation design depth must be approved in writing by Building Control prior to pouring.
4. All of DPL structural designs are subject to footings being 1m deep, if however the existing foundation is different a trial-hole will need to be dug to establish the existing foundation type and building control will need to advise on a suitable foundation design solution. Existing foundations may require underpinning, a raft or piled foundation, this will need to be designed by an engineer with an additional cost being implemented.
5. All wall/s which have been designed to be removed on plans are to be checked on site by building control inspector/builder for load bearing or non-load bearing status before purchase of steel/s. If non-load bearing then steel's should not be ordered. No refund or claim can be given against DPL on the design/materials charged for these steel/s.

An inspection of the underground drainage was not possible on survey. Contractor should check drainage runs and invert levels prior to starting work on site and notify building control of results. ALL DRAINAGE SHOWN IS ASSUMED AND MUST BE VERIFIED BY CONTRACTOR.

TERMS – this drawing has been created by DISCOUNT PLANS LTD for the "client" only, and is bound to the contract and mandate terms between both party's in which a signed contract for creation of works involving person-working hours for this drawing has been made, no refund will be given after 7 days of drawings being issued. Party's relating to this project for whatever reason can be made against DPL.

Discount Plans LTD hold full copyright of this material and have the full right to control the use of these works, any company, department or individual without these rights will be liable for any infringement brought against them. client accepting these terms has agreed on all the above by signing contract between both party's and understands that no refunds can be given. All works to be carried out in accordance with the latest appropriate codes of practice and to comply with current building regulations.

SITE ADDRESS
156 HERMITAGE ROAD, LONDON, N4 1NL

DRAWING TITLE
PROPOSED DRAWINGS

SCALE as shown @ A1 | DRAWN HEAD OFFICE

DRAWING Number. DPL.02. | REVISION A | DATE 30. SEPT. 2026