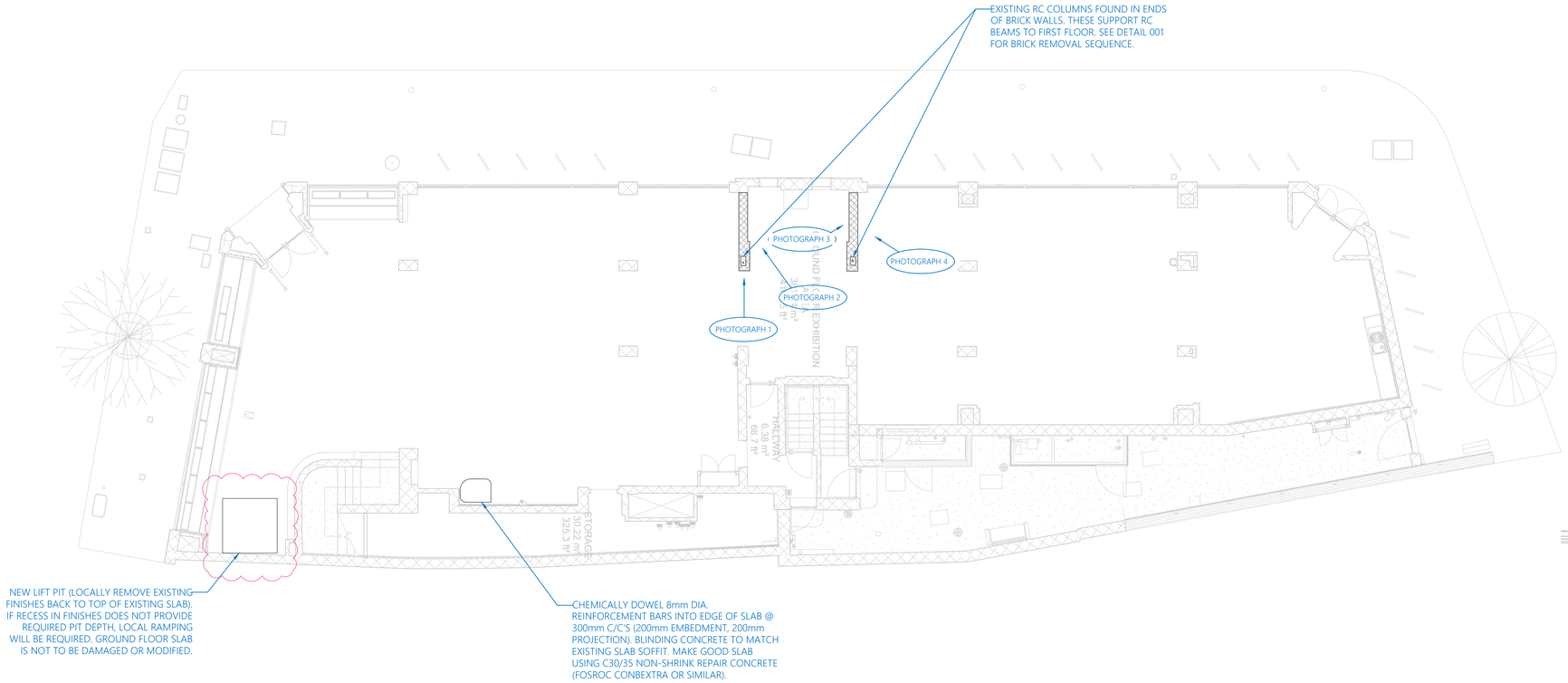

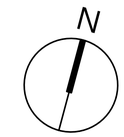

0 1M 2M 4M

1:100

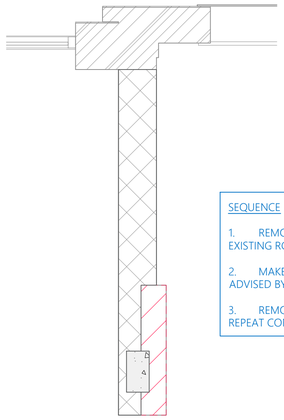

SEQUENCE 1

SEQUENCE

1. REMOVE FACING BRICK TO ONE SIDE OF EXISTING RC COLUMN TO CHECK CONDITION.

2. MAKE GOOD ANY CONCRETE REPAIRS AS ADVISED BY THE STRUCTURAL ENGINEER.

3. REMOVE REMAINING BRICKWORK AND REPEAT CONCRETE REPAIRS (IF REQUIRED).

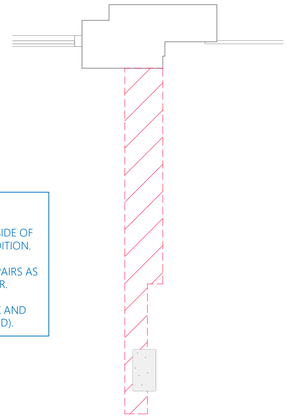

SEQUENCE 2 & 3

DETAIL 001
BRICK REMOVAL SEQUENCE
1:25



PHOTOGRAPH 1
WALL 1 END VIEW



PHOTOGRAPH 2
WALL 1 SIDE VIEW



PHOTOGRAPH 3
WALL 2 SIDE VIEW



PHOTOGRAPH 4
WALL 2 SIDE VIEW

Status	Date	Description	By
P02	17/09/2026	RIBA Stage 3 Issue - Revised as Clouded. Lift Position Updated.	S.K.
P01	25/08/2026	RIBA Stage 3 Issue	S.K.

Copyright

MOSAIC
CIVIL & STRUCTURAL ENGINEERS

76 beckenham road | london | br3 4rh

Client
PPR ESTATES

Project
8 THE BROADWAY, CROUCH END - LONDON

Title
EXISTING GROUND FLOOR GA SHOWING NEW STRUCTURAL MODIFICATIONS

Status
RIBA STAGE 3

Designed By	Checked By	Mosaic Ref.
J.P.	A.B.	25125
Drawn By	Date	Scales
S.K.	AUG 26	1:100 @ A1 U.N.O.

Project Ref. - Originator - Volume - Level - Type - Role - Drawing Number	Revision
25125-MOS-XX-00-DR-S-1000	P02