NOTES

1. THIS DRAWING IS TO BE READ IN CONJUNCTION WITH ALL RELEVANT ARCHITECT'S AND M&E DRAWINGS TOGETHER WITH THE SPECIFICATION.
2. DO NOT SCALE THIS DRAWING.
3. THIS DRAWING IS BASED ON SURVEY DRAWING BY MALTBY SURVEYS LTD DATED DECEMBER 2024 AND IS ASSUMED TO BE CORRECT.
4. EXTENT OF PANORAMA ROOM SHOWN INDICATIVELY. FULL EXTENT OF NEW HARD STANDING TO BE CONFIRMED ON SITE.

1 PHASE 1A - ADD CENTRAL COLUMNS UNDER EXISTING CAST IRON BEAMS

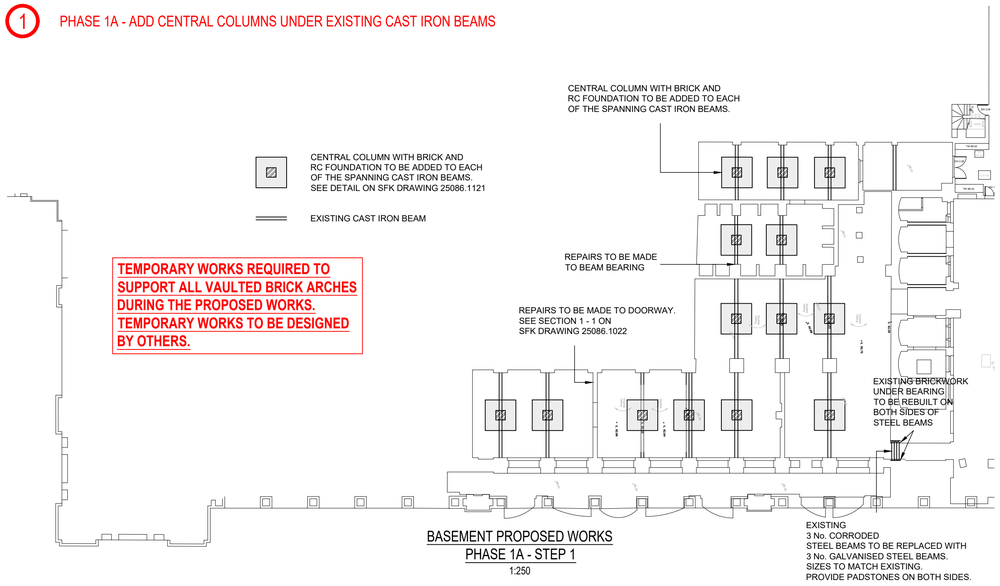

BASEMENT PROPOSED WORKS
PHASE 1A - STEP 1
1:250

2 PHASE 1B - REMOVE EXISTING HARD STANDING

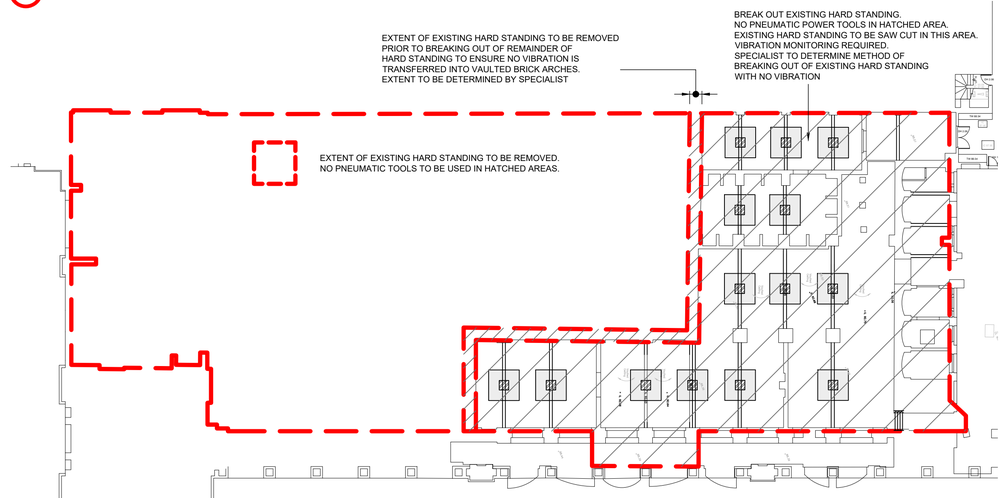

BASEMENT PROPOSED WORKS
PHASE 1B - STEP 2
1:250

3 PHASE 1B - REPLACE EXISTING PRECAST PLANKS + PROVIDE NEW SLAB

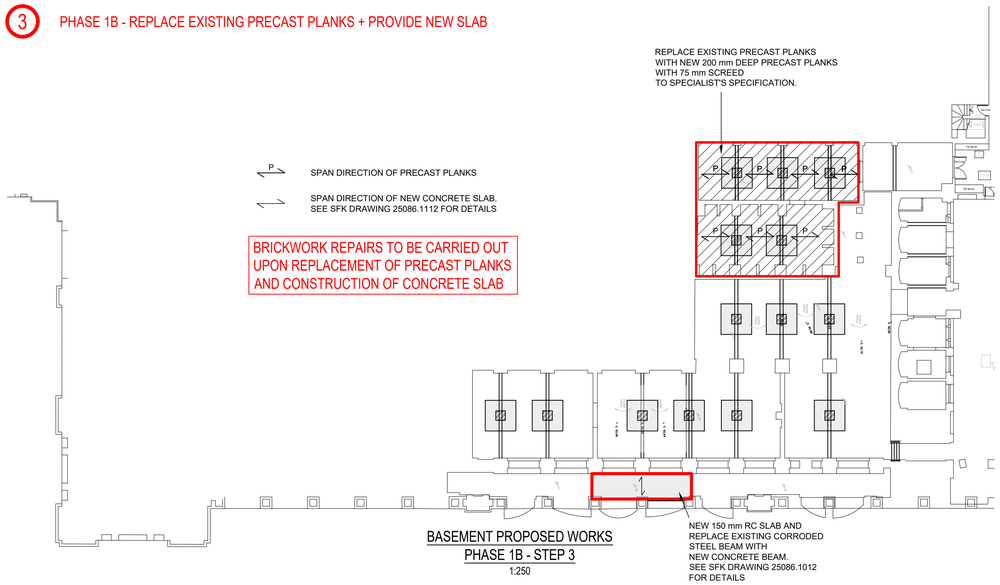

BASEMENT PROPOSED WORKS
PHASE 1B - STEP 3
1:250

4 PHASE 1B / 2 - RELAY HARD STANDING

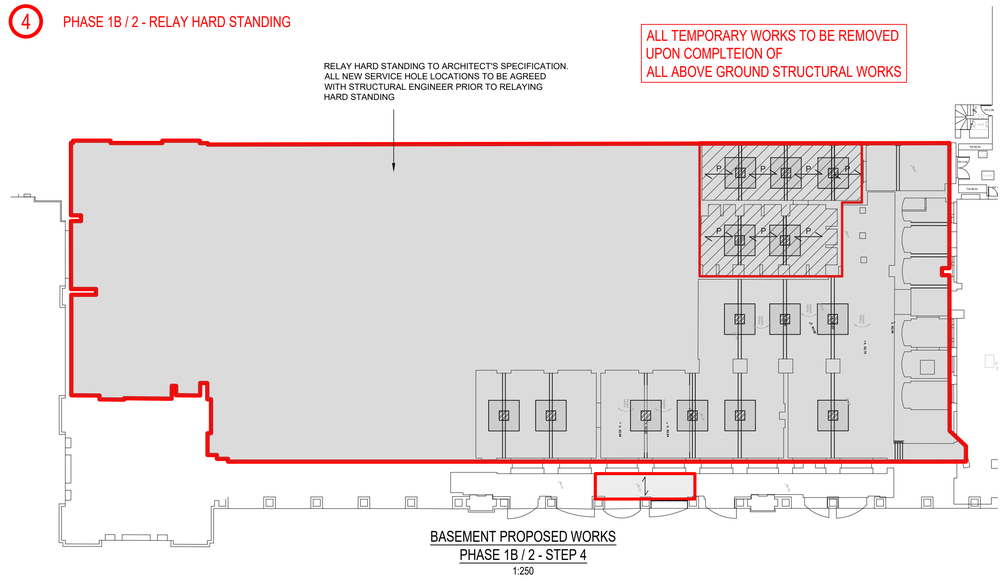

BASEMENT PROPOSED WORKS
PHASE 1B / 2 - STEP 4
1:250

Scale Bar - 1:250 0 2.5 5.0 7.5 10.0m

rev	drawn	chkd	appd	date	description
P2	ML	PSD	-	15.10.26	ISSUED FOR PLANNING Phases added.
P1	ML	PSD	-	18.09.26	ISSUED FOR PLANNING

CLIENT: ALEXANDRA PALACE AND PARK CHARITABLE TRUST

PROJECT: PANORAMA ROOM

DRAWING TITLE: BASEMENT PROPOSED WORKS SEQUENCING

SFK consulting
2nd Floor Trinity House, 123 Winchester Road,
Chandlers Ford, Eastleigh
Hampshire SO53 2DR
Tel: 023 8251 6969

SCALE: 1:250 @ A1

SFK REF: 25086 - 1111

DRAWING NUMBER: 25086-SFK-PR-BF-DR-S-1111

P2