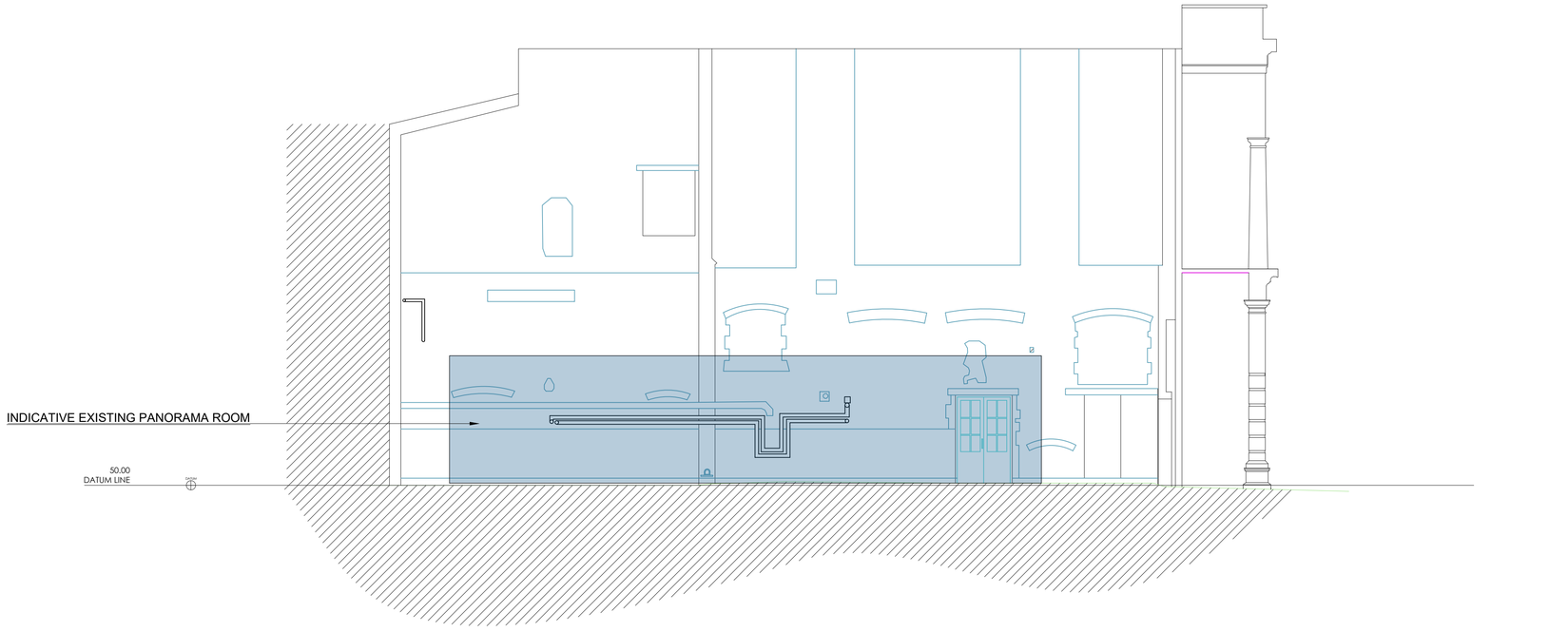

EXISTING INTERNAL SOUTH WEST ELEVATION A-A - 1:100 @A1

1:100 @ A1

1 2 3 4 5 6 7 8 9

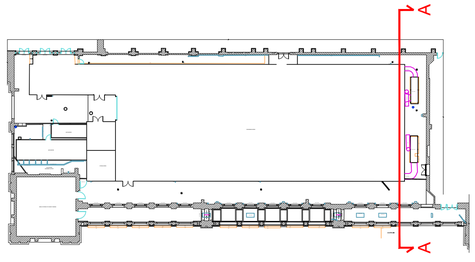

GENERAL NOTES

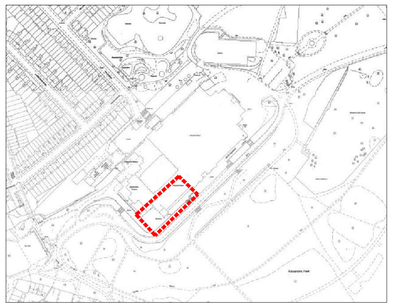

LOCATION PLAN - NOT TO SCALE

REV	DATE	DESCRIPTION	DRW BY	CHK BY
P1	26/10/26	ISSUED FOR INFORMATION	NT	AM

GROUND FLOOR LEVEL
EXISTING INTERNAL SW ELEVATION

PLANNING
S143+
ALEXANDRA PALACE
ALEXANDRA WAY, LONDON
N22 7AY

© STUDI+O Limited
All designs are the sole property of STUDI+O Ltd. and may not be used, transferred, or disclosed to a third party without their express permission. Electronic copies of this drawing are supplied for convenience only. No dimensions or other information should be inferred from the electronic copy unless specifically shown on the hard copy drawings or specifications. Do not scale from this drawing. Figured dimensions only are to be used 'For Construction' and any scaling of the drawing will be at the Contractor's risk. Contractor to verify all dimensions, levels, and components on-site. Any discrepancies shall be addressed in writing to this office for clarification prior to the commencement of the work, otherwise the Contractor shall bear full responsibility for any associated cost. Any claims for variations or extras shall be submitted to this office for assessment prior to approval of any such variation or extra. This drawing is to be read on conjunction with all other contract documentation.

LEVEL
00

www.studio-london.co.uk
hello@studio-london.co.uk

DRAWING NO.	REVISION	SCALE
AE_INT ELE EXT SW_00	P1	1:100 @ A1