

location plan
1 : 1250

N

0 25 50 75 100 125 (m)



Existing Block Plan
1 : 500

N

0 10 20 30 40 50 (m)



Proposed Block Plan
1 : 500

N

0 10 20 30 40 50 (m)

Note to Contractor: Contractor is recommended to carry out an intrusive site investigation prior to commencing works on site to ensure all details designed for this project are appropriate. Contractor to cross reference with Structural Calculations package for suitability, to assess site levels and confirm any design assumptions within the calculations package prior to works commencing on site. If the Contractor requires any additional information, please send a Request For Information to hello@planituk.co.uk before ordering materials and starting the works - requests will be acknowledged and responded to as soon as possible. Please ensure that the drawings have been submitted to Building Control for a Full Plans submission and the compliance report has been discharged before starting works on site.
All dimensions must be checked and verified on site by the contractor prior to the commencement of any works. Any discrepancies or variations must be reported to Plan It UK immediately. Do not scale from this drawing. Drain location is an estimated location, contractor to investigate on site and allow a time and cost contingency for adjustments to drainage if required.

Drawn by: AR	**Title Number:**	**Project:** 113 Tower Gardens Road, N17 7PH	**Date:** 10-11-2026	**No:** 26-2119	Plan It UK Architectural Services
Client: Lizzie Freeman		**Drawing Title:** EXISTING BLOCK PLAN , PROPOSED BLOCK PLAN , LOCATION PLAN	**Scale:** 1:500,1:1250 @A1, 1:1000,1:2500 @A3	**Rev:** 02	
				Page: D01	

7 Leigh House, Bexleyheath, DA7 4QP
Enquiries@planituk.co.uk
Engineer: se@planituk.co.uk

EXISTING

N

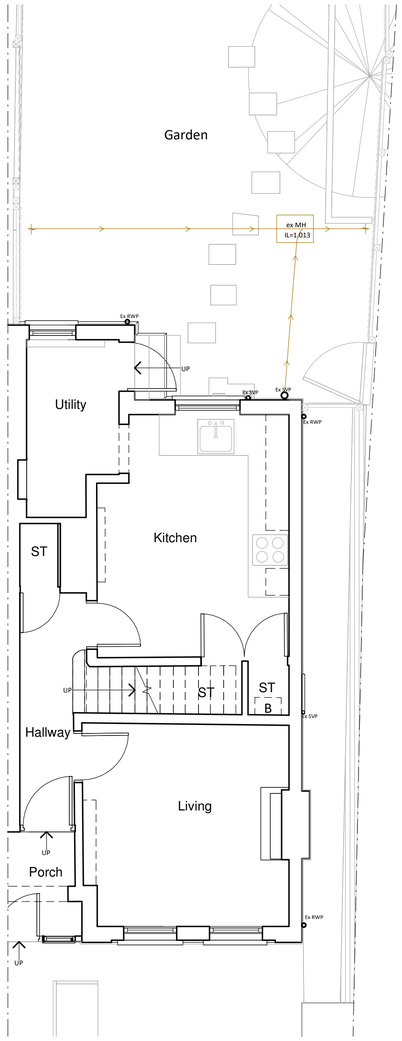

Drainage is assumed – to be investigated and confirmed prior to works commencing.

Ground Floor Plan

Area ca. 35.39 m^2

0 1 2 3 4 5 6 7 8 9 10 (m)

Note to Contractor: Contractor is recommended to carry out an intrusive site investigation prior to commencing works on site to ensure all details designed for this project are appropriate. Contractor to cross reference with Structural Calculations package for suitability, to assess site levels and confirm any design assumptions within the calculations package prior to works commencing on site. If the Contractor requires any additional information, please send a Request For Information to hello@planituk.co.uk before ordering materials and starting the works - requests will be acknowledged and responded to as soon as possible. Please ensure that the drawings have been submitted to Building Control for a Full Plans submission and the compliance report has been discharged before starting works on site.
All dimensions must be checked and verified on site by the contractor prior to the commencement of any works. Any discrepancies or variations must be reported to Plan It UK immediately. Do not scale from this drawing. Drain location is an estimated location, contractor to investigate on site and allow a time and cost contingency for adjustments to drainage if required.

Drawn by: AR	**Title Number:**	**Project:** 113 Tower Gardens Road, N17 7PH	**Date:** 10-11-2026	**No:** 26-2119	Plan It UK Architectural Services
Client: Lizzie Freeman		**Drawing Title:** EXISTING GROUND FLOOR PLAN	**Scale:** 1:50 @A1, 1:100 @A3	**Rev:** 02	7 Leigh House, Bexleyheath, DA7 4QP
				Page: D02	Enquiries@planituk.co.uk
					Engineer: se@planituk.co.uk

PROPOSED

N

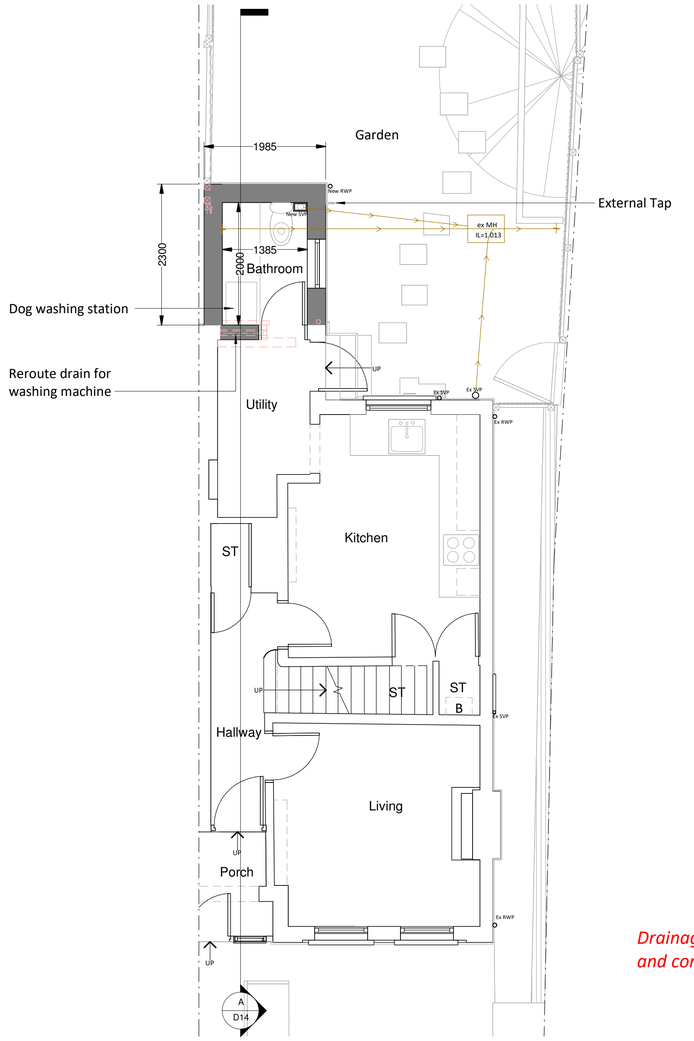

Drainage is assumed – to be investigated and confirmed prior to works commencing.

Symbol Key

- Proposed wall
- Boundary Line
- Details above
- Waste drainage layout
- Demoilshed
- Rainwater layout

Ground Floor Plan

Area ca. 35.39 m^2

Additional Area: 2.77m^2

Proposed Materials:
Ground Floor Walls: Brick walls to match existing
Flat Roof:GRP or Single ply membrane
All new drainage to match materials of existing drainage

0 1 2 3 4 5 6 7 8 9 10 (m)

Note to Contractor: Contractor is recommended to carry out an intrusive site investigation prior to commencing works on site to ensure all details designed for this project are appropriate. Contractor to cross reference with Structural Calculations package for suitability, to assess site levels and confirm any design assumptions within the calculations package prior to works commencing on site. If the Contractor requires any additional information, please send a Request For Information to hello@planituk.co.uk before ordering materials and starting the works - requests will be acknowledged and responded to as soon as possible. Please ensure that the drawings have been submitted to Building Control for a Full Plans submission and the compliance report has been discharged before starting works on site.
All dimensions must be checked and verified on site by the contractor prior to the commencement of any works. Any discrepancies or variations must be reported to Plan It UK immediately. Do not scale from this drawing. Drain location is an estimated location, contractor to investigate on site and allow a time and cost contingency for adjustments to drainage if required.

Drawn by: AR	**Title Number:**	**Project:** 113 Tower Gardens Road, N17 7PH	**Date:** 10-11-2026	**No:** 26-2119
Client: Lizzie Freeman		**Drawing Title:** PROPOSED GROUND FLOOR PLAN	**Scale:** 1:50 @A1, 1:100 @A3	**Rev:** 02
				Page: D03

Plan It UK Architectural Services
7 Leigh House, Bexleyheath, DA7 4QP
Enquiries@planituk.co.uk
Engineer: se@planituk.co.uk

EXISTING

N

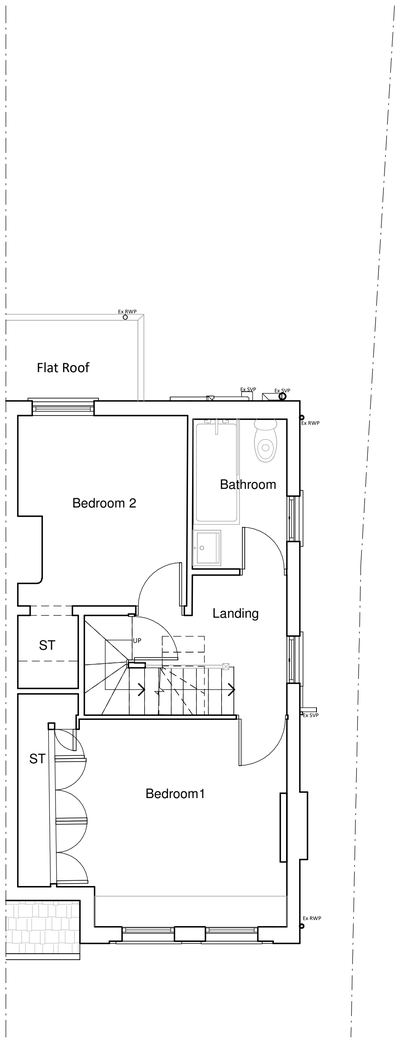

First Floor Plan

Area ca. 30.86 m^2

0 1 2 3 4 5 6 7 8 9 10 (m)

Note to Contractor: Contractor is recommended to carry out an intrusive site investigation prior to commencing works on site to ensure all details designed for this project are appropriate. Contractor to cross reference with Structural Calculations package for suitability, to assess site levels and confirm any design assumptions within the calculations package prior to works commencing on site. If the Contractor requires any additional information, please send a Request For Information to hello@planituk.co.uk before ordering materials and starting the works - requests will be acknowledged and responded to as soon as possible. Please ensure that the drawings have been submitted to Building Control for a Full Plans submission and the compliance report has been discharged before starting works on site.
All dimensions must be checked and verified on site by the contractor prior to the commencement of any works. Any discrepancies or variations must be reported to Plan It UK immediately. Do not scale from this drawing. Drain location is an estimated location, contractor to investigate on site and allow a time and cost contingency for adjustments to drainage if required.

Drawn by: AR	**Title Number:**	**Project:** 113 Tower Gardens Road, N17 7PH	**Date:** 10-11-2026	**No:** 26-2119	Plan It UK Architectural Services
Client: Lizzie Freeman		**Drawing Title:** EXISTING FRIST FLOOR PLAN	**Scale:** 1:50 @A1, 1:100 @A3	**Rev:** 02	7 Leigh House, Bexleyheath, DA7 4QP
				Page: D04	Enquiries@planituk.co.uk
					Engineer: se@planituk.co.uk

PROPOSED

N

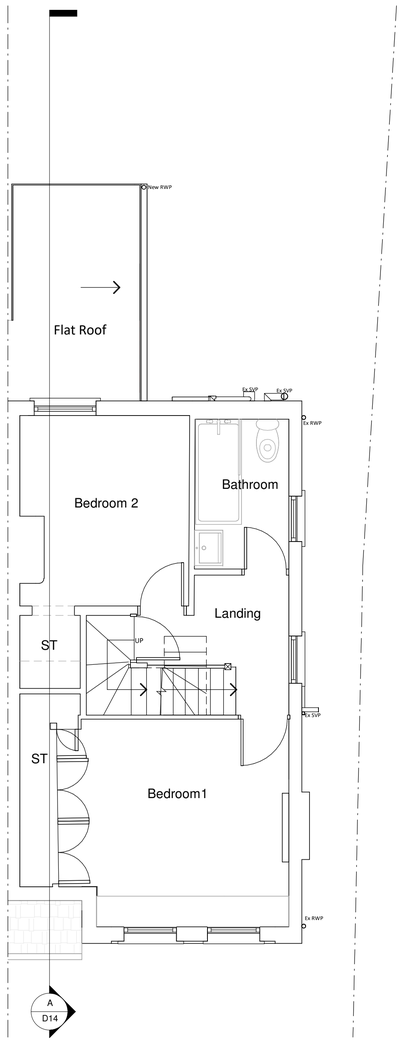

Symbol Key

- Proposed wall
- Boundary Line
- Details above
- Waste drainage layout
- Demoilshed
- Rainwater layout

First Floor Plan

Area ca. 30.86 m^2

Proposed Materials:
Ground Floor Walls: Brick walls to match existing
Flat Roof:GRP or Single ply membrane
All new drainage to match materials of existing drainage

0 1 2 3 4 5 6 7 8 9 10 (m)

Note to Contractor: Contractor is recommended to carry out an intrusive site investigation prior to commencing works on site to ensure all details designed for this project are appropriate. Contractor to cross reference with Structural Calculations package for suitability, to assess site levels and confirm any design assumptions within the calculations package prior to works commencing on site. If the Contractor requires any additional information, please send a Request For Information to hello@planituk.co.uk before ordering materials and starting the works - requests will be acknowledged and responded to as soon as possible. Please ensure that the drawings have been submitted to Building Control for a Full Plans submission and the compliance report has been discharged before starting works on site.
All dimensions must be checked and verified on site by the contractor prior to the commencement of any works. Any discrepancies or variations must be reported to Plan It UK immediately. Do not scale from this drawing. Drain location is an estimated location, contractor to investigate on site and allow a time and cost contingency for adjustments to drainage if required.

Drawn by: AR	**Title Number:**	**Project:** 113 Tower Gardens Road, N17 7PH	**Date:** 10-11-2026	**No:** 26-2119	Plan It UK Architectural Services
Client: Lizzie Freeman		**Drawing Title:** PROPOSED FRIST FLOOR PLAN	**Scale:** 1:50 @A1, 1:100 @A3	**Rev:** 02	
				Page: D05	

7 Leigh House, Bexleyheath, DA7 4QP
Enquiries@planituk.co.uk
Engineer: se@planituk.co.uk

EXISTING

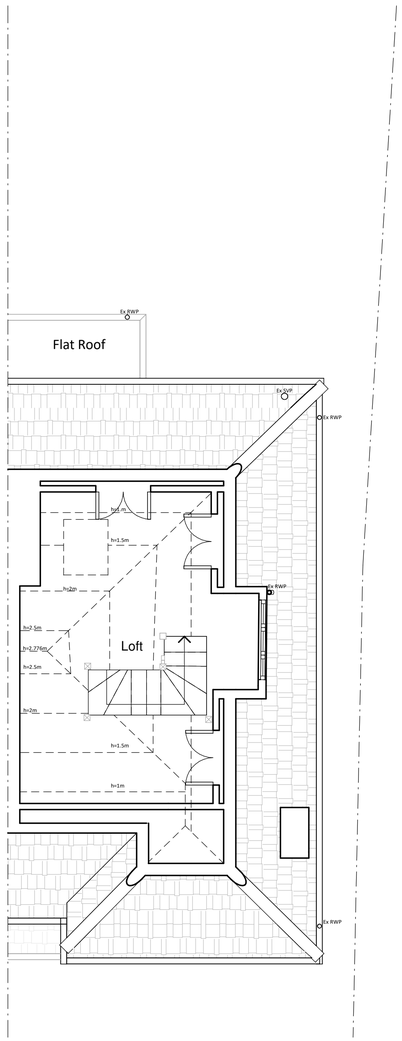

Loft Plan

Area ca. 16.24 m^2

0 1 2 3 4 5 6 7 8 9 10 (m)

Note to Contractor: Contractor is recommended to carry out an intrusive site investigation prior to commencing works on site to ensure all details designed for this project are appropriate. Contractor to cross reference with Structural Calculations package for suitability, to assess site levels and confirm any design assumptions within the calculations package prior to works commencing on site. If the Contractor requires any additional information, please send a Request For Information to hello@planituk.co.uk before ordering materials and starting the works - requests will be acknowledged and responded to as soon as possible. Please ensure that the drawings have been submitted to Building Control for a Full Plans submission and the compliance report has been discharged before starting works on site.
All dimensions must be checked and verified on site by the contractor prior to the commencement of any works. Any discrepancies or variations must be reported to Plan It UK immediately. Do not scale from this drawing. Drain location is an estimated location, contractor to investigate on site and allow a time and cost contingency for adjustments to drainage if required.

Drawn by: AR	**Title Number:**	**Project:** 113 Tower Gardens Road, N17 7PH	**Date:** 10-11-2026	**No:** 26-2119	Plan It UK Architectural Services
				Rev: 02	7 Leigh House, Bexleyheath, DA7 4QP
Client: Lizzie Freeman		**Drawing Title:** EXISTING LOFT PLAN	**Scale:** 1:50 @A1, 1:100 @A3	**Page:** D06	Enquiries@planituk.co.uk
					Engineer: se@planituk.co.uk

PROPOSED

N

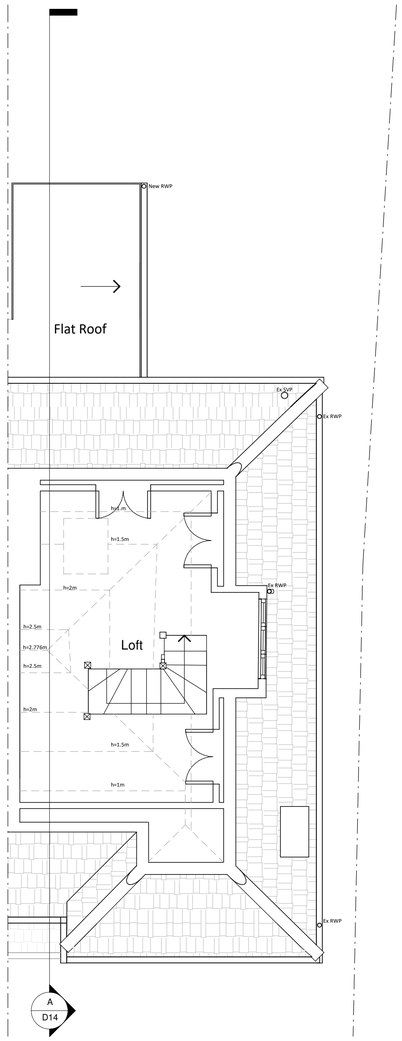

Symbol Key

- Proposed wall
- Boundary Line
- Details above
- Waste drainage layout
- Demoilshed
- Rainwater layout

Loft Plan

Area ca. 16.24 m^2

Proposed Materials:
Ground Floor Walls: Brick walls to match existing
Flat Roof:GRP or Single ply membrane
All new drainage to match materials of existing drainage

0 1 2 3 4 5 6 7 8 9 10 (m)

Note to Contractor: Contractor is recommended to carry out an intrusive site investigation prior to commencing works on site to ensure all details designed for this project are appropriate. Contractor to cross reference with Structural Calculations package for suitability, to assess site levels and confirm any design assumptions within the calculations package prior to works commencing on site. If the Contractor requires any additional information, please send a Request For Information to hello@planituk.co.uk before ordering materials and starting the works - requests will be acknowledged and responded to as soon as possible. Please ensure that the drawings have been submitted to Building Control for a Full Plans submission and the compliance report has been discharged before starting works on site.
All dimensions must be checked and verified on site by the contractor prior to the commencement of any works. Any discrepancies or variations must be reported to Plan It UK immediately. Do not scale from this drawing. Drain location is an estimated location, contractor to investigate on site and allow a time and cost contingency for adjustments to drainage if required.

Drawn by: AR	**Title Number:**	**Project:** 113 Tower Gardens Road, N17 7PH	**Date:** 10-11-2026	**No:** 26-2119	Plan It UK Architectural Services
Client: Lizzie Freeman		**Drawing Title:** PROPOSED LOFT PLAN	**Scale:** 1:50 @A1, 1:100 @A3	**Rev:** 02	7 Leigh House, Bexleyheath, DA7 4QP
				Page: D07	Enquiries@planituk.co.uk
					Engineer: se@planituk.co.uk

EXISTING

N

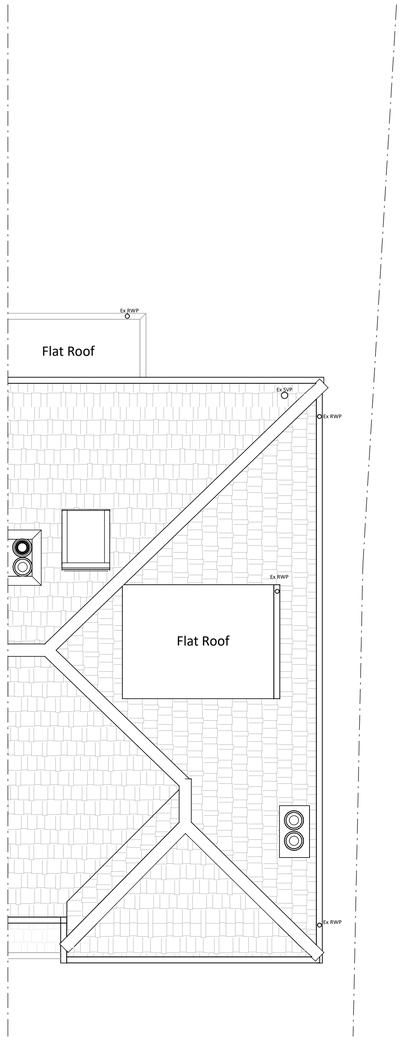

Roof Plan

0 1 2 3 4 5 6 7 8 9 10 (m)

Note to Contractor: Contractor is recommended to carry out an intrusive site investigation prior to commencing works on site to ensure all details designed for this project are appropriate. Contractor to cross reference with Structural Calculations package for suitability, to assess site levels and confirm any design assumptions within the calculations package prior to works commencing on site. If the Contractor requires any additional information, please send a Request For Information to hello@planituk.co.uk before ordering materials and starting the works - requests will be acknowledged and responded to as soon as possible. Please ensure that the drawings have been submitted to Building Control for a Full Plans submission and the compliance report has been discharged before starting works on site.
All dimensions must be checked and verified on site by the contractor prior to the commencement of any works. Any discrepancies or variations must be reported to Plan It UK immediately. Do not scale from this drawing. Drain location is an estimated location, contractor to investigate on site and allow a time and cost contingency for adjustments to drainage if required.

Drawn by: AR	**Title Number:**	**Project:** 113 Tower Gardens Road, N17 7PH	**Date:** 10-11-2026	**No:** 26-2119	Plan It UK Architectural Services
Client: Lizzie Freeman		**Drawing Title:** EXISTING ROOF PLAN	**Scale:** 1:50 @A1, 1:100 @A3	**Rev:** 02	7 Leigh House, Bexleyheath, DA7 4QP
				Page: D08	Enquiries@planituk.co.uk
					Engineer: se@planituk.co.uk

PROPOSED

N

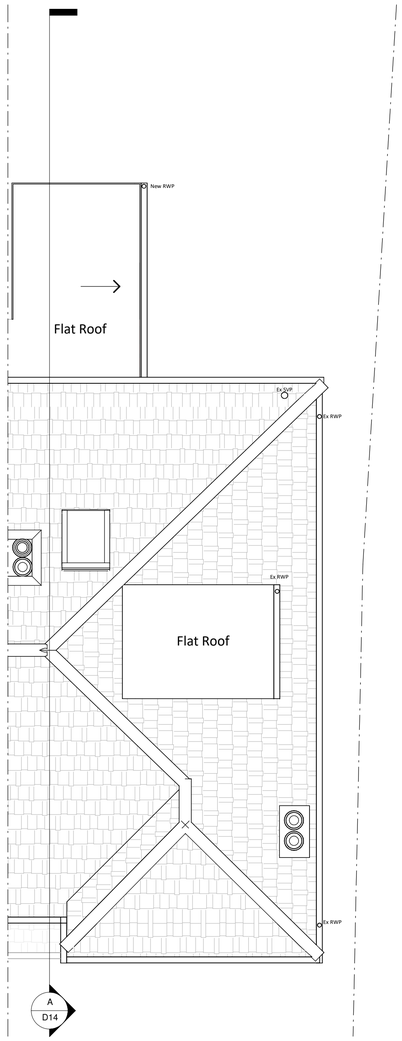

Roof Plan

Symbol Key

- Proposed wall
- Boundary Line
- Details above
- Waste drainage layout
- Demoilshed
- Rainwater layout

Proposed Materials:
Ground Floor Walls: Brick walls to match existing
Flat Roof:GRP or Single ply membrane
All new drainage to match materials of existing drainage

0 1 2 3 4 5 6 7 8 9 10 (m)

Note to Contractor: Contractor is recommended to carry out an intrusive site investigation prior to commencing works on site to ensure all details designed for this project are appropriate. Contractor to cross reference with Structural Calculations package for suitability, to assess site levels and confirm any design assumptions within the calculations package prior to works commencing on site. If the Contractor requires any additional information, please send a Request For Information to hello@planituk.co.uk before ordering materials and starting the works - requests will be acknowledged and responded to as soon as possible. Please ensure that the drawings have been submitted to Building Control for a Full Plans submission and the compliance report has been discharged before starting works on site.
All dimensions must be checked and verified on site by the contractor prior to the commencement of any works. Any discrepancies or variations must be reported to Plan It UK immediately. Do not scale from this drawing. Drain location is an estimated location, contractor to investigate on site and allow a time and cost contingency for adjustments to drainage if required.

Drawn by: AR	**Title Number:**	**Project:** 113 Tower Gardens Road, N17 7PH	**Date:** 10-11-2026	**No:** 26-2119	Plan It UK Architectural Services
				Rev: 02	7 Leigh House, Bexleyheath, DA7 4QP
Client: Lizzie Freeman		**Drawing Title:** PROPOSED ROOF PLAN	**Scale:** 1:50 @A1, 1:100 @A3	**Page:** D09	Enquiries@planituk.co.uk Engineer: se@planituk.co.uk

EXISTING

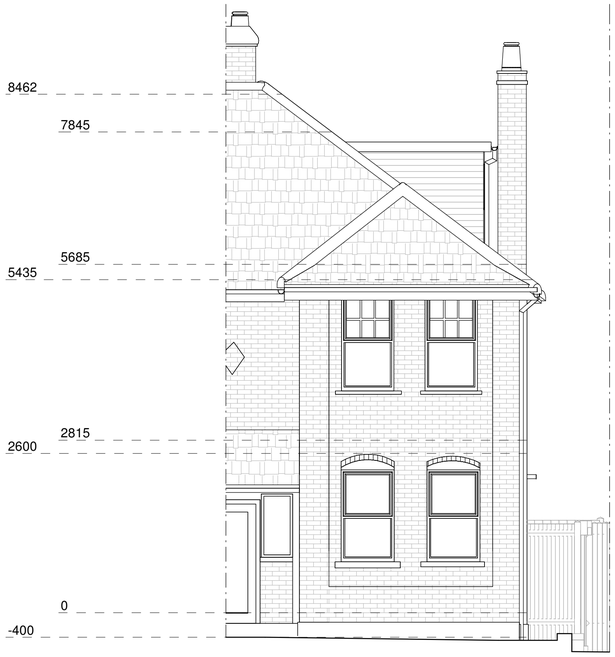

Front Elevation

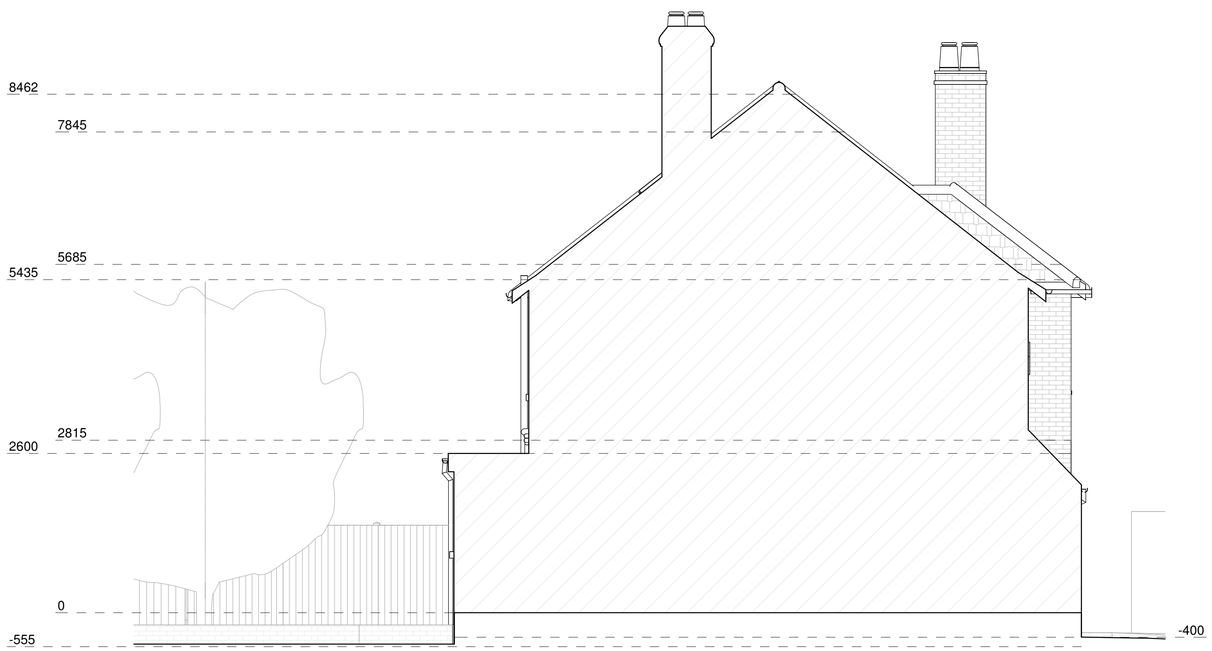

Left Side Elevation

0 1 2 3 4 5 6 7 8 9 10 (m)

Note to Contractor: Contractor is recommended to carry out an intrusive site investigation prior to commencing works on site to ensure all details designed for this project are appropriate. Contractor to cross reference with Structural Calculations package for suitability, to assess site levels and confirm any design assumptions within the calculations package prior to works commencing on site. If the Contractor requires any additional information, please send a Request For Information to hello@planituk.co.uk before ordering materials and starting the works - requests will be acknowledged and responded to as soon as possible. Please ensure that the drawings have been submitted to Building Control for a Full Plans submission and the compliance report has been discharged before starting works on site.
All dimensions must be checked and verified on site by the contractor prior to the commencement of any works. Any discrepancies or variations must be reported to Plan It UK immediately. Do not scale from this drawing. Drain location is an estimated location, contractor to investigate on site and allow a time and cost contingency for adjustments to drainage if required.

Drawn by: AR	**Title Number:**	**Project:** 113 Tower Gardens Road, N17 7PH	**Date:** 10-11-2026	**No:** 26-2119	Plan It UK Architectural Services
Client: Lizzie Freeman		**Drawing Title:** EXISTING FRONT AND LEFT ELEVATIONS	**Scale:** 1:50 @A1, 1:100 @A3	**Rev:** 02	7 Leigh House, Bexleyheath, DA7 4QP
				Page: D10	Enquiries@planituk.co.uk
					Engineer: se@planituk.co.uk

PROPOSED

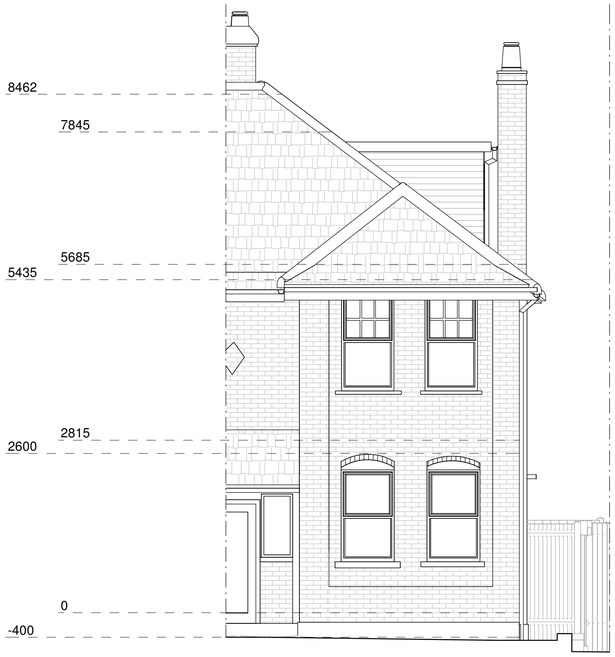

Front Elevation

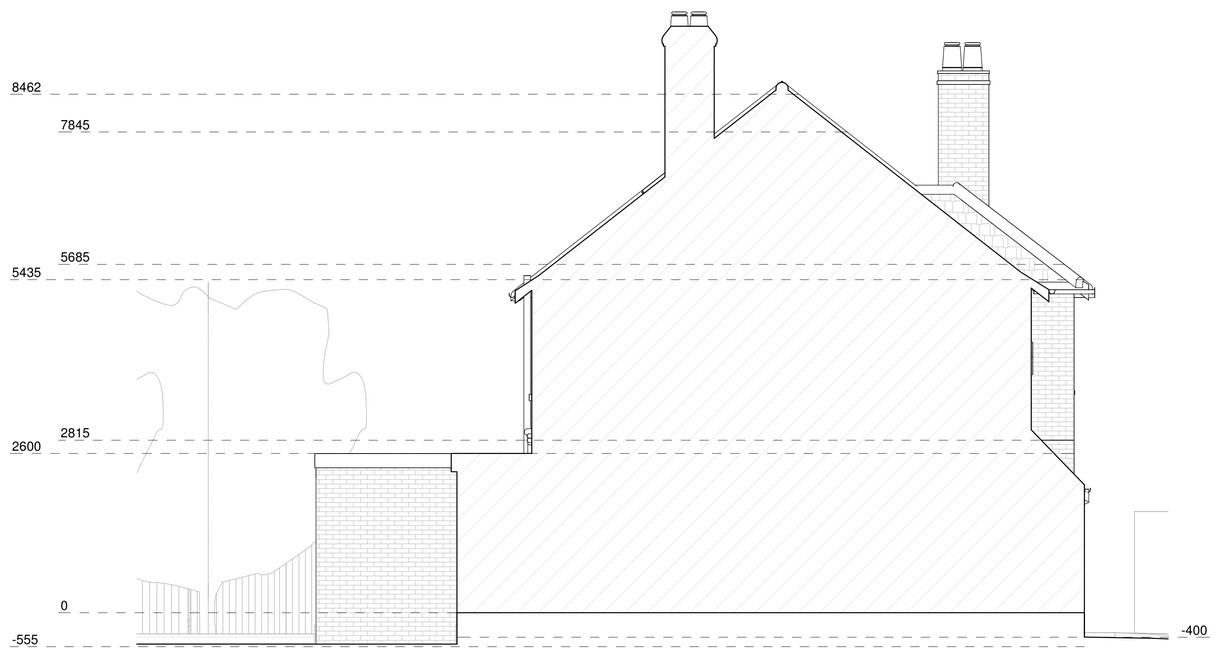

Left Side Elevation

Symbol Key

- Proposed wall
- Boundary Line
- Details above
- Waste drainage layout
- Demoilshed
- Rainwater layout

Proposed Materials:
Ground Floor Walls: Brick walls to match existing
Flat Roof:GRP or Single ply membrane
All new drainage to match materials of existing drainage

0 1 2 3 4 5 6 7 8 9 10 (m)

Note to Contractor: Contractor is recommended to carry out an intrusive site investigation prior to commencing works on site to ensure all details designed for this project are appropriate. Contractor to cross reference with Structural Calculations package for suitability, to assess site levels and confirm any design assumptions within the calculations package prior to works commencing on site. If the Contractor requires any additional information, please send a Request For Information to hello@planituk.co.uk before ordering materials and starting the works - requests will be acknowledged and responded to as soon as possible. Please ensure that the drawings have been submitted to Building Control for a Full Plans submission and the compliance report has been discharged before starting works on site.
All dimensions must be checked and verified on site by the contractor prior to the commencement of any works. Any discrepancies or variations must be reported to Plan It UK immediately. Do not scale from this drawing. Drain location is an estimated location, contractor to investigate on site and allow a time and cost contingency for adjustments to drainage if required.

Drawn by: AR	**Title Number:**	**Project:** 113 Tower Gardens Road, N17 7PH	**Date:** 10-11-2026	**No:** 26-2119	Plan It UK Architectural Services
Client: Lizzie Freeman		**Drawing Title:** PROPOSED FRONT AND LEFT ELEVATIONS	**Scale:** 1:50 @A1, 1:100 @A3	**Rev:** 02	
				Page: D11	

7 Leigh House, Bexleyheath, DA7 4QP
Enquiries@planituk.co.uk
Engineer: se@planituk.co.uk

EXISTING

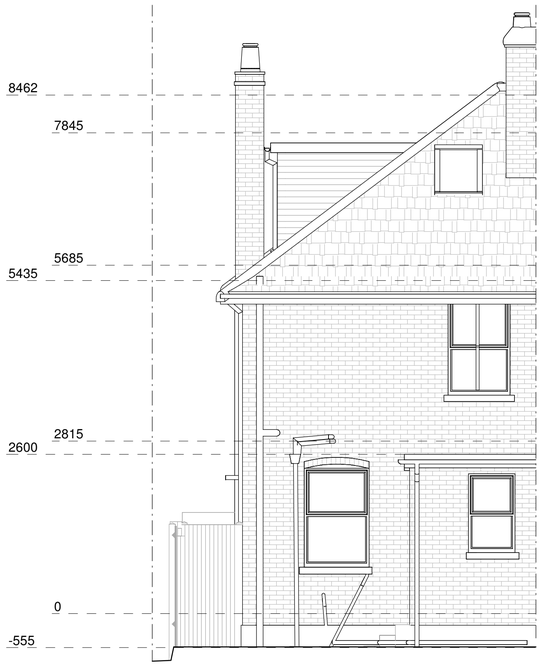

Rear Elevation



Right Side Elevation

0 1 2 3 4 5 6 7 8 9 10 (m)

Note to Contractor: Contractor is recommended to carry out an intrusive site investigation prior to commencing works on site to ensure all details designed for this project are appropriate. Contractor to cross reference with Structural Calculations package for suitability, to assess site levels and confirm any design assumptions within the calculations package prior to works commencing on site. If the Contractor requires any additional information, please send a Request For Information to hello@planituk.co.uk before ordering materials and starting the works - requests will be acknowledged and responded to as soon as possible. Please ensure that the drawings have been submitted to Building Control for a Full Plans submission and the compliance report has been discharged before starting works on site.
All dimensions must be checked and verified on site by the contractor prior to the commencement of any works. Any discrepancies or variations must be reported to Plan It UK immediately. Do not scale from this drawing. Drain location is an estimated location, contractor to investigate on site and allow a time and cost contingency for adjustments to drainage if required.

Drawn by: AR	**Title Number:**	**Project:** 113 Tower Gardens Road, N17 7PH	**Date:** 10-11-2026	**No:** 26-2119	Plan It UK Architectural Services
Client: Lizzie Freeman		**Drawing Title:** EXISTING REAR AND RIGHT ELEVATIONS	**Scale:** 1:50 @A1, 1:100 @A3	**Rev:** 02	7 Leigh House, Bexleyheath, DA7 4QP
				Page: D12	Enquiries@planituk.co.uk
					Engineer: se@planituk.co.uk

PROPOSED

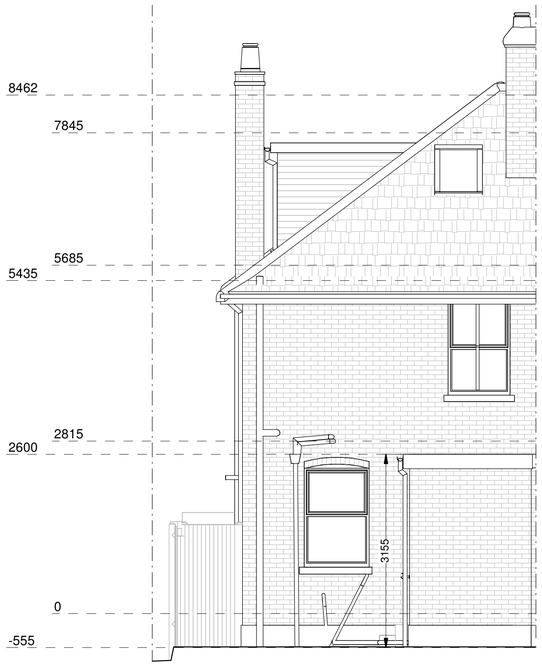

Rear Elevation



Right Side Elevation

Symbol Key

- Proposed wall
- Boundary Line
- Details above
- Waste drainage layout
- Demoilshed
- Rainwater layout

Proposed Materials:
Ground Floor Walls: Brick walls to match existing
Flat Roof:GRP or Single ply membrane
All new drainage to match materials of existing drainage

0 1 2 3 4 5 6 7 8 9 10 (m)

Note to Contractor: Contractor is recommended to carry out an intrusive site investigation prior to commencing works on site to ensure all details designed for this project are appropriate. Contractor to cross reference with Structural Calculations package for suitability, to assess site levels and confirm any design assumptions within the calculations package prior to works commencing on site. If the Contractor requires any additional information, please send a Request For Information to hello@planituk.co.uk before ordering materials and starting the works - requests will be acknowledged and responded to as soon as possible. Please ensure that the drawings have been submitted to Building Control for a Full Plans submission and the compliance report has been discharged before starting works on site.
All dimensions must be checked and verified on site by the contractor prior to the commencement of any works. Any discrepancies or variations must be reported to Plan It UK immediately. Do not scale from this drawing. Drain location is an estimated location, contractor to investigate on site and allow a time and cost contingency for adjustments to drainage if required.

Drawn by: AR	**Title Number:**	**Project:** 113 Tower Gardens Road, N17 7PH	**Date:** 10-11-2026	**No:** 26-2119	Plan It UK Architectural Services
Client: Lizzie Freeman		**Drawing Title:** PROPOSED REAR AND RIGHT ELEVATIONS	**Scale:** 1:50 @A1, 1:100 @A3	**Rev:** 02	7 Leigh House, Bexleyheath, DA7 4QP
				Page: D13	Enquiries@planituk.co.uk
					Engineer: se@planituk.co.uk

PROPOSED



Section A-A

Symbol Key

- Proposed wall
- Boundary Line
- Details above
- Waste drainage layout
- Demoilshed
- Rainwater layout

Proposed Materials:
Ground Floor Walls: Brick walls to match existing
Flat Roof:GRP or Single ply membrane
All new drainage to match materials of existing drainage

0 1 2 3 4 5 6 7 8 9 10 (m)

Note to Contractor: Contractor is recommended to carry out an intrusive site investigation prior to commencing works on site to ensure all details designed for this project are appropriate. Contractor to cross reference with Structural Calculations package for suitability, to assess site levels and confirm any design assumptions within the calculations package prior to works commencing on site. If the Contractor requires any additional information, please send a Request For Information to hello@planituk.co.uk before ordering materials and starting the works - requests will be acknowledged and responded to as soon as possible. Please ensure that the drawings have been submitted to Building Control for a Full Plans submission and the compliance report has been discharged before starting works on site.
All dimensions must be checked and verified on site by the contractor prior to the commencement of any works. Any discrepancies or variations must be reported to Plan It UK immediately. Do not scale from this drawing. Drain location is an estimated location, contractor to investigate on site and allow a time and cost contingency for adjustments to drainage if required.

Drawn by: AR	**Title Number:**	**Project:** 113 Tower Gardens Road, N17 7PH	**Date:** 10-11-2026	**No:** 26-2119	Plan It UK Architectural Services
Client: Lizzie Freeman		**Drawing Title:** PROPOSED SECTION A-A	**Scale:** 1:50 @A1, 1:100 @A3	**Rev:** 02	7 Leigh House, Bexleyheath, DA7 4QP
				Page: D14	Enquiries@planituk.co.uk
					Engineer: se@planituk.co.uk

EXISTING



3D Front View

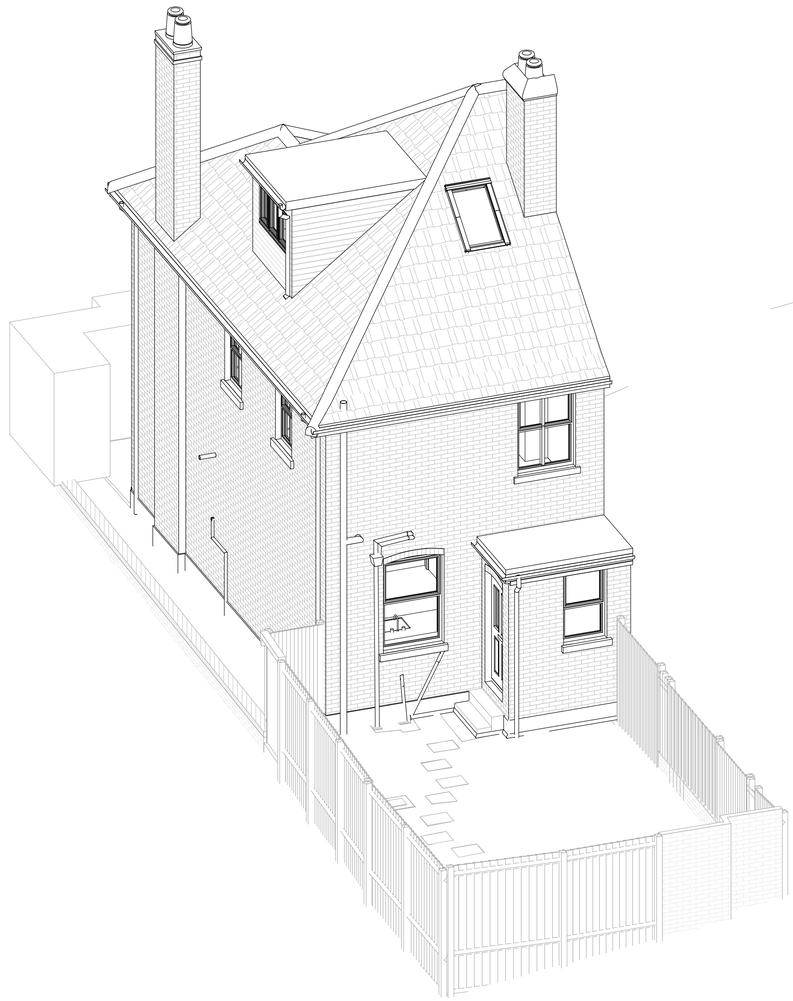

3D Rear View

0 1 2 3 4 5 6 7 8 9 10 (m)

Note to Contractor: Contractor is recommended to carry out an intrusive site investigation prior to commencing works on site to ensure all details designed for this project are appropriate. Contractor to cross reference with Structural Calculations package for suitability, to assess site levels and confirm any design assumptions within the calculations package prior to works commencing on site. If the Contractor requires any additional information, please send a Request For Information to hello@planituk.co.uk before ordering materials and starting the works - requests will be acknowledged and responded to as soon as possible. Please ensure that the drawings have been submitted to Building Control for a Full Plans submission and the compliance report has been discharged before starting works on site.
All dimensions must be checked and verified on site by the contractor prior to the commencement of any works. Any discrepancies or variations must be reported to Plan It UK immediately. Do not scale from this drawing. Drain location is an estimated location, contractor to investigate on site and allow a time and cost contingency for adjustments to drainage if required.

Drawn by: AR	**Title Number:**	**Project:** 113 Tower Gardens Road, N17 7PH	**Date:** 10-11-2026	**No:** 26-2119	Plan It UK Architectural Services
				Rev: 02	7 Leigh House, Bexleyheath, DA7 4QP
Client: Lizzie Freeman		**Drawing Title:** EXISTING 3D VIEWS	**Scale:** 1:50 @A1, 1:100 @A3	**Page:** D15	Enquiries@planituk.co.uk Engineer: se@planituk.co.uk

PROPOSED

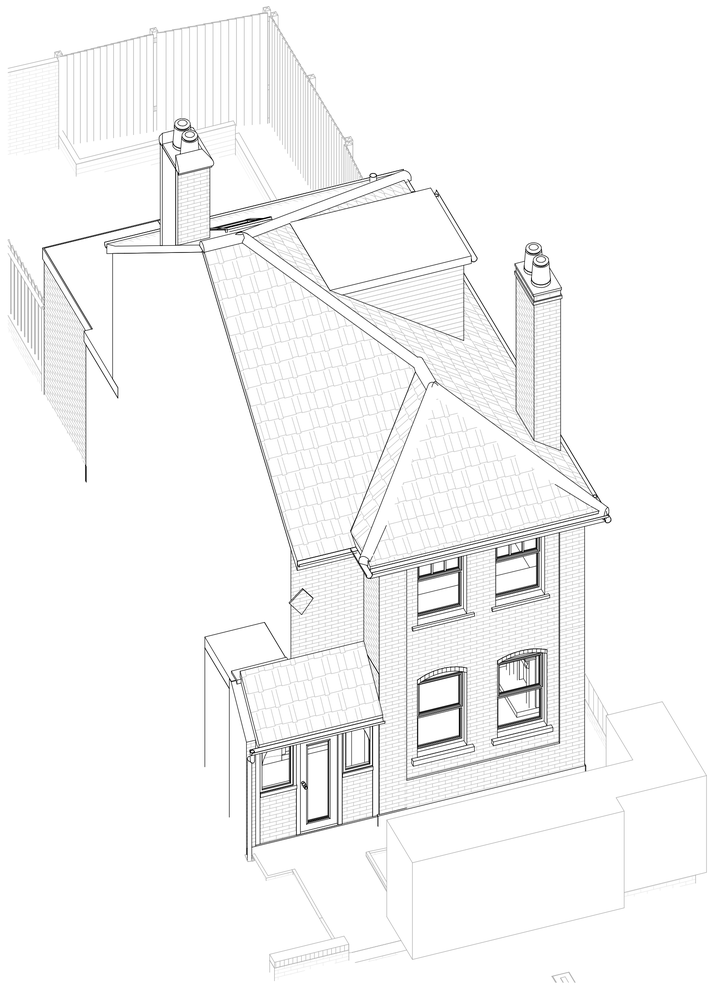

3D Front View

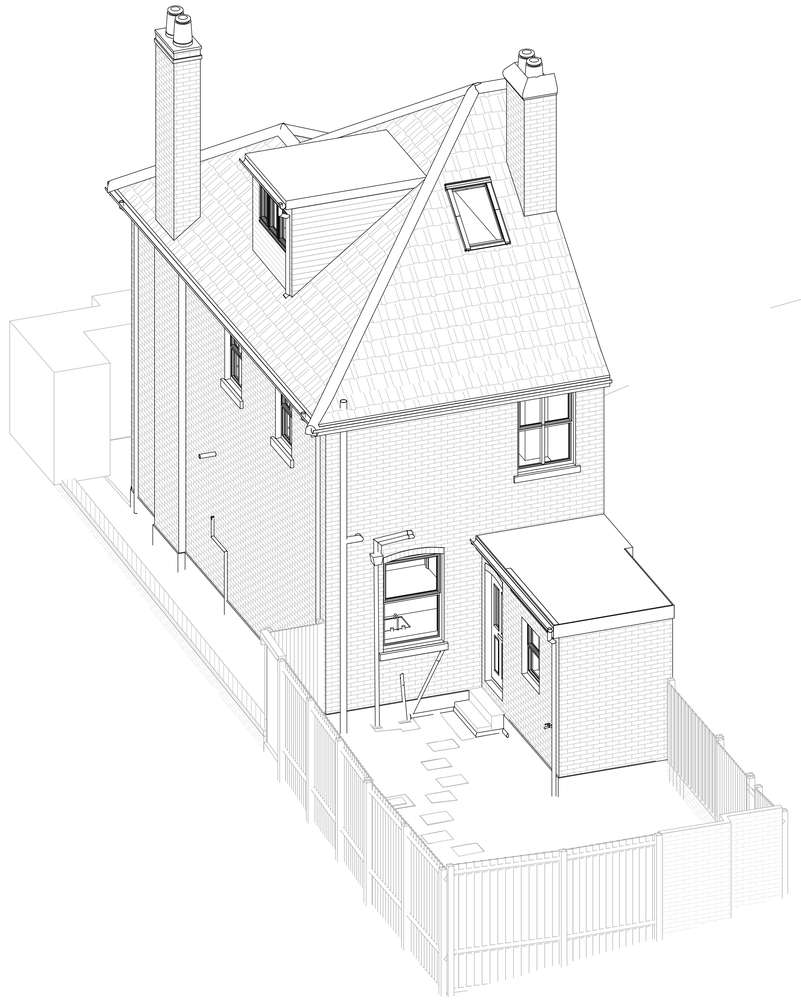

3D Rear View

0 1 2 3 4 5 6 7 8 9 10 (m)

Note to Contractor: Contractor is recommended to carry out an intrusive site investigation prior to commencing works on site to ensure all details designed for this project are appropriate. Contractor to cross reference with Structural Calculations package for suitability, to assess site levels and confirm any design assumptions within the calculations package prior to works commencing on site. If the Contractor requires any additional information, please send a Request For Information to hello@planituk.co.uk before ordering materials and starting the works - requests will be acknowledged and responded to as soon as possible. Please ensure that the drawings have been submitted to Building Control for a Full Plans submission and the compliance report has been discharged before starting works on site.
All dimensions must be checked and verified on site by the contractor prior to the commencement of any works. Any discrepancies or variations must be reported to Plan It UK immediately. Do not scale from this drawing. Drain location is an estimated location, contractor to investigate on site and allow a time and cost contingency for adjustments to drainage if required.

Drawn by: AR	**Title Number:**	**Project:** 113 Tower Gardens Road, N17 7PH	**Date:** 10-11-2026	**No:** 26-2119	Plan It UK Architectural Services
Client: Lizzie Freeman		**Drawing Title:** PROPOSED 3D VIEWS	**Scale:** 1:50 @A1, 1:100 @A3	**Rev:** 02	7 Leigh House, Bexleyheath, DA7 4QP
				Page: D16	Enquiries@planituk.co.uk
					Engineer: se@planituk.co.uk