ACS Consulting
tree consultants

No. 9 Bruce Grove, London, N17 6RA.

Arboricultural Method Statement

October 2023

Arboricultural Association Fellow Member

AA Registered Consultant trees.org.uk

UK Register of Expert Witnesses Registered

Contents

Section	Description
Section 1	General
Section 2	Description of Project
Section 3	Development
Section 4	Planning Conditions
Section 5	Tree Survey
Section 6	Risks to and Impact on Retained Trees
Section 7	Construction Methods and Sequence
Section 8	Conclusions
	Arboricultural Method Statement
Appendix A	Tree Data
Appendix B	Landscape Specification

Contents

ACS Consulting
tree consultants

Section	Description
Drawings	
ARB/5010/Y/100	Arboricultural Survey
TPP/5010/Y/200	Tree Protection & Retention

ACS Consulting
tree consultants

General

This Arboricultural Method Statement (AMS) is prepared on behalf of Haringey Council, for the proposed development at No. 9 Bruce Grove, London, N17 6RA.

This document is intended to demonstrate the degree of protection to be undertaken and demonstrate the fact that, in arboricultural terms, the development is sustainable.

This AMS sets out proposed measures to minimise and mitigate construction impact on the trees and actions for the management of the site during the construction phase. The document provides certainty of outcomes, for example details of special engineering within tree Root Protection Areas.

It is intended that the AMS remains under review during the construction of the project. Sequencing of tree protection measures has been coordinated with the contractors construction programme. The following text contains a series of considerations that Haringey and their appointed developer will follow whilst working on the project to completion.

Description and Location of Project	
Author:	ACS Consulting, 272 Bath Street, Glasgow G2 4JR.
Project Title:	No. 9 Bruce Grove.
Location:	No. 9 Bruce Grove, London, N17 6RA.
Nature of Project:	Forecourt upgrades including resurfacing and boundary treatment alterations.

ACS Consulting
tree consultants

Description of Project

The development comprises: *Forecourt upgrades including resurfacing and boundary treatment alterations* [sic].

ACS Consulting
tree consultants

Planning Conditions

Haringey Council has imposed two arboricultural planning conditions 5 and 6 (HGY/2022/2675).

5 The installation of new pier gates within the RPAs are carried out by hand.
Reason: In order to safeguard the root systems of those trees on the site which are to remain after building works are completed in the interests of visual amenity.[sic]

6 All tree planting, hedging to be confirmed in writing to the Local Planning Authority and a arboricultural method statement supplied for any works within the RPAs.
Reason: To protect the amenity value of the trees consistent with Policy DM1 of The Development Management DPD 2017.][sic]

Statutory Protections

The sites are located in the Bruce Grove Conservation Area and trees are the subject of a Tree Preservation Order at both properties.

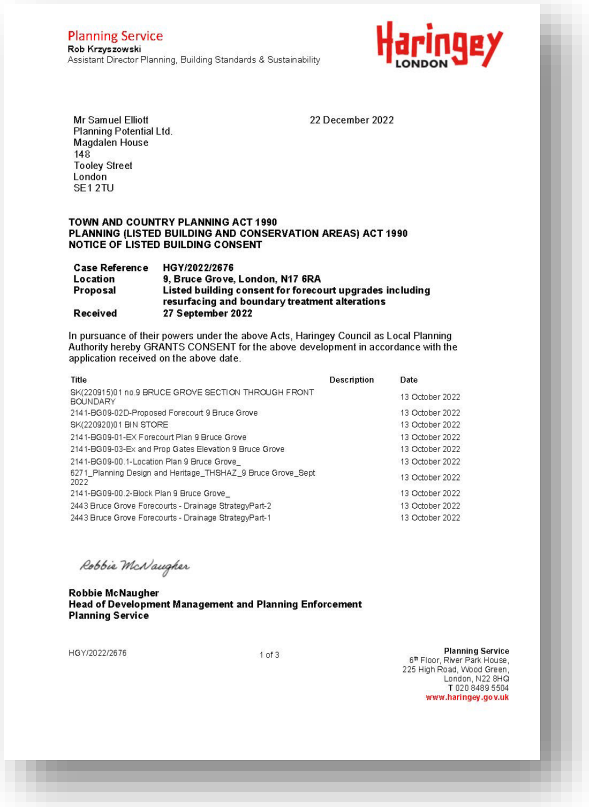

Planning Service
Rob Krzyszowski
Assistant Director Planning, Building Standards & Sustainability

Haringey LONDON

Mr Samuel Elliott
Planning Potential Ltd.
Magdalen House
148
Tooley Street
London
SE1 2TU

22 December 2022

TOWN AND COUNTRY PLANNING ACT 1990
PLANNING (LISTED BUILDING AND CONSERVATION AREAS) ACT 1990
NOTICE OF LISTED BUILDING CONSENT

Case Reference	**HGY/2022/2676**
Location	**9, Bruce Grove, London, N17 6RA**
Proposal	**Listed building consent for forecourt upgrades including resurfacing and boundary treatment alterations**
Received	**27 September 2022**

In pursuance of their powers under the above Acts, Haringey Council as Local Planning Authority hereby GRANTS CONSENT for the above development in accordance with the application received on the above date.

Title	Description	Date
SK(220915)01 no.9 BRUCE GROVE SECTION THROUGH FRONT BOUNDARY		13 October 2022
2141-BG09-02D-Proposed Forecourt 9 Bruce Grove		13 October 2022
SK(220920)01 BIN STORE		13 October 2022
2141-BG09-01-EX Forecourt Plan 9 Bruce Grove		13 October 2022
2141-BG09-03-Ex and Prop Gates Elevation 9 Bruce Grove		13 October 2022
2141-BG09-00.1-Location Plan 9 Bruce Grove_		13 October 2022
6271_Planning Design and Heritage_THSHAZ_9 Bruce Grove_Sept 2022		13 October 2022
2141-BG09-00.2-Block Plan 9 Bruce Grove_		13 October 2022
2443 Bruce Grove Forecourts - Drainage StrategyPart-2		13 October 2022
2443 Bruce Grove Forecourts - Drainage StrategyPart-1		13 October 2022

Robbie McNaugher

Robbie McNaugher
Head of Development Management and Planning Enforcement
Planning Service

HGY/2022/2676 1 of 3

Planning Service
6th Floor, River Park House,
225 High Road, Wood Green,
London, N22 8HQ
T 020 8489 5504
www.haringey.gov.uk

ACS Consulting
tree consultants

Tree Survey

3.01
The tree data can be found at Appendix A. There is no requirement in BS 5837 to repeat the details of the constraints information save for confirming that the trees were surveyed for species type, age, height, crown spread, diameter-at-breast-height, condition, and their suitability for retention from ground level. Each tree or group was assigned to one of the four retention categories [A,B,C,U] specified by BS5837. The individual descriptions and other relevant information are contained in the attached schedule and they are shown on the attached plans, based on the original topographical survey.

Only trees with a stem diameter of 75 millimetres measured at 1.5 metres above the ground are required to be recorded.

3.02
The heights were measured with a digital Hypsometer and the diameters were taken with a diameter tape to give an average stem measurement. Canopy spreads have been measured at the cardinal points or where they significantly extend in other directions.

ACS Consulting
tree consultants

Risks to and Impacts on Retained Trees

The trees will be protected by fencing to, or exceeding, the specification in BS 5837 – 2012. The location of the fencing is shown on plan TPP/5010/Y/200.

There is a requirement for new surfacing to the existing car parking within the RPA of trees and some pathways, also in the RPA. There is a requirement tor new pedestrian gates from Bruce Grove and new ground level uplighting.

Where the roots of trees extend into the car park and pathways, for the extent of that tree's individual RPA, they will be constructed using a no-dig construction using a three-dimensional cellular confinement system. The use of this technique, if implemented in strict accordance with the manufacturer's method statement, has been demonstrated over a number of successive years to be a sound way of crossing roots, allowing them to continue functioning, maintain tree health and stability. Where trees have been removed by stump grinding due to the close association with retained trees, the hollows left can be filled. The cellular confinement system will bridge over any undulations.

There is the requirement to construct new gate pillars at both properties. Where these are located in the RPA of retained trees, the foundation pits will be hand dug under supervision.

ACS Consulting
tree consultants

Construction Methods and Sequence

A Construction Method Statement and Timetable has been drafted. As noted in BS5837 – 2012 5.5.6 it is sufficient to list a heads of terms summary of the issues requiring more detailed consideration once consent is issued. On this site, those issues will include:

- site construction access;
- the intensity and nature of the construction activity;
- phasing of construction works;
- the space needed for construction works;
- space for storing (whether temporary or long-term) materials, spoil and fuel and the mixing of cement and concrete.

A construction programme has been produced identifying weekly inputs.

ACS Consulting
tree consultants

Conclusions

The development can be achieved with minimal impact to the retained trees using the tree protection methods as detailed.

Arboricultural Supervision

The general purpose is to ensure compliance with planning conditions. It is anticipated that arboricultural input is likely to be needed for the following operations:

- Pre-commencement meeting;
- Tree pruning for access to be assessed;
- Installation of protective fencing/timber boxing;
- Installation of no dig products;
- Excavation of gate pillars;
- Excavation of services;
- Removal of protective measures.

All supervisory visits will be logged and a copy of the minutes circulated to all team members including the LPA. A number of the operations named above can be undertaken in a single visit.

The pre-commencement site meeting is to be held before any work is undertaken. All tree protection measures, haul routes, site storage, contractor parking, deliveries, working methods are set out in the main contractor's Construction Management Plan (CMP). Their coordination with the tree protection measures is to be freely discussed and agreed in writing. Initial site visits may be intense to ensure measures are implemented.

General site visits will be undertaken once the site is 'live' at intervals agreed with the team. Our role will be to initially to act in a compliance capacity to ensure the protective measures are fit for purpose and meet or exceed the council's requirements and, the tree works are undertaken to the required standard. Once this has been completed, our role will be one of monitoring and 'troubleshooting'.

Actions

- Pre-commencement site meeting to agree roles, responsibilities and duties in relation to tree protection. Details to be minuted and distributed.
- Appointment of an Arboricultural Clerk of Works (ACoW) to oversee works.

Tree Felling/Stump Removal/Tree Pruning

The following precautions are to be taken.

Actions

- Trees to be removed shall be felled so as to fall away from tree protection zones and to avoid pulling and breaking of roots of trees to remain. Brush can be chipped into the tree protection zone to a depth of 150 mm.

- The roots shall be removed by severing the major woody root mass before extraction. This may be accomplished by Hydro Vacuum & Suction Excavation or Compressed Air Displacement and then, cutting through the roots by hand, with a vibrating knife, rock saw, narrow trencher with sharp blades, or other approved root pruning equipment.

- Trees to be removed within the tree protection zone shall be removed by qualified tree contractors.

- All felled brush and trees shall be removed from the tree protection zone either by hand or with equipment sitting outside the tree protection zone. Extraction shall occur by lifting the material out or by 'skidding' it across the ground.

- Exposed roots to be kept moist with hessian sacking.

- Site inspections to be reported to the development team and the LPA.

- Tree pruning to BS3998 – 2010. No deviation from the specification.

ACS Consulting
tree consultants

Tree Pruning No.9

Tree Ref No.	Species	Work
G1	Group	Crown lift to give 2.5 metres clear canopy height over works area removing minor lateral branches.

ACS Consulting
tree consultants

Construction Exclusion Zone Root Protection – G1
Due to the nature of the ground at the front of the property, standard BS 5837 fencing not will be used. The Construction Exclusion Zone fence will be heras fence panels fixed in place with braceblok™.

Actions

- Fencing installed at locations shown on the plan (ARB/5010/Y/200) and marked on site.
- Fence fixed with braceblok™.
- Location and adequacy signed off by Arboricultural Consultant and LPA advised.
- Tool Box Talk – make construction staff aware of the importance of areas by site manager.
- Signs to be erected advising of the area's importance.

ACS Consulting
tree consultants

Tree Protection Timber Boxing

The trees T1 and T2 at No. 9 will be encased in plywood on a timber framework (images below).

Actions

- Fencing installed at locations shown on the plan (ARB/5010/Y/200) and marked on site
- The plywood box section constructed around the trees.
- Plywood boards (24mm thickness EN 636-2 EN 314-3 CE4 CE2+ E1 – Grade - C+ / C) to be used.
- Location and adequacy signed off by Arboricultural Clerk of Works and LPA advised.
- Works to be monitored by Arboricultural Consultant.
- Completion to be reported to the LPA and signed off by Arboricultural Consultant.
- Tool Box talk.

Tree Protection Notice to be attached to fencing 1.5m from the ground, facing out of the Construction Exclusion Zone and located at regular intervals along the fence line.

The notice must be at least A4 in size

ACS Consulting
tree consultants

Construction Exclusion Zone Ground Protection
The existing hard surface can be left in situ to protect roots at both properties. Alternatively, the Construction Exclusion Zone can be protected by Tuff Trak over a sand blinding. Adequate protection of trees requires the installation of the correct ground protection.

Actions

- The following applies to Tuff Trak (other systems follow a similar installation procedure).
- The existing grass and ground cover and any hard surfaces are to be removed by hand working.
- Permatex 300 geotextile to be laid with a sharp sand blinding layer, or wood chip compressible layer to bring to level.
- Tuff Trak laid over. This surface will be retained through the contract to form a working surface.
- Location and adequacy signed off by the Arboricultural Clerk of Works and the LPA advised.
- Works to be monitored by Arboricultural Consultant.



Excavation in Construction Exclusion Zone – Gate Pillars No. 9.

Actions

- The works area is to be marked out. The ground to be protected as detailed. Turf to a depth of 75 mm to be removed by a turf iron.
- Foundation pits to be hand dug.
- In all cases: Roots <25mm Ø are to be cut at the excavation face with secateurs. Roots >25mm Ø are to be assessed by the Arboricultural Consultant. Findings and decision on root retention/severance to be reported to the LPA.
- Where roots >25 mm Ø are retained around foundations they are to be wrapped in grey insulation foam (the sort the plumbers use) and then in plastic pipe cut vertically to go around, then taped up to make it watertight. These roots can be left in place and the concrete poured around the roots.
- Exposed roots to be kept moist with hessian sacking/terram.
- The excavation face to be lined with a root barrier (such as re-root 2000).
- Site inspections to be reported to the development team and the LPA.

ACS Consulting
tree consultants

Services - NJUG 4.2

Work area to be marked out in accordance with NJUG 4.2.

Actions

- The precautionary area is to be identified.
- The service trenches are to be hand dug.
- In all cases: Roots <25mm Ø are to be cut at the excavation face with secateurs. Roots >25mm Ø are to be assessed by the Arboricultural Consultant. Findings and decision on root retention/severance to be reported to the LPA.
- Where roots >25 mm Ø are retained the services are to be passed beneath the root. The roots is to be wrapped in grey insulation foam (the sort the plumbers use).
- Exposed roots to be kept moist with hessian sacking/terram.
- Location and adequacy signed off by the ACoW and the LPA advised.
- Works to be monitored by ACoW.

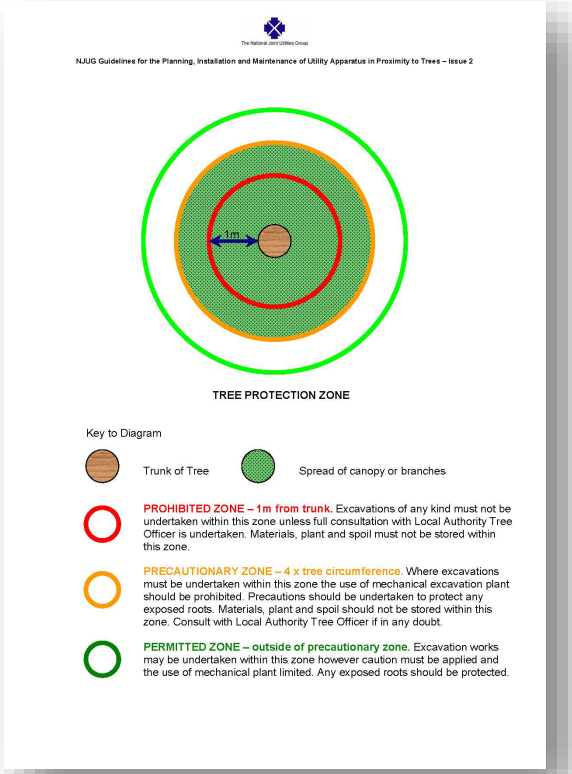

The National Joint Utilities Group

NJUG Guidelines for the Planning, Installation and Maintenance of Utility Apparatus in Proximity to Trees – Issue 2

TREE PROTECTION ZONE

Key to Diagram

Trunk of Tree

Spread of canopy or branches

PROHIBITED ZONE – 1m from trunk. Excavations of any kind must not be undertaken within this zone unless full consultation with Local Authority Tree Officer is undertaken. Materials, plant and spoil must not be stored within this zone.

PRECAUTIONARY ZONE – 4 x tree circumference. Where excavations must be undertaken within this zone the use of mechanical excavation plant should be prohibited. Precautions should be undertaken to protect any exposed roots. Materials, plant and spoil should not be stored within this zone. Consult with Local Authority Tree Officer if in any doubt.

PERMITTED ZONE – outside of precautionary zone. Excavation works may be undertaken within this zone however caution must be applied and the use of mechanical plant limited. Any exposed roots should be protected.

ACS Consulting
tree consultants

Construction Exclusion Zone No dig Paths
Where the footpaths and car parking/passing areas extend into the RPA of retained trees, the paths/road, for the extent of that tree's individual RPA, will be constructed using a no-dig construction using a three-dimensional cellular confinement system. The use of this technique, if implemented in strict accordance with the manufacturer's method statement, has been demonstrated over a number of successive years to be a sound way of crossing roots, allowing them to continue functioning, maintain tree health and stability.

Actions

- The no dig path/drive is to be designed by a reputable supplier of three-dimensional products used for such purposes. Surface finish to be agreed but will be a porous surface (depth TBC).
- The contractor is required to follow the method statement supplied by the product supplier.
- The contractor is required to meet with the ACS Consulting at the site prior to beginning work to review all procedures, access and haul routes, storage and tree protection measures.
- Tree contractors and not construction personnel must perform additional tree pruning required for clearance during construction.
- Works to be overseen by ACoW.

Vertical Mulching for unauthorised access to Root Protection Areas/Construction Exclusion Zones:

Work area to be marked out.

Actions

- Use an air spade or hand-held auger to create holes that are between 50 and 75 millimetres in diameter and drilled at around 600-millimetre centres. The holes should be arranged in a grid pattern up to 1 – 1.5 x the RPA. They should be drilled to a depth of around 300/350 millimetres.
- Dispose of the soil dislodged by the air spade/auger and fill each hole with a diluted liquid fertiliser.
- The liquid fertiliser used and dilution rate (1:100 or 1:50) will depend on the results of a soil nutrient analysis.
- Once the liquid fertiliser has drained away refill each hole with the following blend of fresh soil:
- Biochar (5%):John Innes Soil No 2 or 3 (50%):Multi-Purpose Compost (40%): Slow release (6-12 month) inorganic or organic fertiliser (5%).

Landscaping
The development benefits from a comprehensive landscape scheme which aims to blend and mature as the development integrates into the surroundings. All soft landscape works to be carried out in accordance with BS4428:1989. Trees to be planted in accordance with BS8545:2014.

Actions

- The landscape operations are to be overseen by the ACoW.
- The landscape area is to be identified.
- Tree protection fencing is to be relocated and erected.
- The site is to be sub-soiled where hard surfaces have been removed to an appropriate depth. Subsoil should be broken up to relieve compaction and aid drainage prior to topsoiling to the following depths:
- - For light and non cohesive subsoils: 300mm
- - For stiff clay and cohesive subsoils: 450mm
- Area backfilled with top soil to BS3882:2015 Multipurpose Topsoil and ground protected for landscaping with 18mm plywood boards if required. Backfilling by hand working and barrowing soil, broadcasting soil evenly over the area.
- Access across fresh top soiled areas to use 18mm plywood boards.
- The ground to be tilled by hand tools. The soil must be dry enough and warm enough.
- Tree and hedge planting pits are to be excavated by hand where pits are located in the RPA of retained trees. Where roots >25mm Ø the planting pit is to be relocated.
- Location of landscaping and adequacy of precautionary measures signed off by the Arboricultural Clerk of Works and the LPA advised.
- Soft landscape specification can be found at Appendix B

ACS Consulting
tree consultants

General Precautions

The retention of trees requires a number of general precautions to be taken. Compliance is to be maintained on site by the Arboricultural Consultant. The site visits are detailed at criterion 1 – Timing of Works.

Actions

- Spoil from the foundation pits or other excavations shall not be placed within the Construction Exclusion Zone.
- No materials, equipment, spoil or washout water may be deposited, stored or parked within the Root Protection Area/ Construction Exclusion Zone.
- On-site inspections to be undertaken by the Arboricultural Clerk of Works with the Arboricultural Consultant visiting during critical operations. The aim of the visits is to maintain on-going liaison with all personnel involved in the site development, Local Planning Authority and its Tree Officer.
- Any defects requiring rectification shall be notified to the Contractor/Site Manager/Arboricultural Consultant and the client.
- A site logbook for tree protection measures is kept to record all stages of the development from the erection of the protective fencing, right through to the completion of the project. This will be made available to the Arboricultural Consultant and the Local Planning Authority, if required, to show evidence of continuous site monitoring.

Protection and Emergency Procedure/Contacts

Adherence to the method statement, appointment of the Arboricultural Consultant and their involvement, at the critical demolition and construction phases, should negate any incident. The contact page details those personnel who should be contacted if an incident involving a retained tree should take place.

Actions

- Spill kit available.
- On site fuels to be located away from RPA/CEZ and contained in a bunded tank at 110% capacity.
- All incidents involving trees to be reported by telephone and email.
- Bunded storage of oil/fuels.
- Refuelling points for machinery at distance to the watercourse.
- Use of drop trays under plant/machinery overnight.
- Availability of spill kits on site – and training of site staff in their use.
- No excavation during periods of heavy rain.
- Regular maintenance and inspection of plant – engines and hydraulic systems.

ACS Consulting
tree consultants

Contact List

Title	Name	Address	Telephone	Email
Arboricultural Consultant (Development)	I Murat	ACS, Booths Park, Chelford Road, Knutsford WA16 8GS	01565 755422	irm@acsconsulting.co.uk
Arboricultural Clerk of Works (ACoW)	I Murat	ACS, Booths Park, Chelford Road, Knutsford WA16 8GS	01565 755422	irm@acsconsulting.co.uk
Site Agent/ manager	TBA			
Design/Architect	TBA	Roger Mears Architects London N1 2XD	020 7359 8222	rma@rmears.co.uk
Construction Manager	TBA			
Arboricultural Consultant (Council)	D Monk Senior Arboricultural Officer (Planning)	Haringey Council, L.4, Alexandra House, Station Road N22 7TY		daniel.monk@haringey.gov.uk

Appendix A

Contents

Tree Data

KEY

Age	Y – Young: Out-planted trees that have not yet established SM – Semi-mature: Established trees up to 1/3 of expected height and crown EM – Early mature: Between 1/3 and 2/3 of expected height and crown M – Mature: Between 2/3 and full expected height and crown FM – Fully mature: Full expected height and crown OM – Over mature: Crown beginning to break-up and decrease in size S – Senescent: Crown in advanced stage of break-up
Physiological Condition	Good – Very few defects a reasonable long life expectancy depending on age class Fair – Some defects giving the tree a shortened life expectancy Poor – Limited life with major problems
Structural Condition	Good – Very few defects Fair – Some defects rectifiable with minor tree surgery Poor – Significant defects rectifiable with major tree surgery or felling
#	Estimated dimensions.
(a)	Average stem diameter across a group of trees.
*	Tree subject to TPO.

Table 1 – Cascade chart for tree quality assessment

Category and definition	Criteria			Identification on Plan
Category U Those in such a condition that they cannot realistically be retained as living trees in the context of the current land use for longer than 10 years.	• Trees that have a serious, irremediable, structural defect, such that their early loss is expected due to collapse, including those that will become unviable after removal of other U category trees (i.e. where, for whatever reason, the loss of companion shelter cannot be mitigated by pruning). • Trees that are dead or are showing signs of significant, immediate, and irreversible overall decline. • Trees infected with pathogens of significance to the health and/or safety of other trees nearby, or very low quality trees suppressing adjacent trees of better quality. *NOTE Category U trees can have existing or potential conservation value which might be desirable to preserve; see 4.5.7*			RED
	1 Mainly arboricultural qualities	**2 Mainly landscape qualities**	**3 Mainly cultural values, including conservation.**	
Trees To Be Considered For Retention				
Category A **Trees of high quality** with an estimated remaining life expectancy of at least 40 years	Trees that are particularly good examples of their species, especially if rare or unusual, or essential components of groups, or of formal or semi-formal arboricultural features (e.g. the dormant and/or principal trees within an avenue)	Trees, groups or woodlands of particular visual importance as arboricultural and/or landscape features.	Trees, groups or woodlands of significant conservation, historical, commemorative or other value (e.g. veteran trees or wood-pasture)	GREEN
Category B **Trees of moderate quality** with an estimated remaining life expectancy of at least 20 years.	Trees that might be included in category A, but are downgraded because of impaired condition (e.g. presence of significant though remediable defects, including unsympathetic past management and storm damage), such that they are unlikely to be suitable for retention for beyond 40 years; or trees lacking the special quality necessary to merit the category A designation.	Trees present in numbers, usually growing as groups or woodlands, such that they attract a higher collective rating than they might as individuals; or trees occurring as collectives but situated so as to make little visual contribution to the wider locality.	Trees with material conservation or other cultural value.	BLUE
Category C **Trees of low quality** with an estimated remaining life expectancy of at least 10 years, or young trees with a stem diameter below 150 mm.	Unremarkable trees of very limited merit or such impaired condition that they do not qualify in higher categories.	Trees present in groups or woodlands, but without this conferring on them significantly greater collective landscape value, and/or trees offering low or only temporary/transient landscape benefits.	Trees with no material conservation or other cultural benefits	GREY

No.9

Tree Ref No.	Species	Height	Stem Diameter	Branch Spread M				Height of Crown Clearance	Clear Branch Height	Age Class	Physiological Condition	Structural Condition	Comments/Preliminary Management Recommendations	Estimated Remaining Contribution Years	Category Grading	RPA Radius	RPA Area
		M	MM	N	E	S	W	M	M							(M)	(M^2)
1	Ash	20	650	#6	4	5	6	4	4	M	Good	Good	Tri-stemmed at 3m. Restricted root development. Influenced in development by adjacent sycamore. A tree of moderate quality and value in the landscape.	20+	B1/2	7.8	191
2	Sycamore	20	400, 350	#8	#8	7	2	3	3	M	Good	Fair/Poor	Twin stemmed from ground level. Stems further divide. Crown asymmetry. Causing damage to the wall. A tree of low quality and value in the landscape.	10+	C1/2	6.4	128
G1	Broad-leaved Group	<16	<150	3	3	3	1	2	2	SM	Good	Fair/Poor	Mixed group of birch, ash and sycamore growing through the fence. Poor quality. A group of low quality and value in the landscape.	10+	C1/2	1.8	10

Appendix B

Contents

Landscape Specification

ACS Consulting
tree consultants

ACS Consulting
tree consultants

SOFT LANDSCAPE SPECIFICATION

NOTE: All soft landscape works to be carried out in accordance with BS4428:1989.

SUBSOIL

Subsoil should be broken up to relieve compaction and aid drainage prior to topsoiling to the following depths:

- For light and non-cohesive subsoils: 300mm

- For stiff clay and cohesive subsoils: 450mm

Immediately before spreading topsoil, remove stones larger than 50mm.

TOPSOIL

To be supplied and spread by the main contractor to the approval of the landscape contractor, in accordance with BS 3882: 2015. To be a natural sandy loam, of medium texture, with a pH between 5.5 and 7.8, not more than slightly stony and free of pernicious weeds. Subsoil to be well broken up prior to top-soiling to relieve compaction. Topsoil depths should be: Areas for Ornamental Shrub Planting: minimum 450mm

CULTIVATION

Weeds to be prevented from seeding or becoming established by applying a suitable herbicide and allowing the correct time to elapse, as directed by the manufacturer. Compacted soil to be broken up to a depth of 100mm, with any stones, grass tufts or rubbish larger than 50mm in any direction to be removed, leaving a regular and even surface.

Suitable slow-release fertiliser to be supplied and spread @ 50g/m^2 to all planted areas.

CLIMATIC CONDITIONS

Topsoiling should be carried out in the driest conditions possible – cultivation to be carried out when the soil is moist, friable and not waterlogged or frozen. Topsoil should not be handled during or after heavy rainfall or when it is wetter than the plastic limit as defined by BS 3882. Planting should not take place in waterlogged conditions or when the ground is frozen.

SOIL AMELIORANT

Peat-free compost to be spread over ornamental shrub beds @ minimum 50mm depth prior to cultivation.

PROPOSED TREES

All trees within shrub beds to be planted in separate pits in accordance with tree planting detail.

All tree planting and post maintenance regimes to comply with BS 8545:2014 Trees from Nursery to Independence in the Landscape and transported to site in accordance with the HTA Plant Handling Guide: 1996. All trees to be planted to the original root collar and secured in place with underground guying system in accordance with tree planting detail.

PROPOSED HEDGE PLANTING

All plants to be positioned as detailed to the density and specification.

Planting holes to be 150mm wider than the root spread, have the base ground thoroughly broken up before planting and backfilled with peat free compost.

All plants to be equally spaced throughout the planting areas to the specified density in a staggered arrangement.

Contractor to ensure numbers on schedule match those shown on drawing before placing any orders for plants. Any discrepancies to be brought to the attention of ACS CONSULTING upon discovery.

Contractor to check on site dimensions of all landscape areas to ensure specified quantities will achieve the specified densities for each species.

SUBSTITUTIONS:

Upon submission of evidence that certain materials, including plant materials, are not available at the time of the landscape contract, the landscape contractor may be permitted to substitute other materials and plants in exceptional circumstances during the contract with an agreed adjustment of prices.

All substitutions shall be of nearest equivalent species and variety to the original specified but shall be subject to approval by the **ACS CONSULTING** before any change is made.

TIMES OF YEAR FOR PLANTING:

Landscape works to be carried out during the final possible planting periods prior to practical completion of the building and associated engineering works / car park areas in accordance with the following:

- Native and ornamental trees: During dormant winter period - Late October to late March

- Bare root native transplants: During dormant winter period - Late October to April

- Container grown ornamental and specimen shrubs: At any time if ground and weather conditions are favourable.

MULCH

75mm depth of 8-35mm ornamental bark mulch (peat-free) to be supplied and spread to all planting areas. Finished mulch level to be installed and maintained at 25mm below any adjacent kerbs or paving surfaces.

MAINTENANCE

All planting areas to be maintained to a high standard by the contractor for 24 months after practical completion, to ensure the landscape scheme is successful.

Minimum frequency of maintenance visits:

December / January / February & March – 1No. visit each month

April to November - 2No. visits each month.

Generally, during the first 24 months:

- All planting beds to be re-firmed and kept weed free through hand weeding and application of an approved herbicide where appropriate.

- All litter to be picked and removed from landscape areas.

- Mulch to be topped up as required to maintain the specified thickness.

- The condition of all trees is to be regularly checked, with ties and stakes adjusted or replaced as necessary.

- Shrubs to be pruned at appropriate times of year for each species to promote healthy growth and desirable ornamental features.

- All arisings to be removed from site.

- Any defects or plant losses occurring during the first 24 months defects period to be replaced at the contractor's expense.

Head Office

Booths Park, Chelford Road, Knutsford, WA16 8GS

01565 755 422

www.acsconsulting.co.uk

Scotland Office

272 Bath Street, Glasgow, G2 4JR

0141 354 1633

glasgow@acsconsulting.co.uk

www.acsconsulting.co.uk

Ian Murat

M.Sc, F.Arbor.A, CEnv, MCIEEM, RC. Arbor.A

Registered Consultant of the Arboricultural Association.

ian.murat@acsconsulting.co.uk

ACS Consulting
tree consultants

Arboricultural Association
Fellow Member

AA Registered Consultant
trees.org.uk

UK Register of Expert Witnesses
REGISTERED