The scaling of this drawing cannot be assured

Revision	Date	Drn	Ckd
-	-	-	-

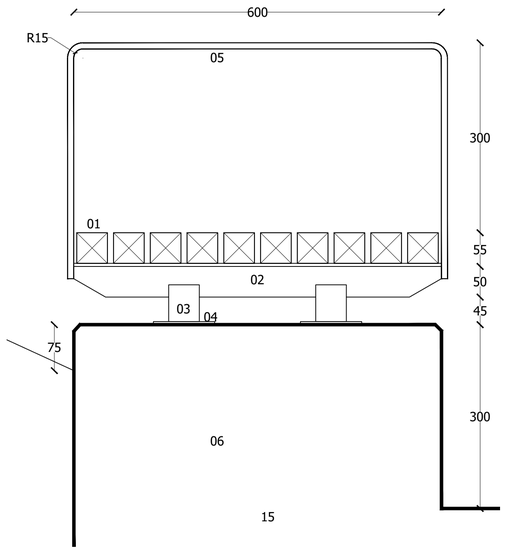

01 SECTION A
1:5@A0

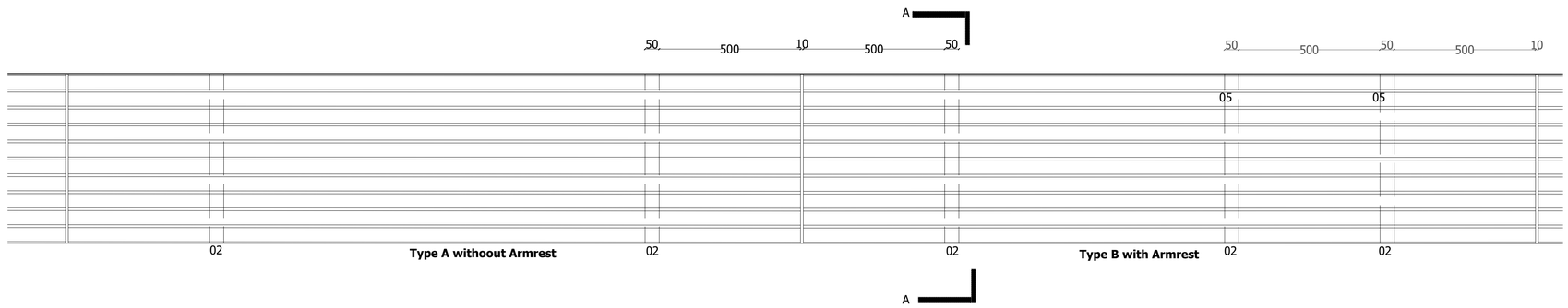

02 DETAIL PLAN
1:20@A0

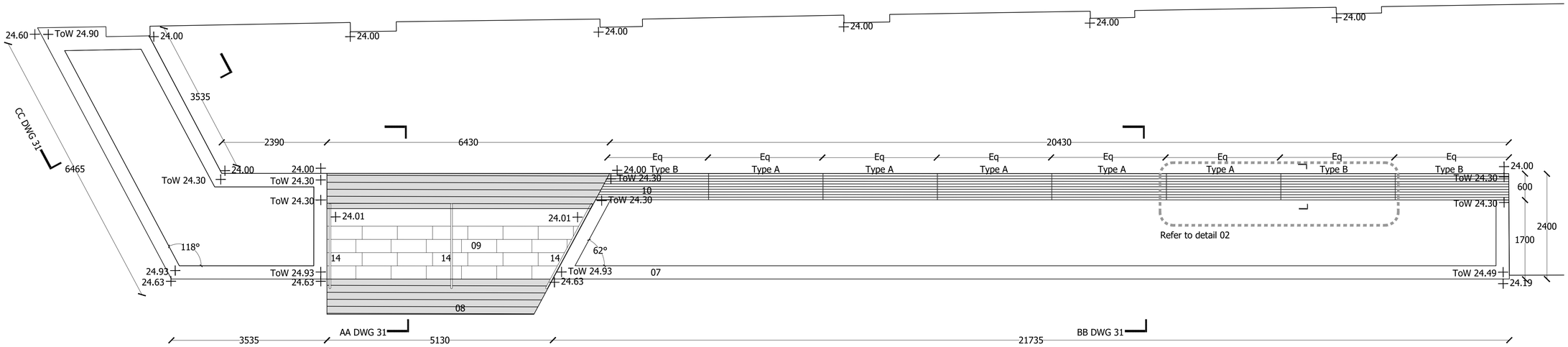

03 PLAN
1:50@A0

LEGENDS

1. Hardwood slat fixed from below with SS countersunk screw
2. 50x50mm T section cut to profile
3. 50mm OD tube leg welded to 02
4. 10mm circular baseplate fixed to concrete base with SS countersunk bolts
5. 10x50mm MS flat handrail welded to 02
6. Fairfaced concrete base
7. Fairfaced concrete wall
8. Tactile paving
9. Step unit
10. Timber cut to match profile of concrete wall below.
11. 10mm crossfall
12. MS Tubular handrail
13. Planting / Topsoil
14. Tubular handrail
15. Foundation to be designed to not reduce width of adjacent planter.

PLANNING

Project
Chocolate Factory
Wood Green

Drawing Title
Bench Detail

Date	Scale	Drawn by	Check by
27.10.23	Varies at A0	BA	JH
Project No	**Drawing No**		**Revision**
32723	RG-LD-22		P1

Stantec
Stantec UK Limited
7 Soho Square
London
W1D 3QB
T: 020 7446 6888
stantec.com\uk

Reproduced from the Ordnance Survey Map with the permission of the Controller of HMSO. Crown Copyright Reserved. Licence No. 100019279.

J:\32000\32723 - The Chocolate Factory Refurb\A4 - Drawings & Registers\Landscape\32723-RG-L-05-06C Landscape GA And Sections TENDER.dwg - RG-LD-22