SITE PLAN
scale 1:500

0 10 20 30m

scale 1:500

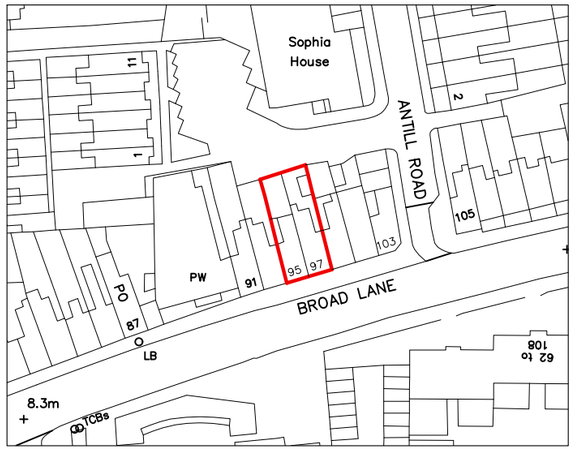

LOCATION PLAN
scale 1:1250

0 25 50 75m

scale 1:1250

N

Notes
1- This drawing is prepared solely for design and planning submission purposes. It is not intended or suitable for either Building Regulations or Construction purposes and should not be used for such.
2- All Dimensions are in millimeters.
3- Dimensions are not to be scaled directly from drawings other than for Planning Purposes.
4- All dimensions are to be checked on site and the Architect is to be informed of any discrepancies before construction commences.
5- All references to drawings refer to current revision of that drawing.
6- The Copyright of this drawing belongs to Archpl Ltd.

Rev.	Date	Revisions
-	-	-

PLANNING

ARCH
ARCHITECTURAL DESIGN STUDIO
400 West Green Road, West Green,
London, N15 3PX
Tel: 07842410527
Web: www.archpl.co.uk

Client	MR OKKES SAKO		
Project	95-97 BROAD LANE N15 4DW		
Scale	1/500;1/1250@A3	Date	10/2023
Drawn By	RG	Checked By	AEC
Project No. 23028	Drawing No. L100	Revision -	
Drawing title	Location and Block Plans		

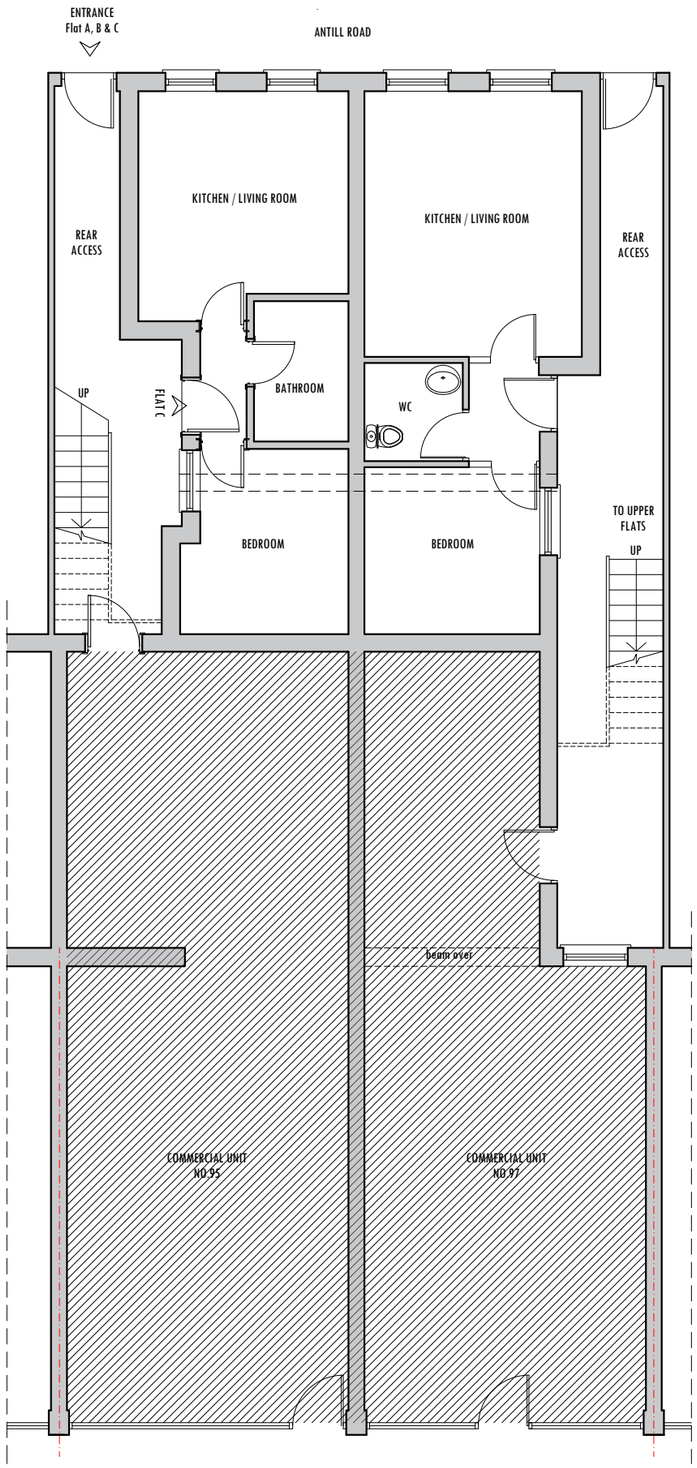

EXISTING GROUND FLOOR PLAN
Scale: 1/100

WALLS / CEILINGS LEGEND:
- EXISTING WALLS / CEILINGS
- PROPOSED WALLS / CEILINGS
- WALLS / PARTITION TO BE REMOVED

LINES / HATCHES LEGEND:
- REMOVING INTERVENTIONS
- PROPOSED INTERVENTIONS
- NEIGHBOURING PROPERTIES

0 1 2 3 4 6m

scale 1:100

Notes
1- This drawing is prepared solely for design and planning submission purposes. It is not intended or suitable for either Building Regulations or Construction purposes and should not be used for such.
2- All Dimensions are in millimeters.
3- Dimensions are not to be scaled directly from drawings other than for Planning Purposes.
4- All dimensions are to be checked on site and the Architect is to be informed of any discrepancies before construction commences.
5- All references to drawings refer to current revision of that drawing.
6- The Copyright of this drawing belongs to Archpl Ltd.

Rev.	Date	Revisions
-	-	-

PLANNING

ARCH
ARCHITECTURAL DESIGN STUDIO
400 West Green Road, West Green,
London, N15 3PX
Tel: 07842410527
Web: www.archpl.co.uk

Client MR OKKES SAKO
Project 95-97 BROAD LANE N15 4DW

Scale	1/100@A3	Date	10/2023
Drawn By	RG	Checked By	AEC

Project No.	Drawing No.	Revision
23028	E101	-

Drawing title: Existing Ground Floor Plan

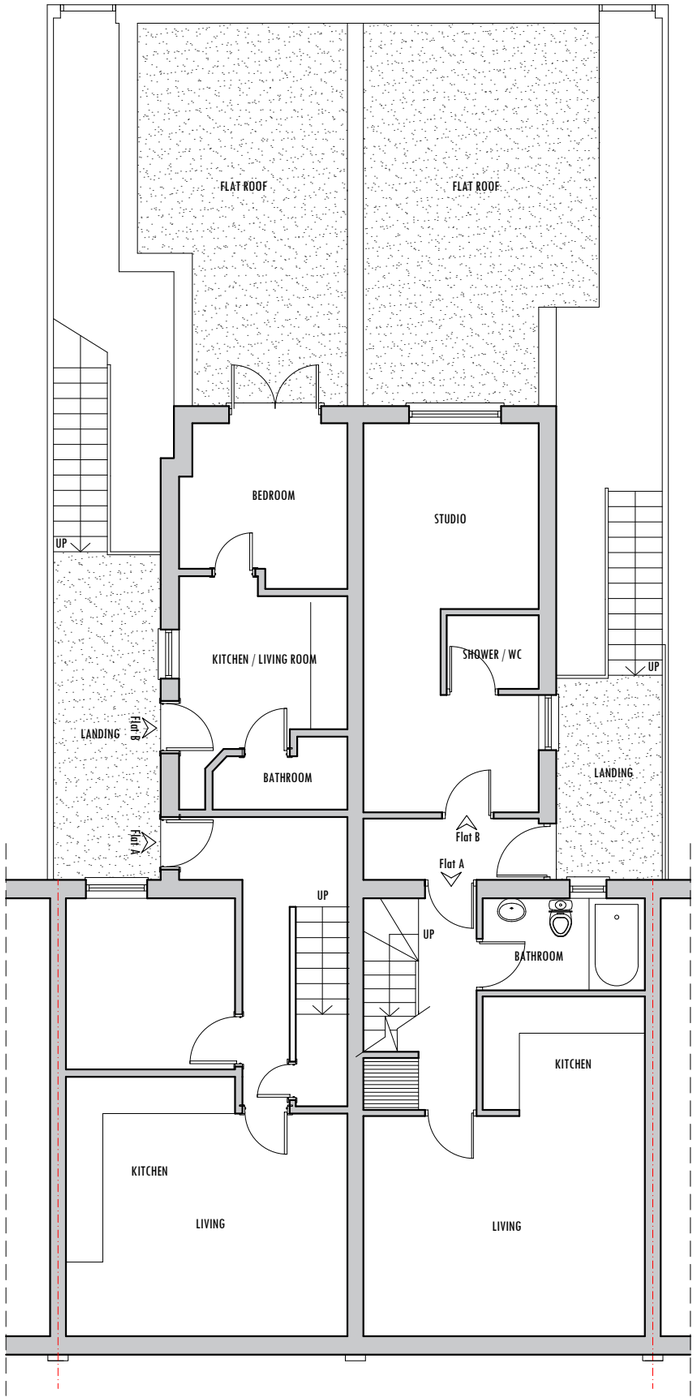

EXISTING FIRST FLOOR PLAN
Scale: 1/100

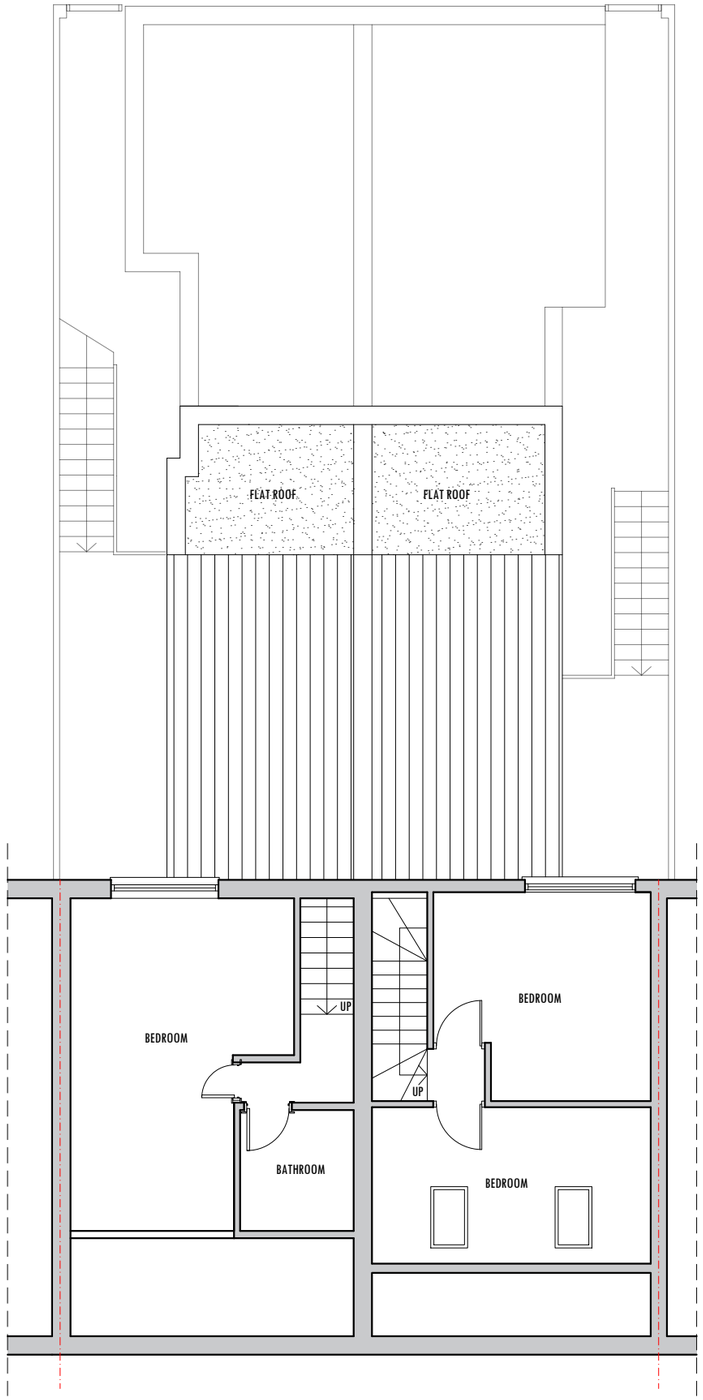

EXISTING ROOF PLAN
Scale: 1/100

WALLS / CEILINGS LEGEND:
- EXISTING WALLS / CEILINGS
- PROPOSED WALLS / CEILINGS
- WALLS / PARTITION TO BE REMOVED

LINES / HATCHES LEGEND:
- REMOVING INTERVENTIONS
- PROPOSED INTERVENTIONS
- NEIGHBOURING PROPERTIES

0 1 2 3 4 6m
scale 1:100

Notes
1- This drawing is prepared solely for design and planning submission purposes. It is not intended or suitable for either Building Regulations or Construction purposes and should not be used for such.
2- All Dimensions are in millimeters.
3- Dimensions are not to be scaled directly from drawings other than for Planning Purposes.
4- All dimensions are to be checked on site and the Architect is to be informed of any discrepancies before construction commences.
5- All references to drawings refer to current revision of that drawing.
6- The Copyright of this drawing belongs to Archpl Ltd.

Rev.	Date	Revisions
-	-	-

PLANNING

ARCH
ARCHITECTURAL DESIGN STUDIO
400 West Green Road, West Green,
London, N15 3PX
Tel: 07842410527
Web: www.archpl.co.uk

Client MR OKKES SAKO
Project 95-97 BROAD LANE N15 4DW

Scale	1/100@A3	Date	10/2023
Drawn By	RG	Checked By	AEC

Project No.	Drawing No.	Revision
23028	E102	-

Drawing title
Existing First Floor and Roof Plans

EXISTING REAR ELEVATION
Scale: 1/100

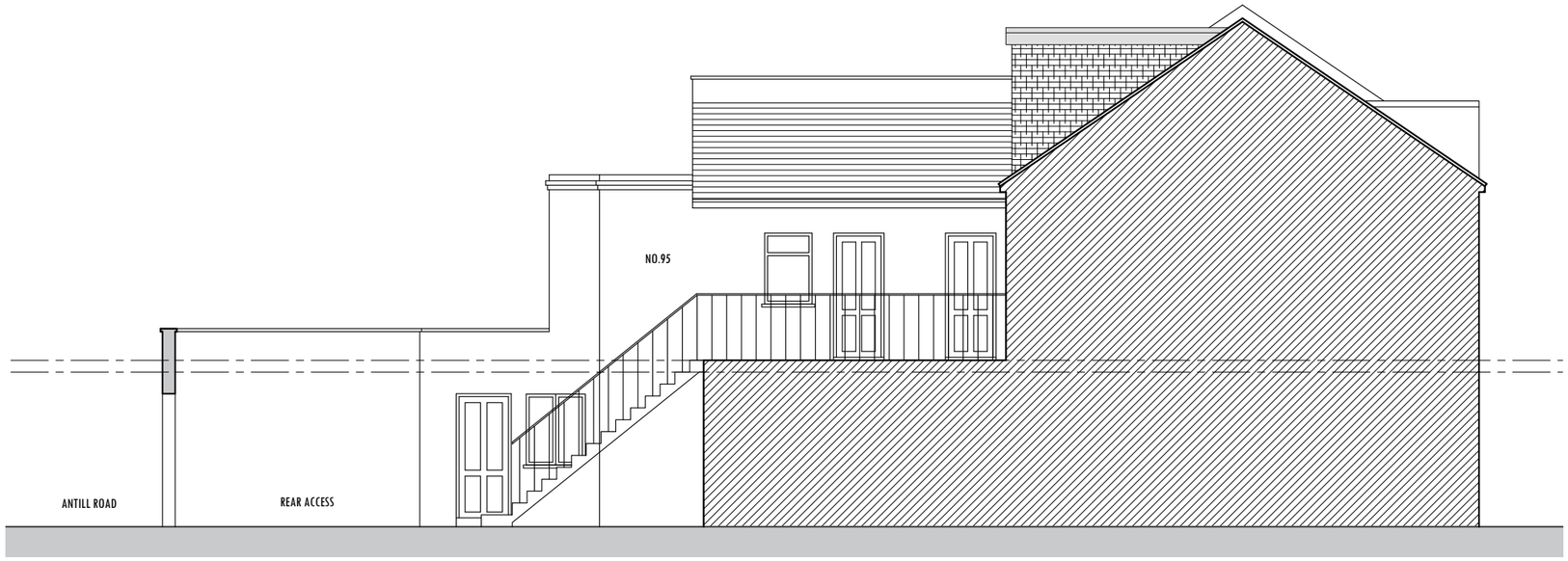

EXISTING WEST ELEVATION
Scale: 1/100

EXISTING EAST ELEVATION
Scale: 1/100

WALLS / CEILINGS LEGEND:
- EXISTING WALLS / CEILINGS
- PROPOSED WALLS / CEILINGS
- WALLS / PARTITION TO BE REMOVED

LINES / HATCHES LEGEND:
- REMOVING INTERVENTIONS
- PROPOSED INTERVENTIONS
- NEIGHBOURING PROPERTIES

0 1 2 3 4 6m
scale 1:100

Notes
1- This drawing is prepared solely for design and planning submission purposes. It is not intended or suitable for either Building Regulations or Construction purposes and should not be used for such.
2- All Dimensions are in millimeters.
3- Dimensions are not to be scaled directly from drawings other than for Planning Purposes.
4- All dimensions are to be checked on site and the Architect is to be informed of any discrepancies before construction commences.
5- All references to drawings refer to current revision of that drawing.
6- The Copyright of this drawing belongs to Archpl Ltd.

Rev.	Date	Revisions
-	-	-

PLANNING

ARCH
ARCHITECTURAL DESIGN STUDIO
400 West Green Road, West Green,
London, N15 3PX
Tel: 07842410527
Web: www.archpl.co.uk

Client MR OKKES SAKO
Project 95-97 BROAD LANE N15 4DW

Scale	1/100@A3	Date	10/2023
Drawn By	RG	Checked By	AEC

Project No.	Drawing No.	Revision
23028	E103	-

Drawing title
Existing Elevations

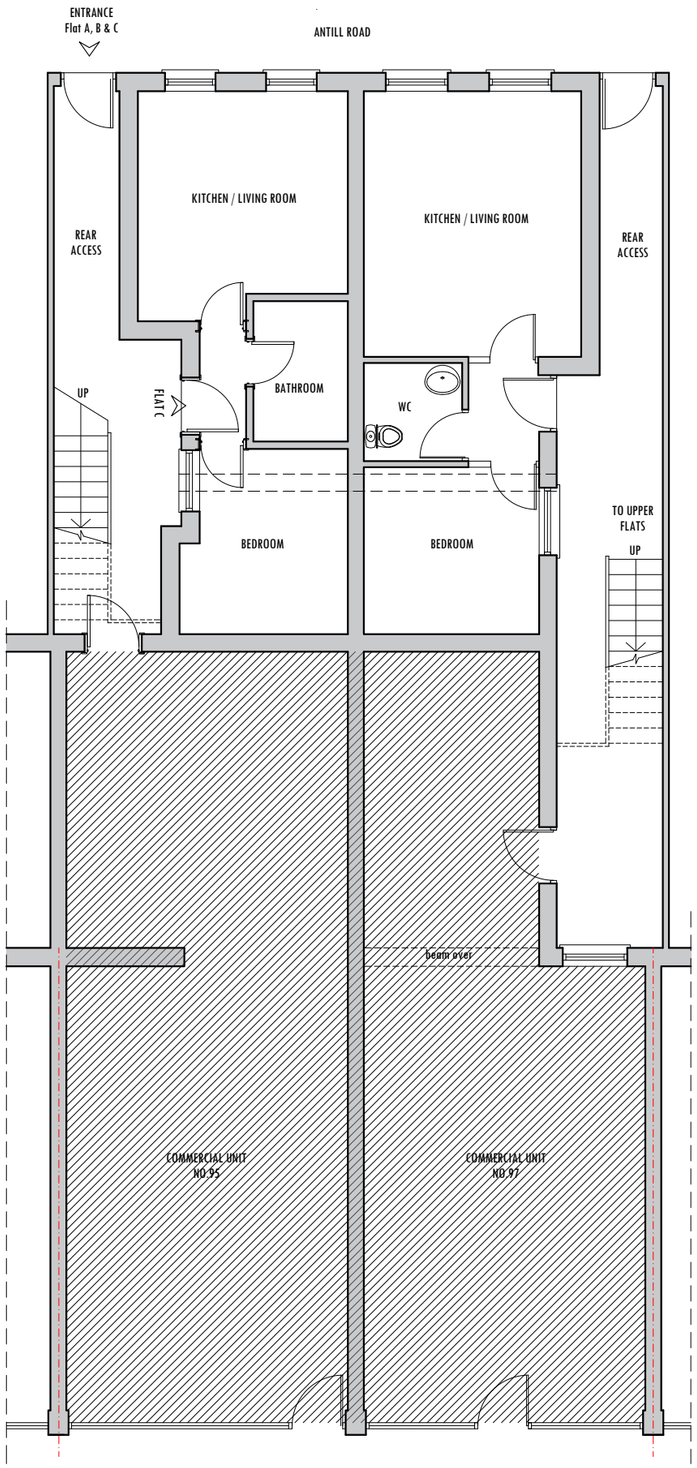

PROPOSED GROUND FLOOR PLAN - No Change
Scale: 1/100

WALLS / CEILINGS LEGEND:
- EXISTING WALLS / CEILINGS
- PROPOSED WALLS / CEILINGS
- WALLS / PARTITION TO BE REMOVED

LINES / HATCHES LEGEND:
- REMOVING INTERVENTIONS
- PROPOSED INTERVENTIONS
- NEIGHBOURING PROPERTIES

0 1 2 3 4 6m

scale 1:100

Notes
1- This drawing is prepared solely for design and planning submission purposes. It is not intended or suitable for either Building Regulations or Construction purposes and should not be used for such.
2- All Dimensions are in millimeters.
3- Dimensions are not to be scaled directly from drawings other than for Planning Purposes.
4- All dimensions are to be checked on site and the Architect is to be informed of any discrepancies before construction commences.
5- All references to drawings refer to current revision of that drawing.
6- The Copyright of this drawing belongs to Archpl Ltd.

Rev.	Date	Revisions
-	-	-

PLANNING

ARCH
ARCHITECTURAL DESIGN STUDIO
400 West Green Road, West Green,
London, N15 3PX
Tel: 07842410527
Web: www.archpl.co.uk

Client MR OKKES SAKO
Project 95-97 BROAD LANE N15 4DW

Scale	1/100@A3	Date	10/2023
Drawn By	RG	Checked By	AEC

Project No.	Drawing No.	Revision
23028	P101	-

Drawing title Proposed Ground Floor Plan

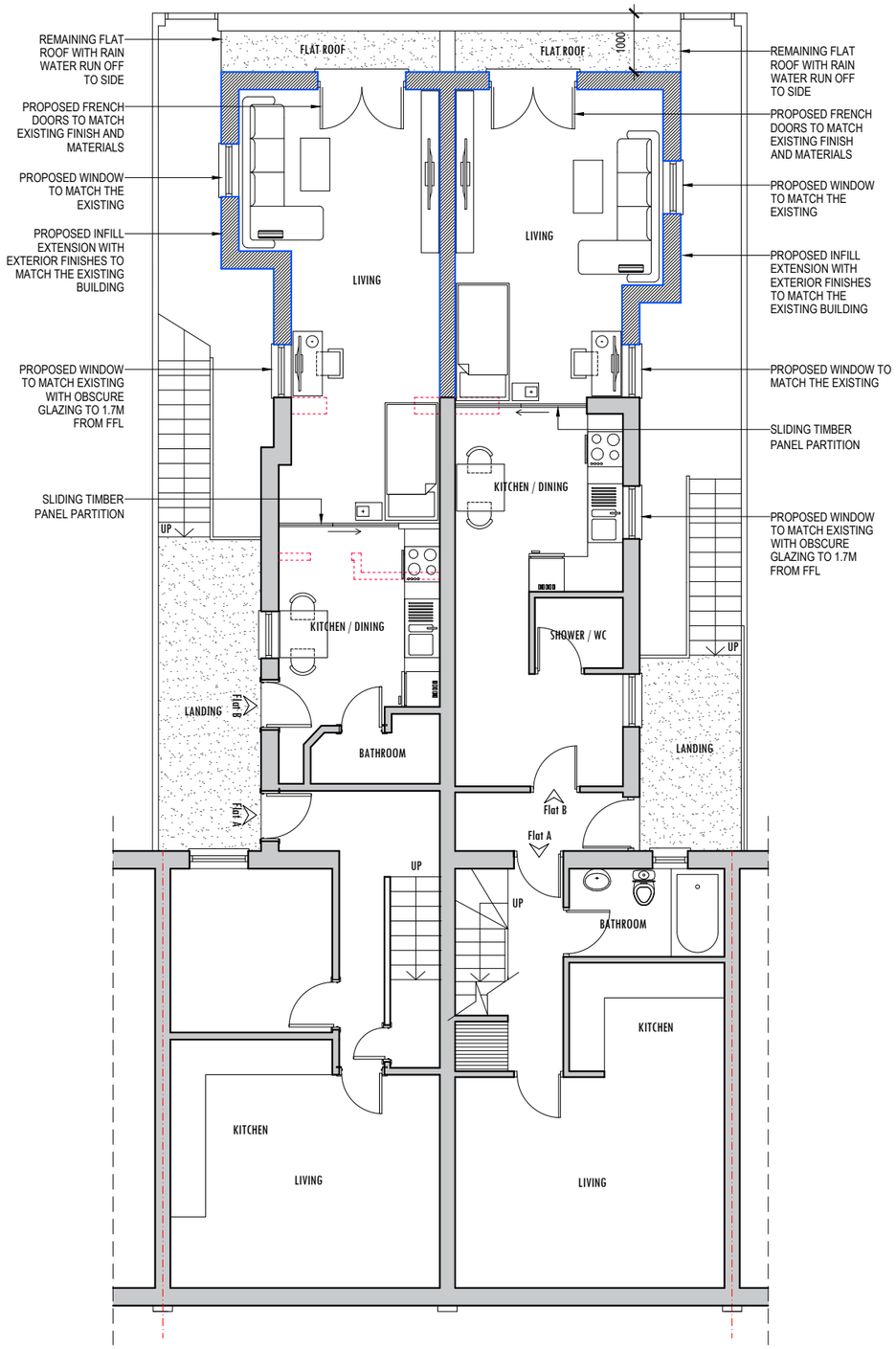

PROPOSED FIRST FLOOR PLAN
Scale: 1/100

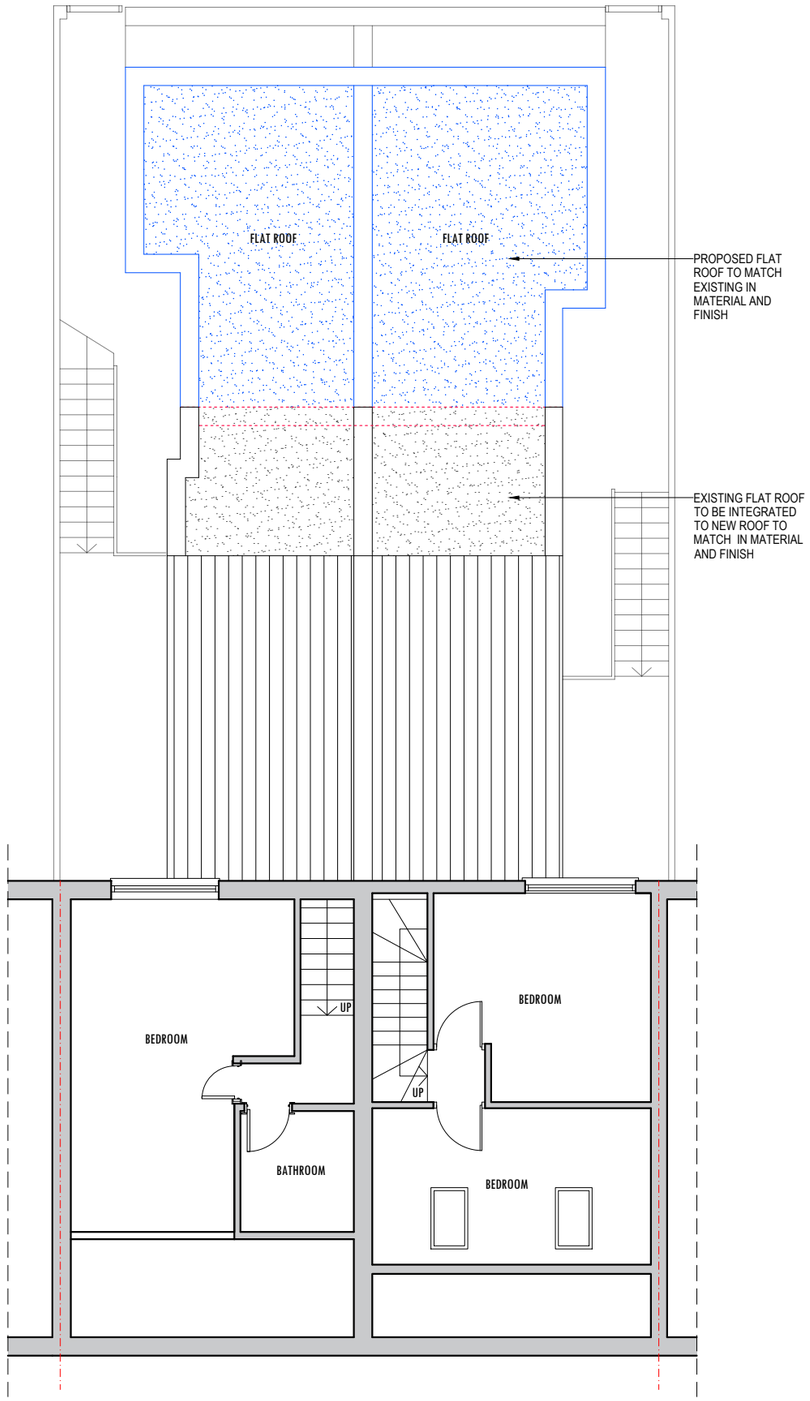

PROPOSED ROOF PLAN
Scale: 1/100

WALLS / CEILINGS LEGEND:
- EXISTING WALLS / CEILINGS
- PROPOSED WALLS / CEILINGS
- WALLS / PARTITION TO BE REMOVED

LINES / HATCHES LEGEND:
- REMOVING INTERVENTIONS
- PROPOSED INTERVENTIONS
- NEIGHBOURING PROPERTIES

0 1 2 3 4 6m

scale 1:100

Notes
1- This drawing is prepared solely for design and planning submission purposes. It is not intended or suitable for either Building Regulations or Construction purposes and should not be used for such.
2- All Dimensions are in millimeters.
3- Dimensions are not to be scaled directly from drawings other than for Planning Purposes.
4- All dimensions are to be checked on site and the Architect is to be informed of any discrepancies before construction commences.
5- All references to drawings refer to current revision of that drawing.
6- The Copyright of this drawing belongs to Archpl Ltd.

Rev.	Date	Revisions
-	-	-

PLANNING

ARCH
ARCHITECTURAL DESIGN STUDIO
400 West Green Road, West Green,
London, N15 3PX
Tel: 07842410527
Web: www.archpl.co.uk

Client	MR OKKES SAKO		
Project	95-97 BROAD LANE N15 4DW		
Scale	1/100@A3	Date	10/2023
Drawn By	RG	Checked By	AEC

Project No.	Drawing No.	Revision
23028	P102	-

Drawing title
Proposed First Floor and Roof Plans

PROPOSED REAR ELEVATION
Scale: 1/100

PROPOSED WEST ELEVATION
Scale: 1/100

PROPOSED EAST ELEVATION
Scale: 1/100

Notes
1- This drawing is prepared solely for design and planning submission purposes. It is not intended or suitable for either Building Regulations or Construction purposes and should not be used for such.
2- All Dimensions are in millimeters.
3- Dimensions are not to be scaled directly from drawings other than for Planning Purposes.
4- All dimensions are to be checked on site and the Architect is to be informed of any discrepancies before construction commences.
5- All references to drawings refer to current revision of that drawing.
6- The Copyright of this drawing belongs to Archpl Ltd.

WALLS / CEILINGS LEGEND:
- EXISTING WALLS / CEILINGS
- PROPOSED WALLS / CEILINGS
- WALLS / PARTITION TO BE REMOVED

LINES / HATCHES LEGEND:
- REMOVING INTERVENTIONS
- PROPOSED INTERVENTIONS
- NEIGHBOURING PROPERTIES

0 1 2 3 4 6m
scale 1:100

Rev.	Date	Revisions
-	-	-

PLANNING

ARCH
ARCHITECTURAL DESIGN STUDIO
400 West Green Road, West Green,
London, N15 3PX
Tel: 07842410527
Web: www.archpl.co.uk

Client MR OKKES SAKO
Project 95-97 BROAD LANE N15 4DW

Scale	1/100@A3	Date	10/2023
Drawn By	RG	Checked By	AEC

Project No.	Drawing No.	Revision
23028	P103	-

Drawing title
Proposed Elevations