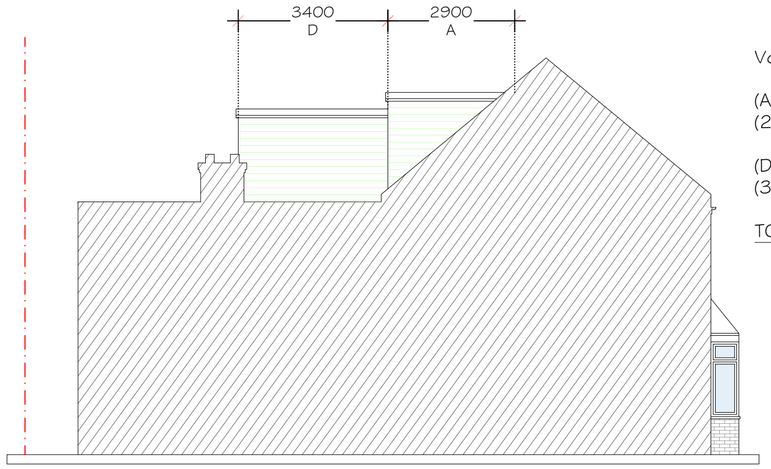

Volume Dormers Calculation:

(AxB/2) x C
(2.9x2.45)/2 x 5.7 =20.25m³

(D+E)/2 x F x G
(3.2+2.2)/2 x 3.20 x 3.4=29.38 m³

TOTAL 20.25+29.38 =49.63 m³ < 50 m³

4 PROPOSED SIDE ELEVATION (E)
Scale 1:100

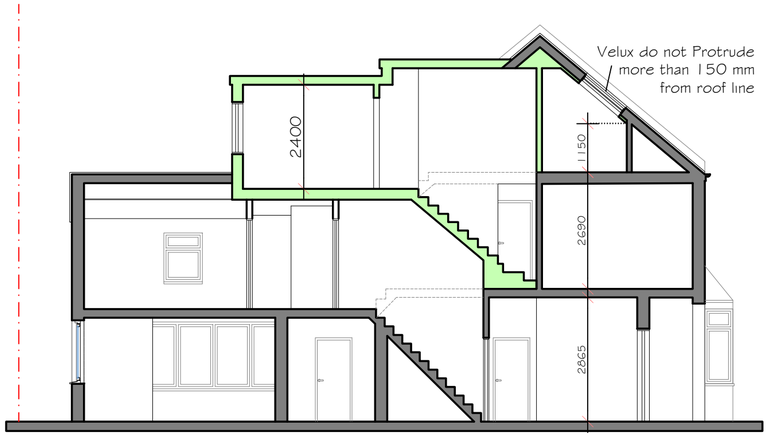

5 PROPOSED SECTION A-A
Scale 1:100

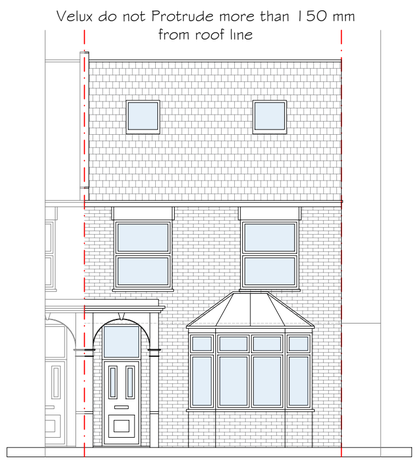

1 PROPOSED FRONT ELEVATION (N)
Scale 1:100

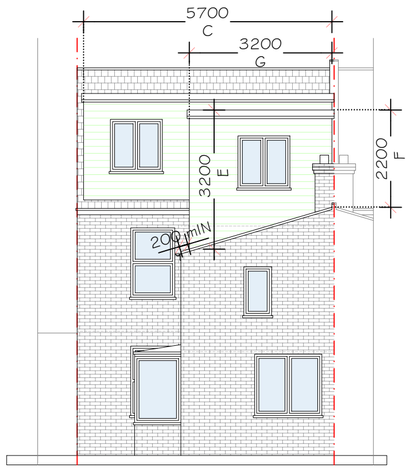

2 PROPOSED REAR ELEVATION (S)
Scale 1:100

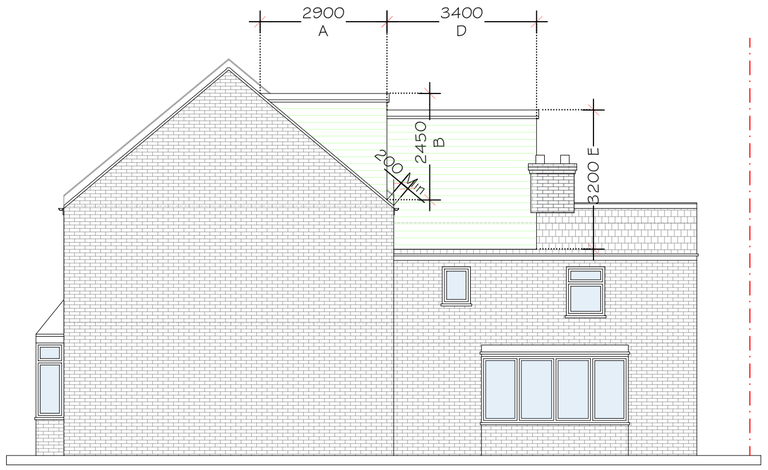

3 PROPOSED SIDE ELEVATION (W)
Scale 1:100

DISCLAIMER NOTE:

1. THIS DRAWING IS COPYRIGHT.
2. CONTRACTORS MUST CHECK ALL DIMENSION ON SITE.
3. FIGURED DIMENSIONS ARE TO BE USED IN PREFERENCE TO SCALED DIMENSIONS.
4. DISCREPANCIES MUST BE REPORTED IMMEDIATELY.
5. OWNER(S) TO COMPLY WITH ALL REQUIREMENTS TO PARTY WALL ACT 1996 PRIOR TO COMMENCEMENT OF WORK.
6. CONSTRUCTION (DESIGN & MANAGEMENT) REGULATION 2007:
ALL PERSONS ASSOCIATED WITH THIS PROJECT IN PARTICULAR (BUT NOT EXCLUSIVELY) THE INSTRUCTING CLIENT, THE PRINCIPAL CONTRACTOR, SUB-CONTRACTORS AND OTHER DESIGNERS ARE HEREBY NOTIFIED AND/OR REMINDED OF THEIR OBLIGATIONS UNDER HEALTH & SAFETY LEGISLATION IN GENERAL AND IN PARTICULAR UNDER THE CONSTRUCTION (DESIGN & MANAGEMENT) REGULATION 2007 AND ANY SUBSEQUENT AMENDMENTS THAT MAY BE ISSUED FROM TIME TO TIME).
SOLE CONCEPTS LTD STATES THAT, IN DEVELOPING THE DESIGN OF THE WORKS, THE HEALTH & SAFETY OF THE BUILDERS AND THE USERS OF THE CONSTRUCTION HAVE BEEN CONSIDERED IN ACCORDANCE WITH THE ABOVE REGULATIONS AND DECLARE THAT ALL REASONABLE EFFORTS HAVE BEEN MADE TO SEE THAT THE CONSTRUCTION AND THE USE OF THE WORK/BUILDING WILL BE WITHOUT ANY RISKS GREATER THAN THOSE ASSOCIATED WITH THE NORMAL CONSTRUCTION AND USE OF A BUILDING OF THIS TYPE AND SIZE.

SCALE 1:100 0 1 2 3 4 5 6 7 8m

REV:	DESCRIPTION:	BY:	DATE:

SOLE CONCEPTS ARCHITECTURAL & DESIGN

FIRST FLOOR
94-96 HIGH STREET
HODDESDON
HERTFORDSHIRE
EN11 8HD
01992 939500

info@soleconcepts.co.uk
www.info@soleconcepts.co.uk

ADDRESS:
2B CANNING CRESCENT,
LONDON, N22 5SR

PROJECT:
PROPOSED LOFT EXTENSION

DRAWING TITLE:
PROPOSED ELEVATIONS AND SECTION

DATE:	DRAWN BY:	CHECKED:
NOV' 23	CE	JD

SCALE:	SHEET SIZE:	SHEET NO:
1:100	A2	

PROJECT NO:	STATUS:
3835	PLANNING

DRAWING NO:	REVISION:
3835-23A2-104	