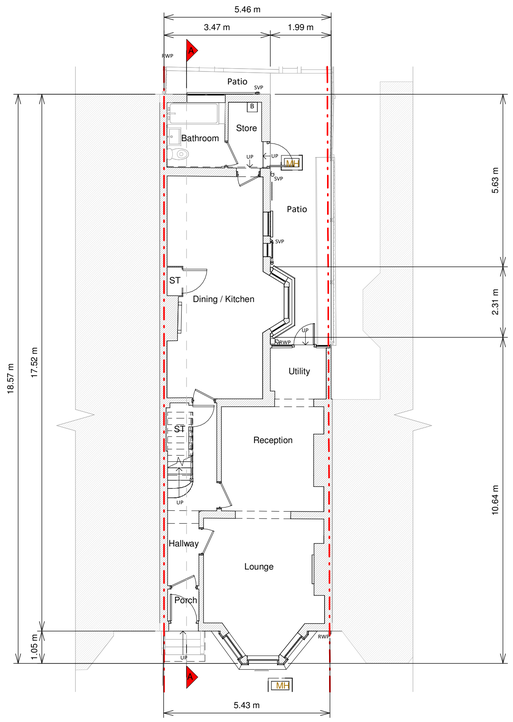

Ground Floor Plan

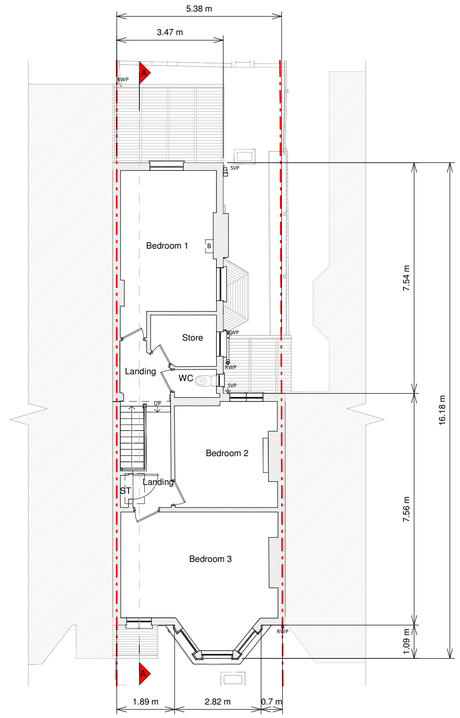

First Floor Plan

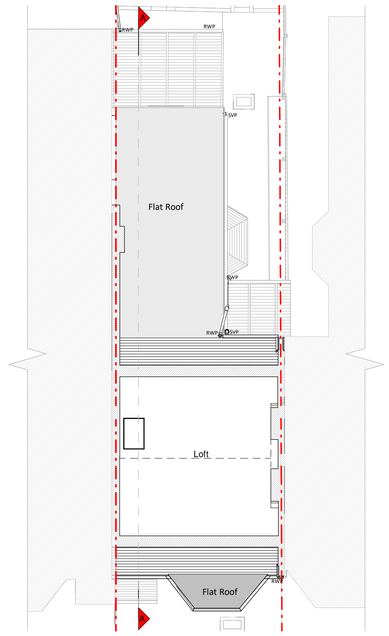

Loft Floor Plan

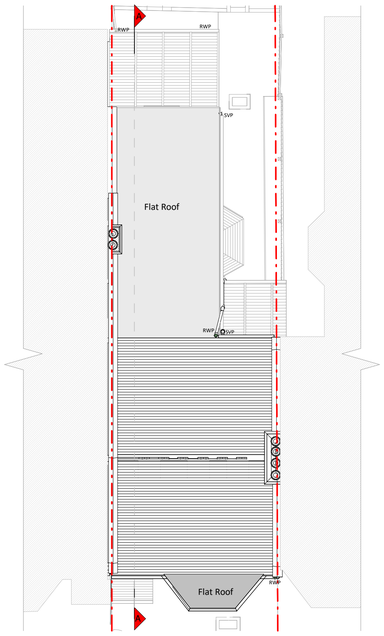

Roof Plan

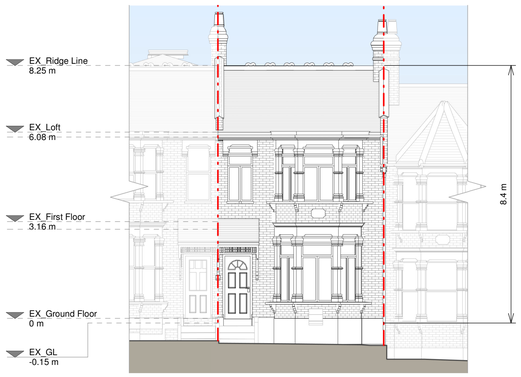

Front Elevation

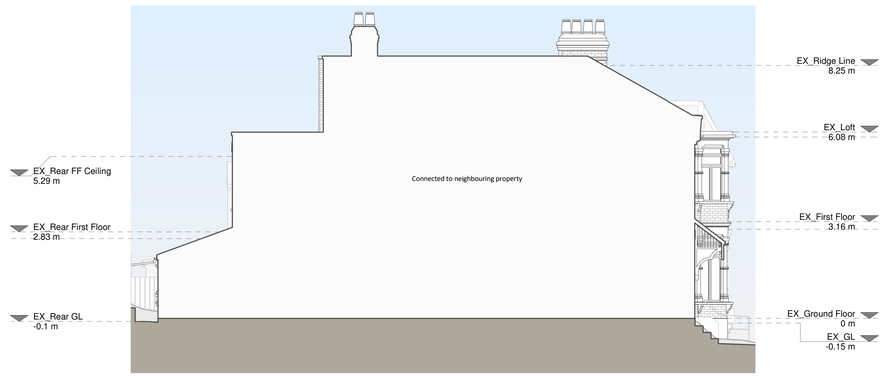

Left Side Elevation

Section A - A

Rear Elevation

Right Side Elevation

1 0 1 2 3 4 5
SCALE 1:100 m

Copyright in the designs and this drawing is the property of RESI and must not be copied or used for any purpose without written sanction of RESI. This drawing must be read in conjunction with all other relevant documentation and drawings.

RESI accepts no liability for any expense, loss or damage of whatsoever nature and however arising from any variation which has not been referred to them and their approval obtained.

Print out to actual scale. Do not scale, except unless for planning purposes. All dimensions must be checked on-site prior to manufacture and construction. Any discrepancies to be reported to RESI immediately.

Existing Materials:

Brickwork / Walls - Cream painted brickwork front and red painted brickwork rear

Pitched roof - Slate tiles and felt roofing

Flat roof - Felt flat roof

Windows - Aluminium windows and White uPVC windows

Doors - Painted timber doors

RWPs / Gutter's / Fascia's - White painted fascia board, Black cast iron downpipes and guttering

KEY

- Existing walls
- Existing furniture
- Boundary line
- Level line
- 1.5m head height
- 1.8m head height

N

Revision

Rev	Notes	Date
A	Planning Issue	16/01/2024

RESI Grow your home

Job Title

Erection of a ground floor rear roof extension, raised ridge roof extension complete with L-shaped dormer, roof terrace, internal alterations and all associated works.

Drawing Status

Planning

Client

Ajay Arul

Drawing Title

Existing Drawings

Scale: 1 : 100 @ A1	Drawn: AR
Date: Jan 2024	Checked: JE
Drawing No.: 865432-1100	Rev: A

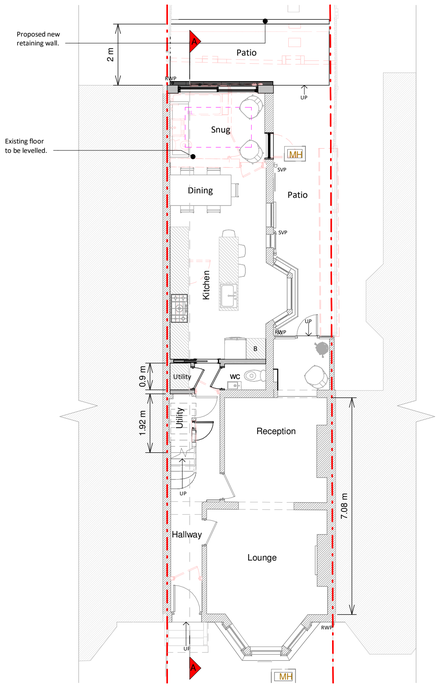

Ground Floor Plan

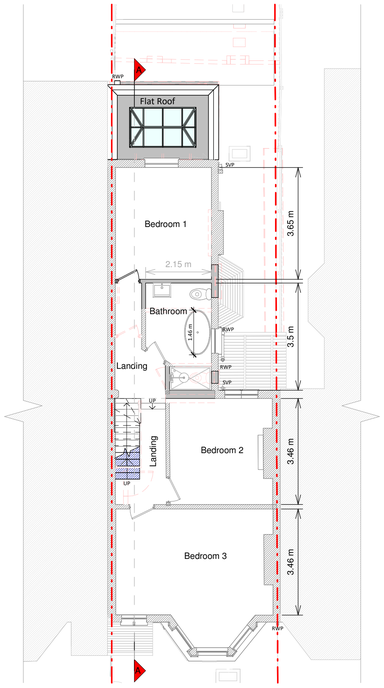

First Floor Plan

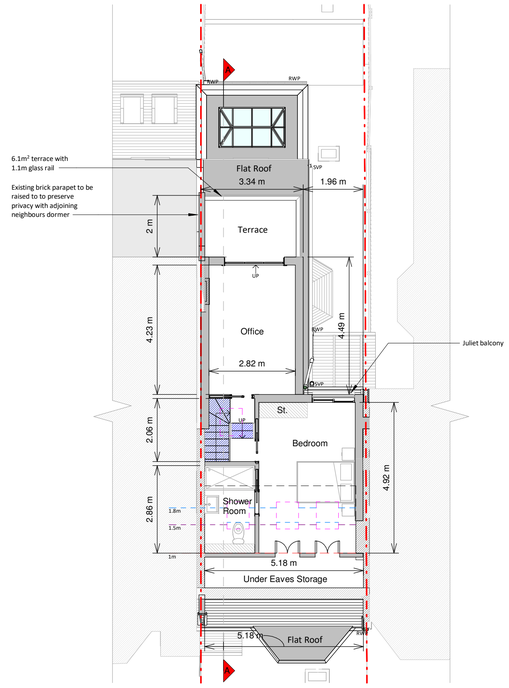

Loft Floor Plan

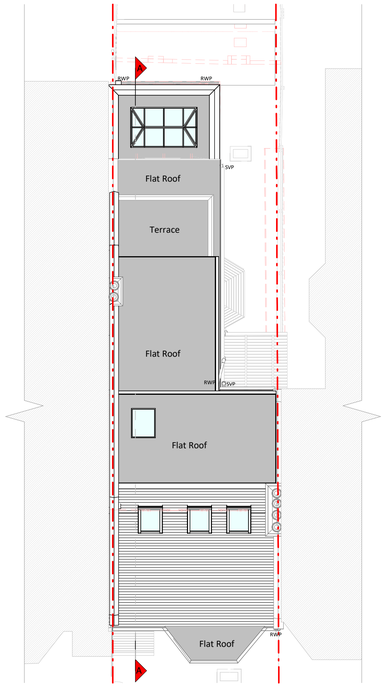

Roof Plan

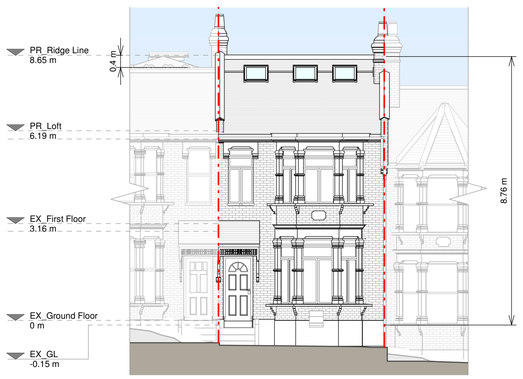

Front Elevation

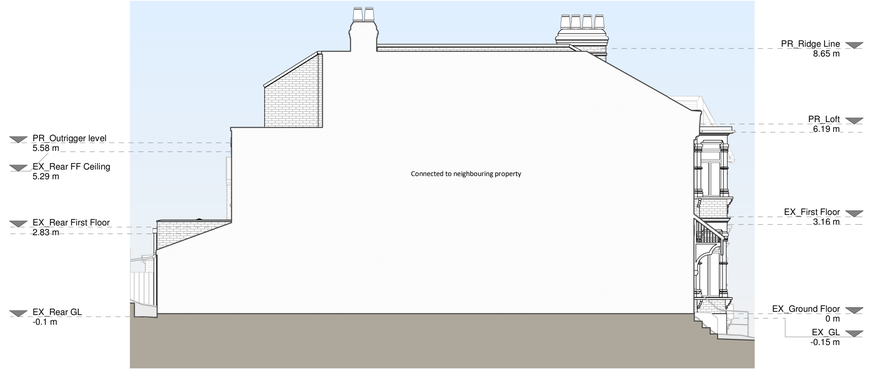

Left Side Elevation

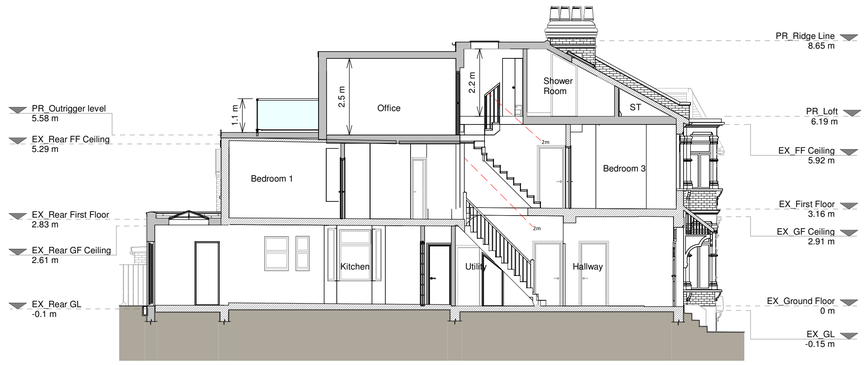

Section A - A

Rear Elevation

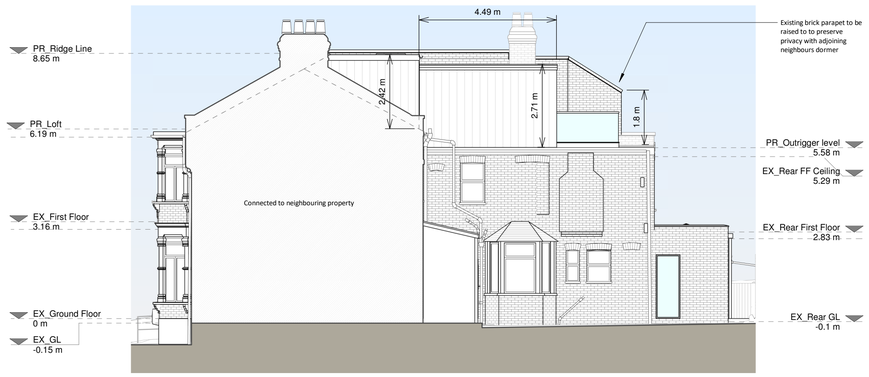

Right Side Elevation

1 0 1 2 3 4 5
SCALE 1:100 m

Copyright in the design and this drawing is the property of RESI and must not be copied or used for any purpose without written sanction of RESI. This drawing must be read in conjunction with all other relevant documentation and drawings.

RESI accepts no liability for any expense, loss or damage of whatsoever nature and however arising from any variation which has not been referred to them and their approval obtained.

Print out to actual scale. Do not scale, except unless for planning purposes. Check all dimensions on drawing on-site prior to manufacture and construction. Any discrepancies to be reported to RESI immediately.

Proposed Materials:

Brickwork / Walls - Painted brick work to match existing, slate tiled dormer cheeks and glass balustrade

Pitched roof - Slate tiles

Flat roof - Fiberglass

Windows - Aluminium framed windows & aluminium framed lantern and rooflights

Doors - Aluminium framed sliding doors

RWP's / Gutter's / Fascia's - Black cast iron downpipes and guttering to match existing

KEY

- Existing walls
- Proposed walls
- Proposed furniture
- Proposed staircase
- Proposed windows
- Proposed rooflight
- Boundary line
- Proposed beam
- Proposed drainage
- Existing removed
- 1.5m head height
- 1.8m head height

N

Revision

Rev	Notes	Date
A	Planning Issue	16/01/2024

RESI Grow your home

Job Title

Erection of a ground floor rear roof extension, raised ridge roof extension complete with L-shaped dormer, roof terrace, internal alterations and all associated works.

Drawing Status

Planning

Client

Ajay Arul

Drawing Title

Proposed Drawings

Scale 1 : 100 @ A1	Drawn AR
Date Jan 2024	Checked TM
Drawing No. 865432-3100	Rev. A