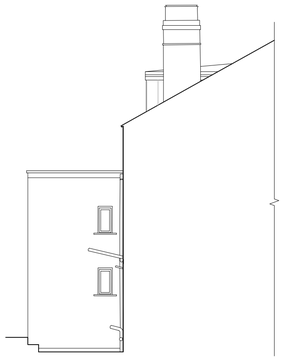

5. **Side Elevation | 1:100**

6. **Rear Elevation | 1:100**

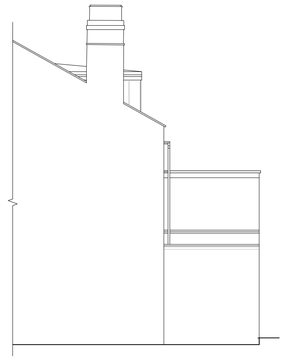

7. **Side Elevation | 1:100**

8. **Front Elevation | 1:100**

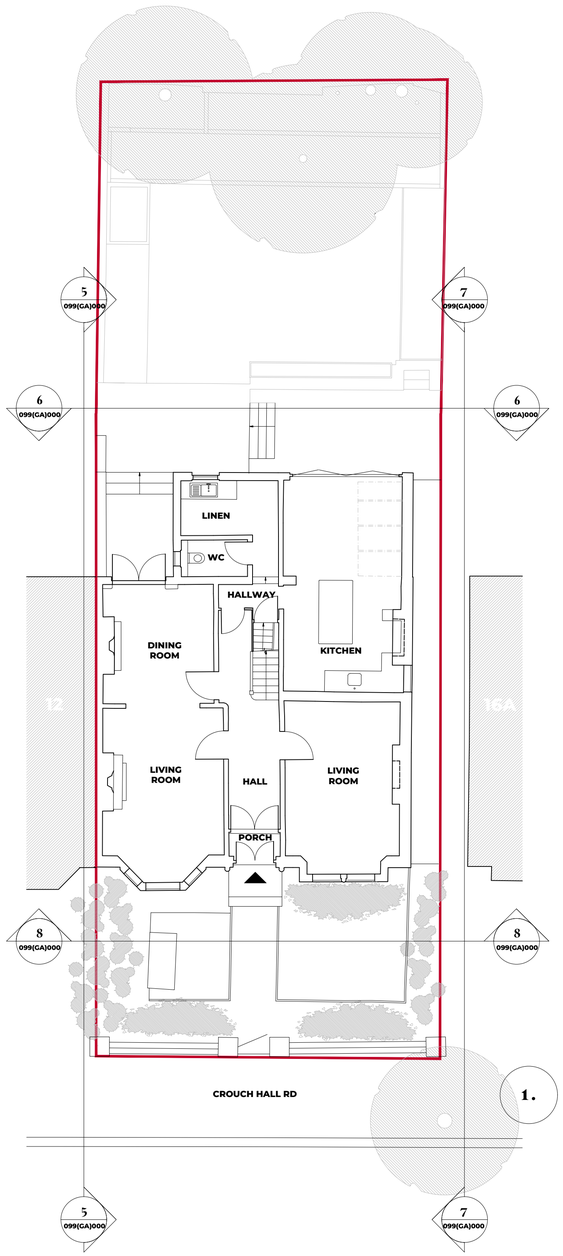

1. **Ground Floor Plan | 1:100**

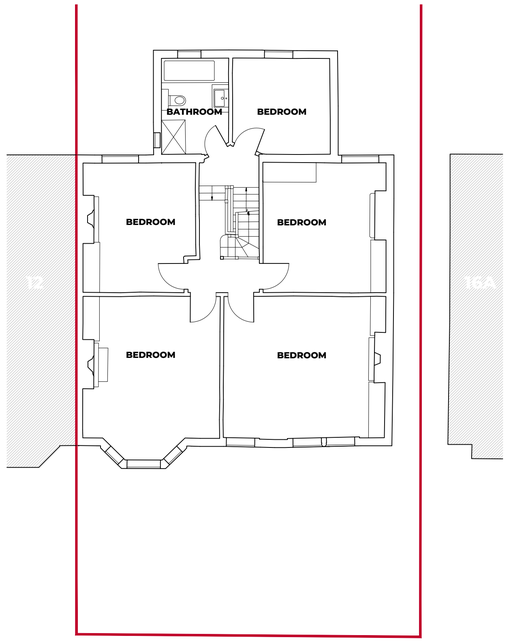

2. **First Floor Plan | 1:100**

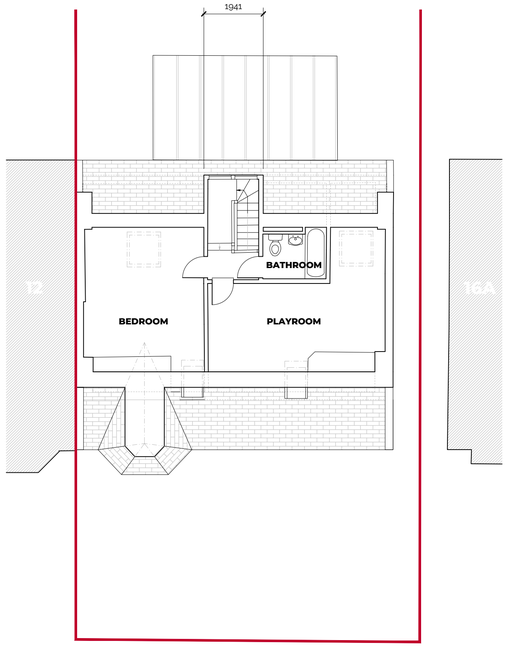

3. **Second Floor Plan | 1:100**

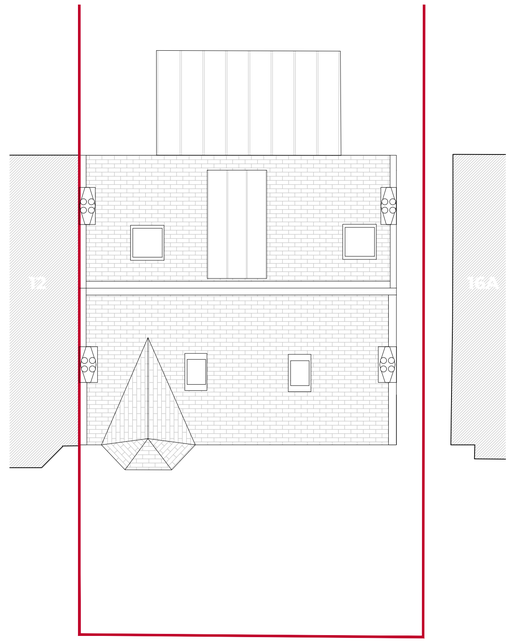

4. **Roof Plan | 1:100**

GENERAL NOTES

1. Relate to other drawings and specifications.
2. Do not scale. Use only figured dimensions. Verify all dimensions before construction.
3. Ensure that design information and final construction conform to current Building Regulations, CDM Regulations, and any relevant codes of practice.
4. Appraise construction details to ensure suitability for intended purpose.
5. Install specified items to manufacturer's recommendations.
6. Do not use for land transfer purposes.

SPECIFIC NOTES

REVISION	DESCRIPTION	BY	DATE

PROJECT	**14 CROUCH HALL RD**
FOR	**McBAIN**
TITLE	**EXISTING DRAWINGS**
CATEGORY	**GENERAL ARRANGEMENT**
SCHEME	**1**
STAGE	**3**

NO.	SCALE	DRAWN	DATE
099(GA)000	**1:100**	**DN**	**07.02.2024**