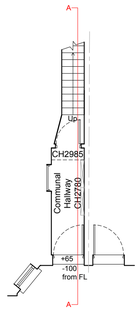


Ground Floor Plan
As Existing 1:100

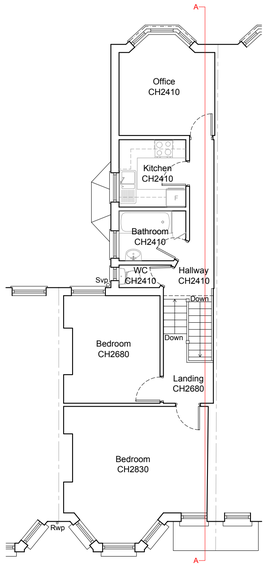


First Floor Plan
As Existing 1:100

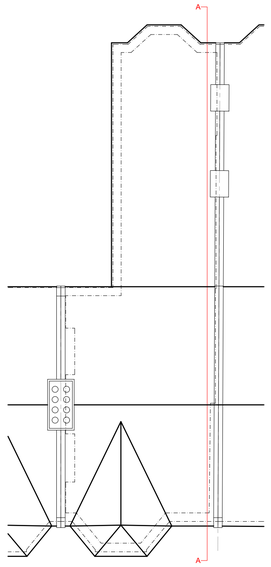


Roof Plan
As Existing 1:100

N

Location Plan

Scale 1:1250

0 10 20 30 40 50 60 70 80 90 100m

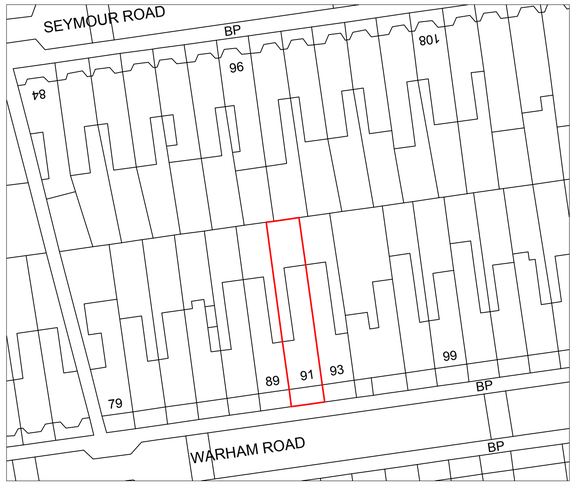


N

Existing/Proposed Block Plan

Scale 1:500

0 10 20 30 40m

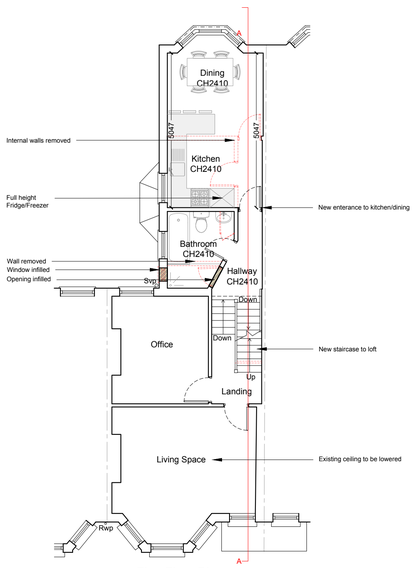


First Floor Plan
As Proposed 1:100

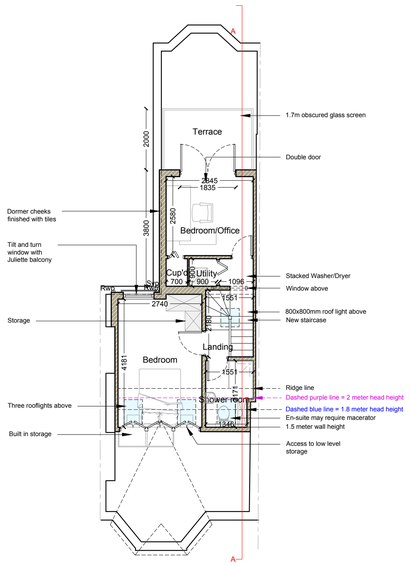


Loft Plan
As Proposed 1:100

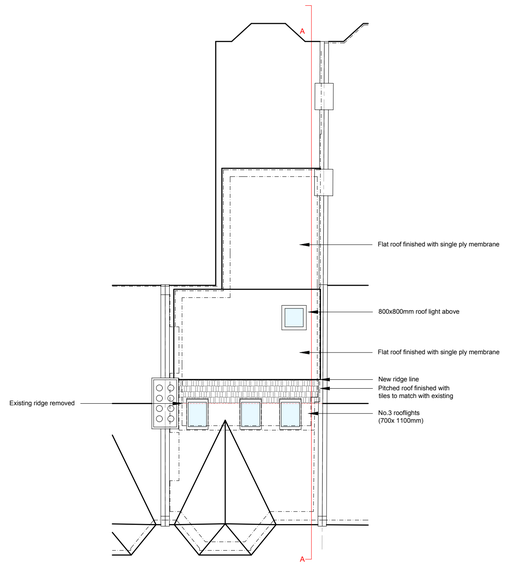


Roof Plan
As Proposed 1:100

NOTES:

© COPYRIGHT - DETAILED PLANNING LTD

All dimension should be checked on site prior to works commencing. Variations in squareness, depth of plaster etc. must be checked for. Where new walls are shown as aligned with existing walls, physical removal of brickwork and / or plaster to establish the actual position of the wall being attached to must be checked.

Any discrepancies should be reported in writing immediately.

When printing off PDF's, check that the drawings are printed to correct paper size and scale.

Documents should be used as to the drawing status described

Property owner to ensure that all aspects of the "party wall etc., act 1996" are complied with prior to any works commencing on site.

Client to be aware of CDM duties and appoin/act as appropriate.

CIAT
REGISTERED PRACTICE

0 1 2 3m
SCALE: 1:50

0 1 2 3 4 5 6m
SCALE: 1:100

DETAILED PLANNING

GREENSIDE HOUSE
50 STATION ROAD
LONDON, N22 7DD

T 0208 1500 494
E INFO@DETAILED-PLANNING.CO.UK
WWW.DETAILED-PLANNING.CO.UK

SITE
*91B Warham Road, N4 1AS, London*

DRAWING TITLE
*Location Plan, Block Plan and Existing and Proposed Plans*

DRAWINGS STATUS
*Planning*

| SCALE | DATE | DRAWN | CHECKED |
|---|---|---|---|
| *As Noted @ A1* | *Feb.2024* | *L.M./D.C.* | *P.C./E.B.* |

| DRAWING NO. | | REVISION |
|---|---|---|
| *2328DH_FUL:* | *SH1* | *A* |

Front Elevation
As Existing 1:100

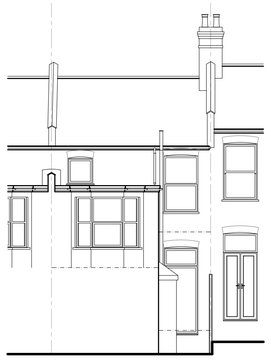

Rear Elevation
As Existing 1:100

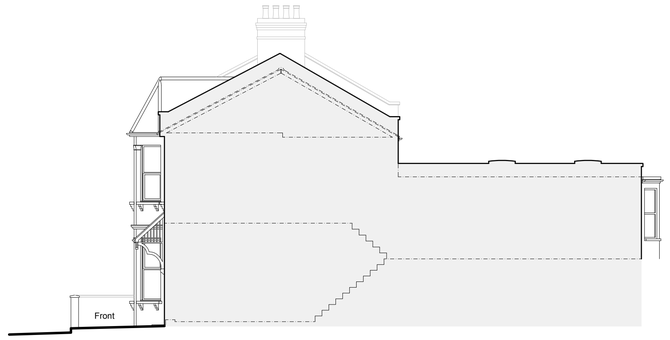


Side Elevation
As Existing 1:100

Side Elevation
As Existing 1:100

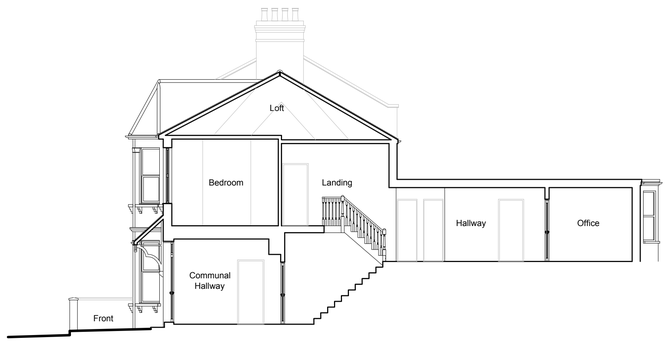


Section A-A
As Existing 1:100

Front Elevation
As Proposed 1:100

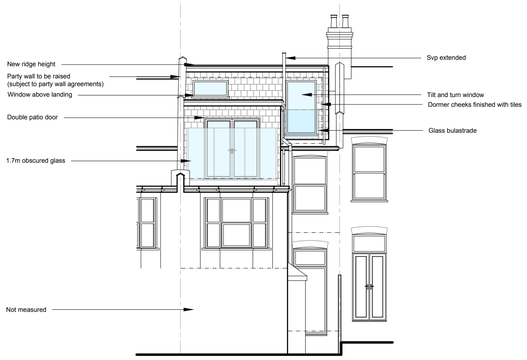


Rear Elevation
As Proposed 1:100

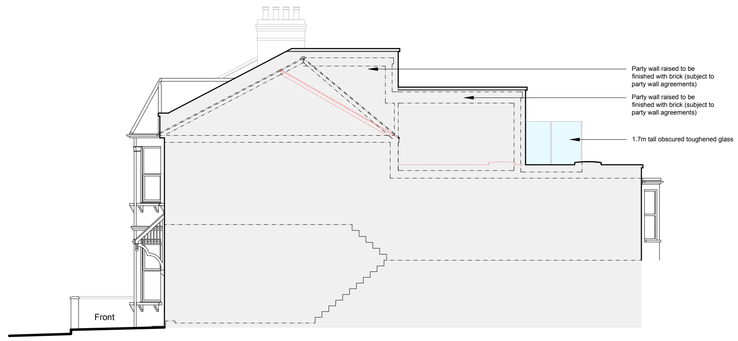


Side Elevation
As Proposed 1:100

Side Elevation
As Proposed 1:100

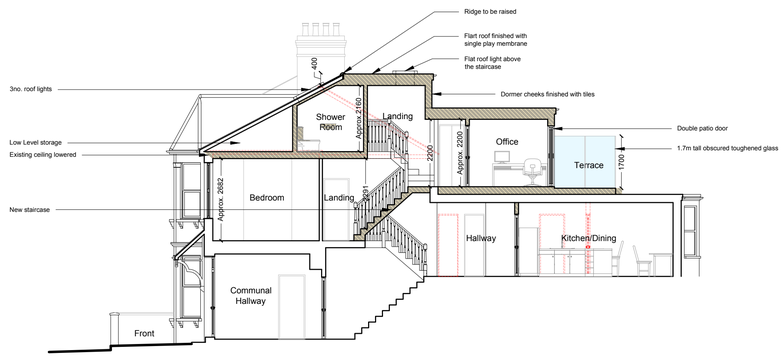


Section A-A
As Proposed 1:100

N O T E S :

© COPYRIGHT - DETAILED PLANNING LTD

All dimension should be checked on site prior to works commencing. Variations in squareness, depth of plaster etc. must be checked for. Where new walls are shown as aligned with existing walls, physical removal of brickwork and / or plaster to establish the actual position of the wall being attached to must be checked.

Any discrepancies should be reported in writing immediately.

When printing off PDF's, check that the drawings are printed to correct paper size and scale.

Documents should be used as to the drawing status described

Property owner to ensure that all aspects of the "party wall etc., act 1996" are complied with prior to any works commencing on site.

Client to be aware of CDM duties and appoin/act as appropriate.

CIAT
REGISTERED PRACTICE

0 1 2 3m
SCALE: 1:50
0 1 2 3 4 5 6m
SCALE: 1:100

DETAILED **PLANNING**

GREENSIDE HOUSE
50 STATION ROAD
LONDON, N22 7DD

T 0208 1500 494
E INFO@DETAILED-PLANNING.CO.UK
WWW.DETAILED-PLANNING.CO.UK

SITE
*91B Warham Road, N4 1AS, London*

DRAWING TITLE
*Existing and Proposed Elevations*

DRAWINGS STATUS
*Planning*

| SCALE | DATE | DRAWN | CHECKED |
|---|---|---|---|
| *As Noted @ A1* | *Feb.2024* | *L.M./D.C.* | *P.C./E.B.* |

| DRAWING NO. | | REVISION |
|---|---|---|
| *2328DH_FUL* | *SH2* | *A* |