OS Map

0 25m 50m 100m

SCALE 1:1250

N

Property Boundary

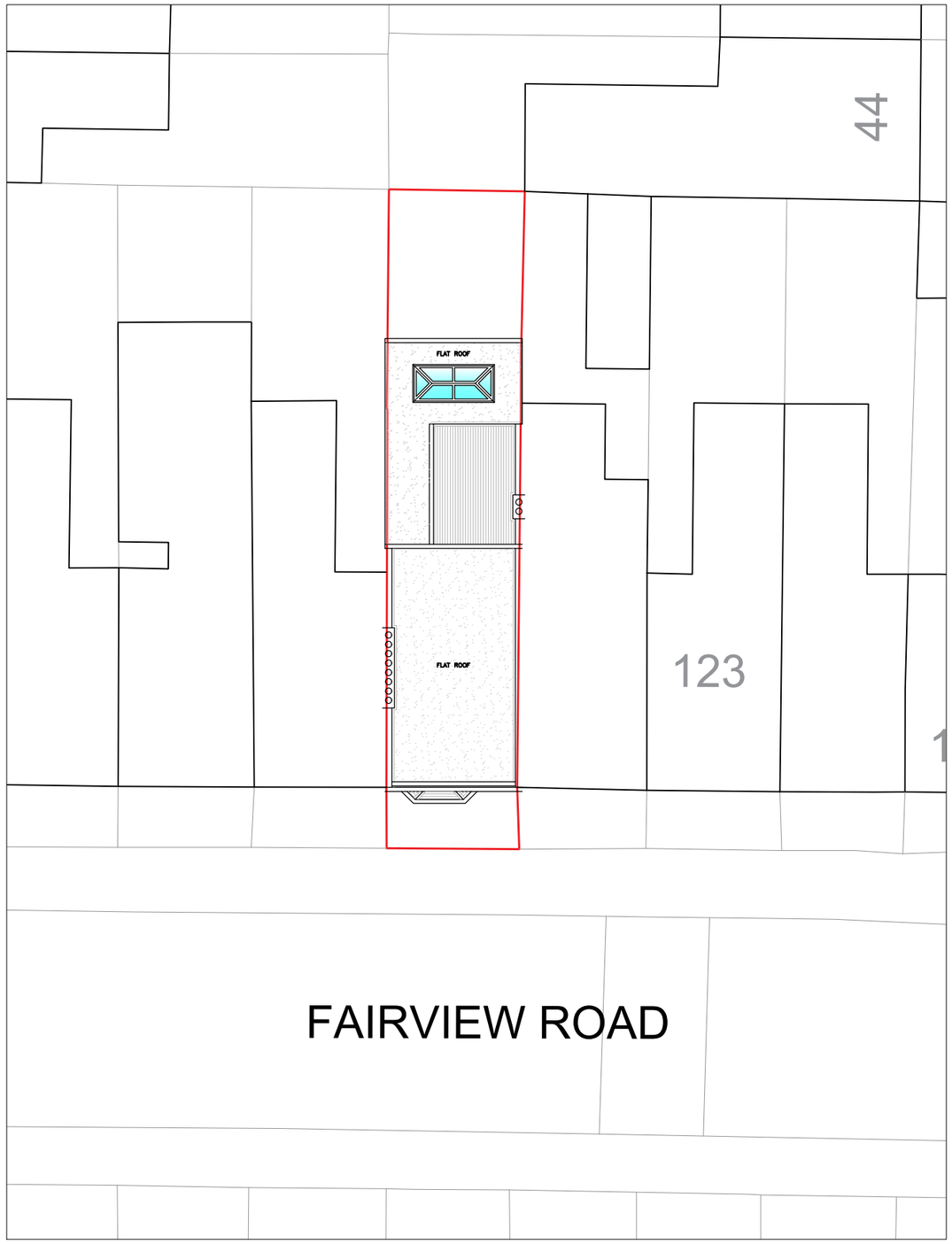

Location Plan

N

SCALE 1:200

0 1m 5m 10m 20m

Written dimensions to be taken in preferences to scaled dimensions. The Contractor is responsible for checking all dimensions before work starts.

All work is to be carried out to the requirements, and to the satisfaction of the Local Authority.
These drawings are for planning purposes only

Any discrepancies to be brought to the attention of Star Plans Consultants immediately.

Description

Rev	Date	Description	by	chk

STAR PLANS
where millimeters matter
76 Steli Ave. Canvey Island SS8 9QF
01268 914 125 · info@starplans.co.uk
Architecture I Planning

Client

Project
117 Fairview Rd, London N15 6TS, UK

Title
Proposed OS - Location Plans

Date: 29.02.2024
Scale: 1:200 / 1:1250 @A3
Drawing No. 669 LP001
Rev:

Total proposed areas shown in color, = 18.27 M^2

Property Boundary

Area Calculation Boundary

Headroom Height

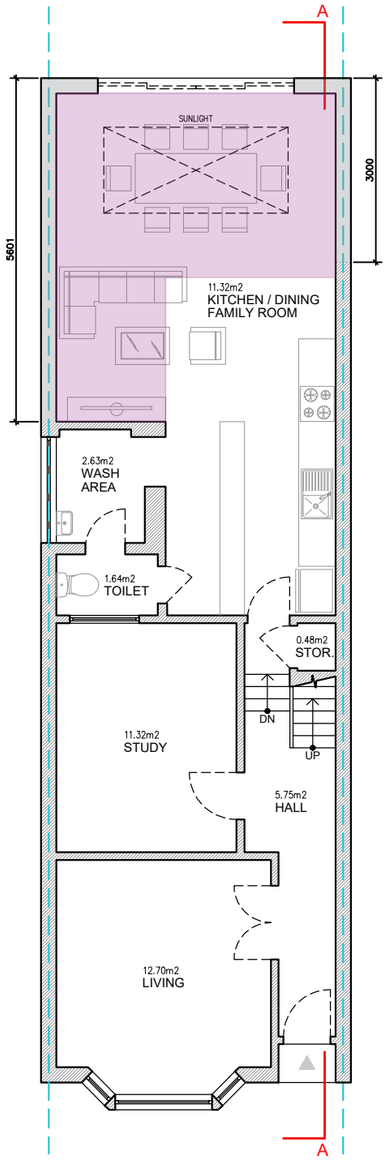

GROUND FLOOR

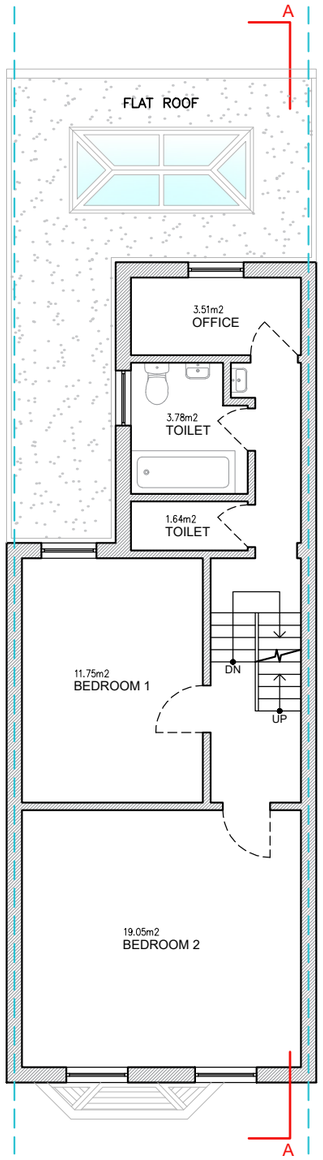

FIRST FLOOR

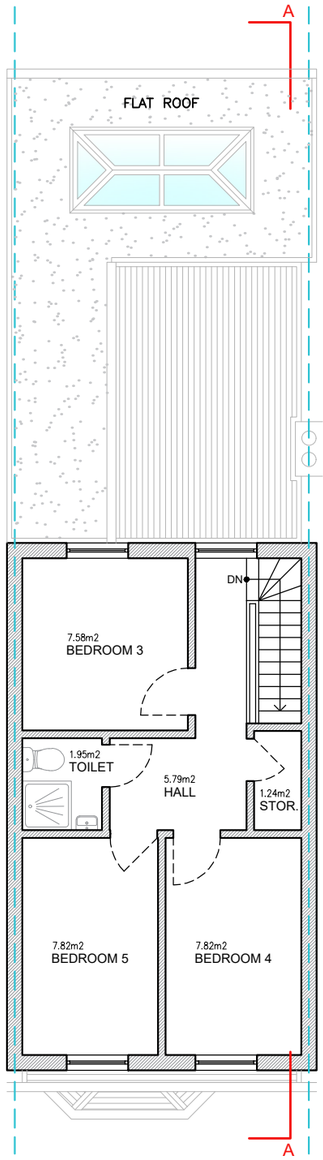

LOFT LEVEL

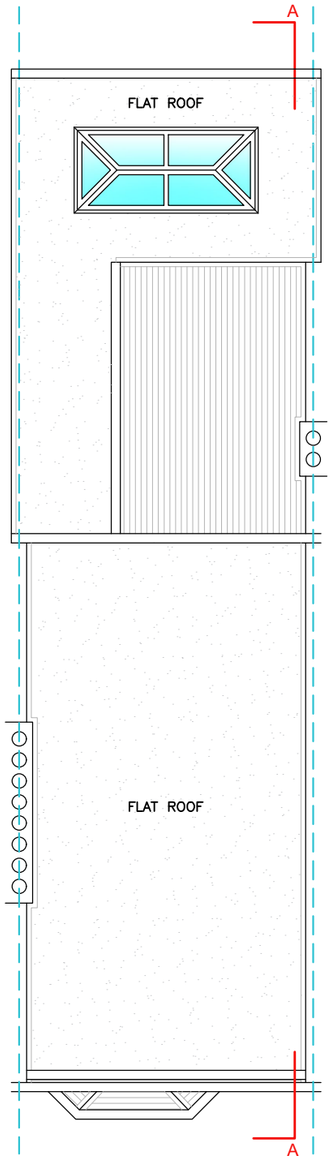

ROOF PLAN

TOTAL EXISTING GIA = 141.51 M^2
TOTAL PROPOSED GIA = 18.27 M^2
NEW TOTAL GIA = 159.78 M^2

0 1m 5m 10m

Written dimensions to be taken in preferences to scaled dimensions. The Contractor is responsible for checking all dimensions before work starts.

All work is to be carried out to the requirements, and to the satisfaction of the Local Authority.
These drawings are for planning purposes only

Any discrepancies to be brought to the attention of Star Plans Consultants immediately.

Description

Rev	Date	Description	by	chk

STAR PLANS
where millimeters matter
76 Steli Ave. Canvey Island SS8 9QF
01268 914 125 · info@starplans.co.uk
Architecture I Planning

Client

Project
117 Fairview Rd, London N15 6TS, UK

Title
Proposed Floor Plans and Roof Plan

Date: 29.02.2024
Scale: 1:100@A3
Drawing No. 669 P001
Rev:

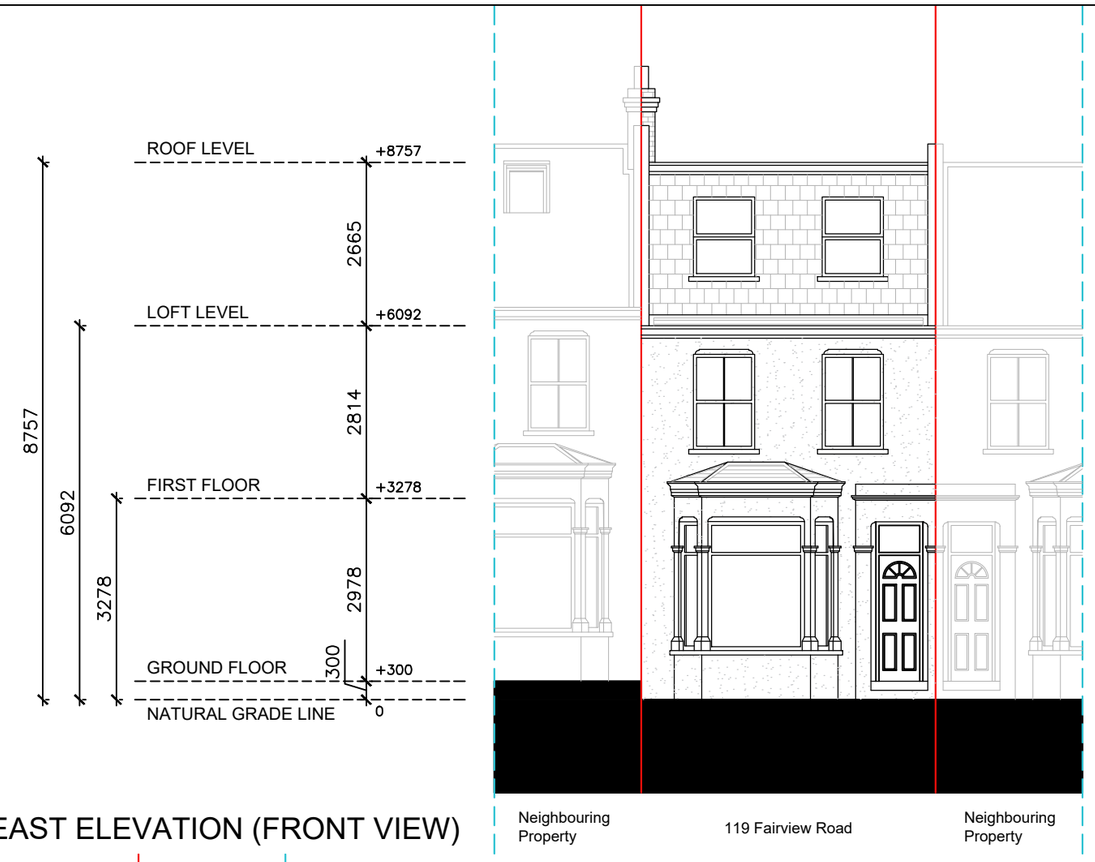

NORTH-EAST ELEVATION (FRONT VIEW)

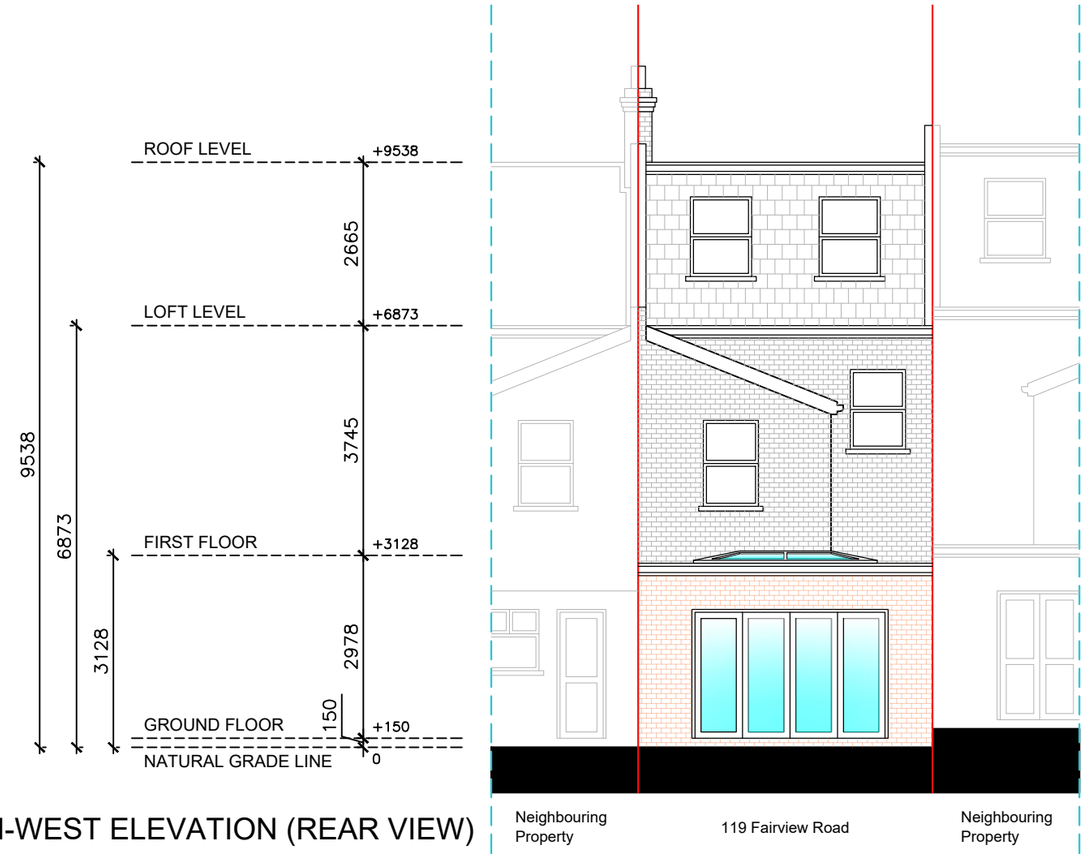

SOUTH-WEST ELEVATION (REAR VIEW)

0 1m 5m 10m

Written dimensions to be taken in preferences to scaled dimensions. The Contractor is responsible for checking all dimensions before work starts.

All work is to be carried out to the requirements, and to the satisfaction of the Local Authority.
These drawings are for planning purposes only

Any discrepancies to be brought to the attention of Star Plans Consultants immediately.

Description

Rev	Date	Description	by	chk

STAR PLANS
where millimeters matter
76 Steli Ave. Canvey Island SS8 9QF
01268 914 125 · info@starplans.co.uk
Architecture I Planning

Client

Project
117 Fairview Rd, London N15 6TS, UK

Title
Proposed Front and Rear Elevations

Date: 29.02.2024
Scale: 1:100@A3
Drawing No. 669 P002
Rev:

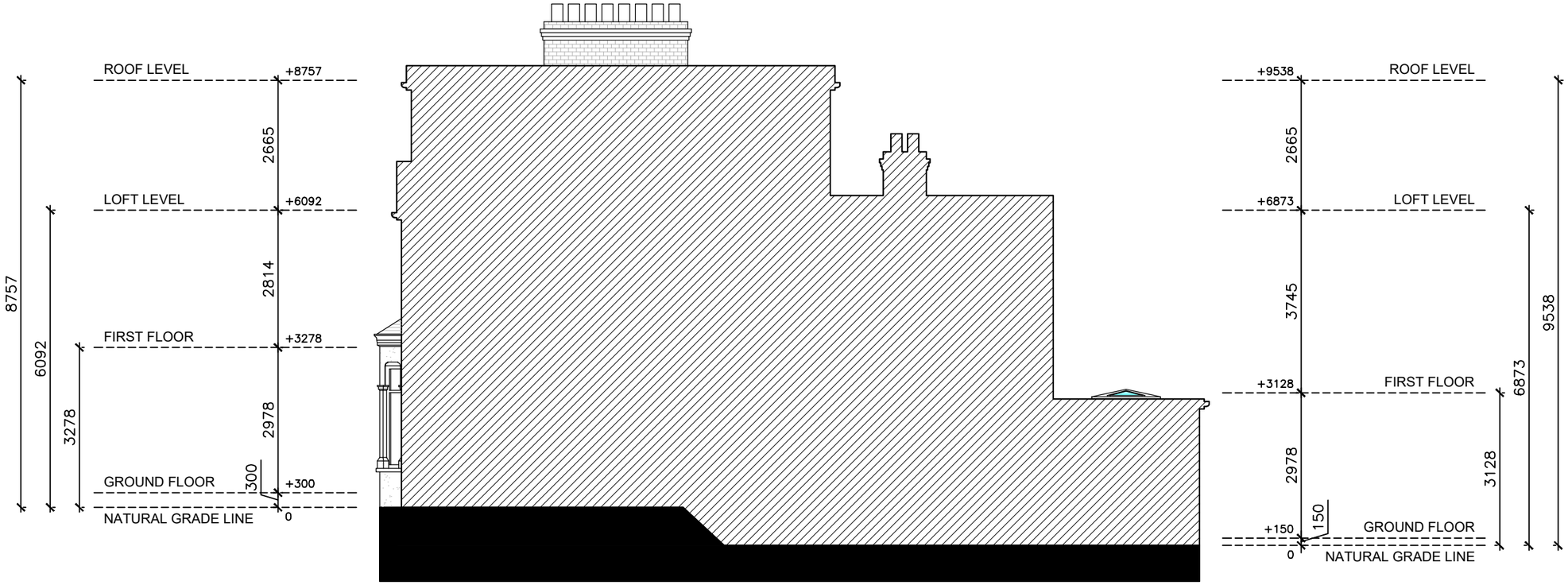

NORTH-WEST ELEVATION (LEFT-SIDE VIEW)

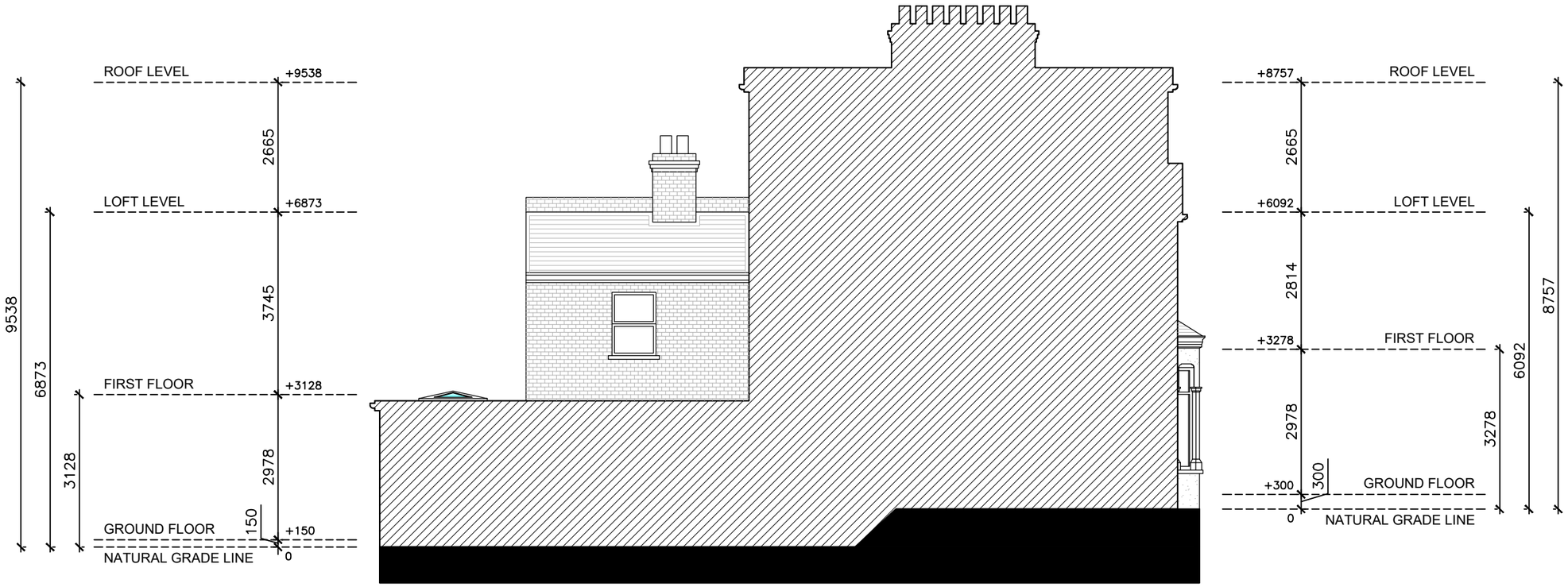

SOUTH-EAST ELEVATION (RIGHT-SIDE VIEW)

0 1m 5m 10m

Written dimensions to be taken in preferences to scaled dimensions. The Contractor is responsible for checking all dimensions before work starts.

All work is to be carried out to the requirements, and to the satisfaction of the Local Authority.
These drawings are for planning purposes only

Any discrepancies to be brought to the attention of Star Plans Consultants immediately.

Description

Rev	Date	Description	by	chk

STAR PLANS
where millimeters matter
76 Steli Ave. Canvey Island SS8 9QF
01268 914 125 · info@starplans.co.uk
Architecture I Planning

Client

Project
117 Fairview Rd, London N15 6TS, UK

Title
Proposed Side Elevations

Date: 29.02.2024
Scale: 1:100@A3
Drawing No. 669 P003
Rev:

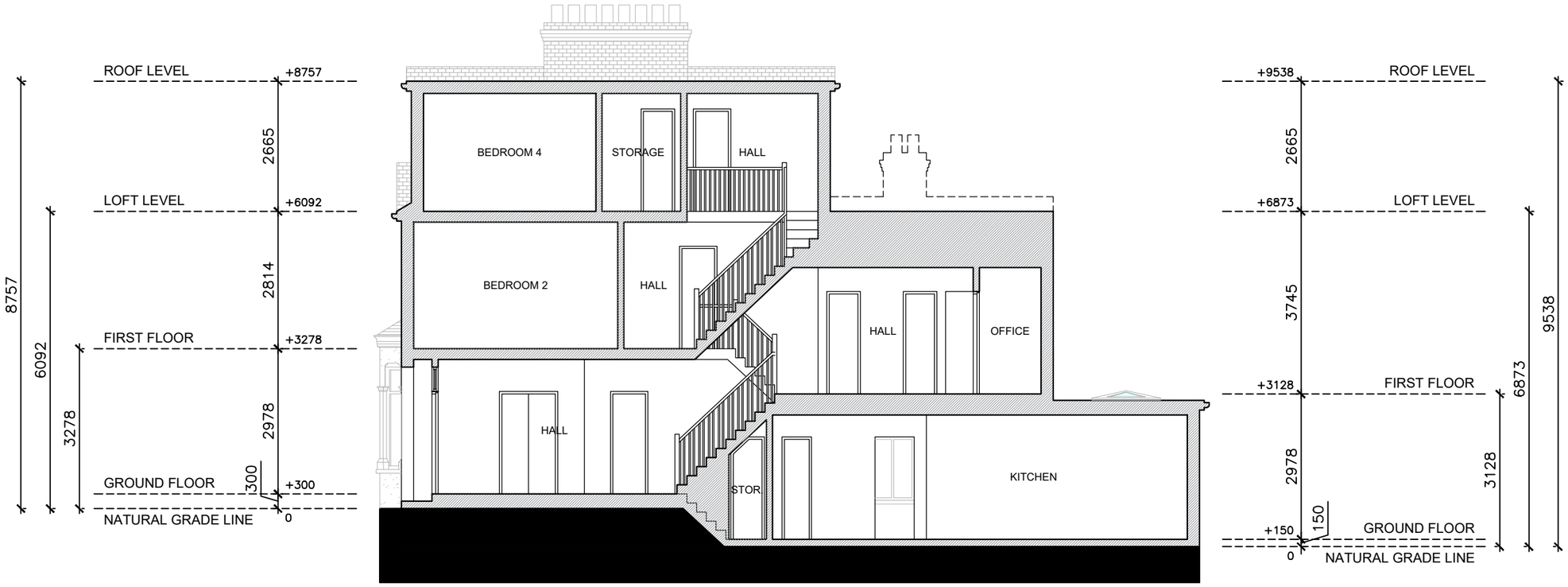

SECTION AA

0 1m 5m 10m

Written dimensions to be taken in preferences to scaled dimensions. The Contractor is responsible for checking all dimensions before work starts.

All work is to be carried out to the requirements, and to the satisfaction of the Local Authority.
These drawings are for planning purposes only

Any discrepancies to be brought to the attention of Star Plans Consultants immediately.

Description

Rev	Date	Description	by	chk

STAR PLANS
where millimeters matter
76 Steli Ave. Canvey Island SS8 9QF
01268 914 125 · info@starplans.co.uk
Architecture I Planning

Client

Project
117 Fairview Rd, London N15 6TS, UK

Title
Proposed Section

Date: 29.02.2024
Scale: 1:100@A3
Drawing No. 669 P004
Rev: