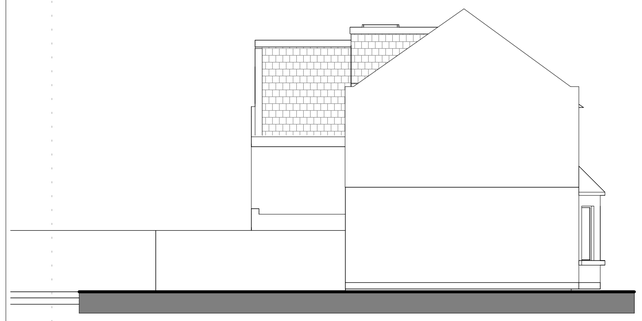

2 Existing Side Elevation
1 : 100

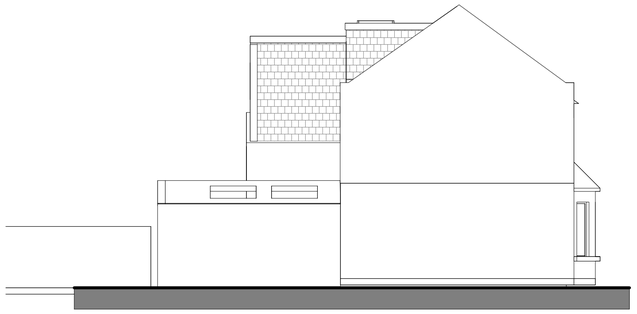

1 Proposed Side Elevation
1 : 100

E3 Existing Roof Plan
1 : 100

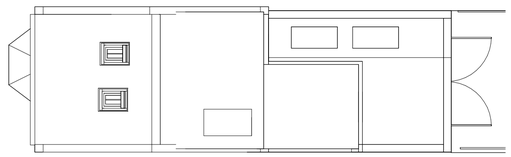

P4 Proposed Roof Plan
1 : 100

3 Proposed Second Floor Plan
1 : 100

P3 Proposed Second Floor Plan
1 : 100

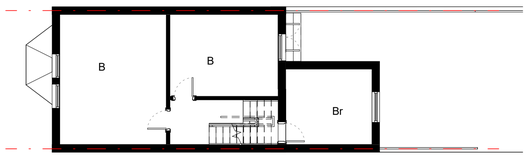

E2 Existing First Floor Plan
1 : 100

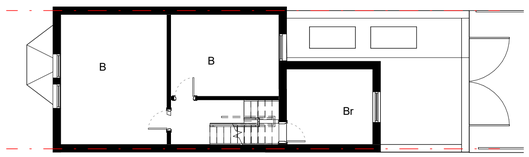

P2 Proposed First Floor Plan
1 : 100

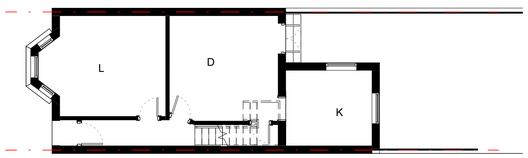

E1 Existing Ground Floor Plan
1 : 100

P1 Proposed Ground Floor Plan
1 : 100

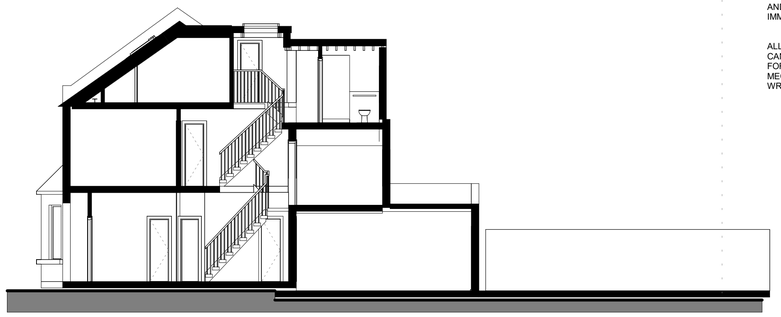

P7 Proposed Section
1 : 100

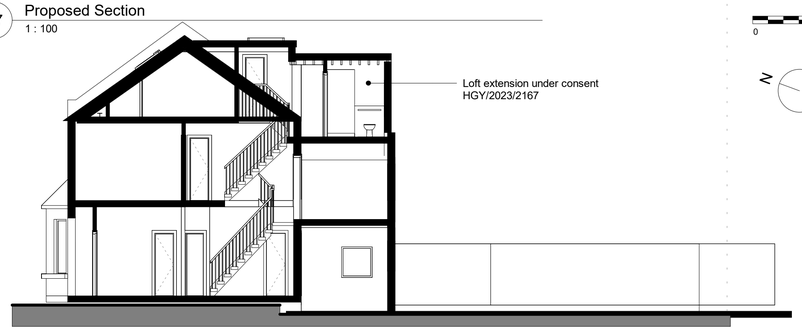

E6 Existing Section
1 : 100

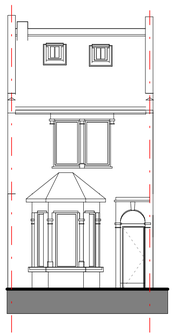

E5 PL000- Existing South Elevation
1 : 100

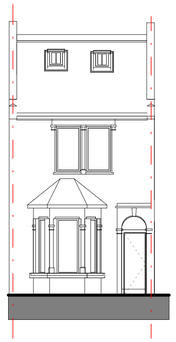

P6 PL001- Proposed South Elevation
1 : 100

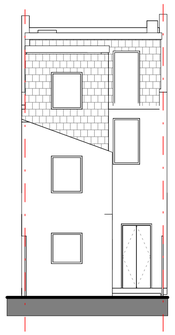

E4 PL000 - Existing North Elevation
1 : 100

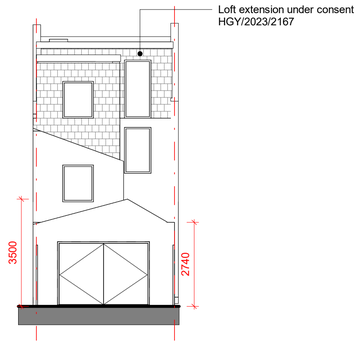

P5 PL001 - Proposed North Elevation
1 : 100

NOTES:

ALL DIMENSIONS TO BE CHECKED ON SITE. ALL OMISSIONS AND DISCREPANCIES TO BE REPORTED TO THE ARCHITECT IMMEDIATELY.

ALL RIGHTS RESERVED. THIS WORK IS COPYRIGHT AND CANNOT BE REPRODUCED OR COPIED OR MODIFIED IN ANY FORM OR BY ANY MEANS, GRAPHIC ELECTRONIC OR MECHANICAL, INCLUDING PHOTOCOPYING WITHOUT THE WRITTEN PERMISSION OF BODY-OF-WORK

KEY:

K	- Kitchen
L	- Living Room
D	- Dining Room
U	- Utlity Room
wc	- Water Closet
B	- Bed Room
Br	- Bath Room

0 2 4 6 8 10 m

N

Revision description	Date	Check	Rev
Issued for Planning	15.04.24	ASu	P3
Revised For Planning	13.08.23		P2
Issued For Planning	06.08.23		P1

BoW
-
-
hello@bow-studio.com
www.bow-studio.com

Project
125 Seaford Road

Drawing
Planning Drawings -Sheet 1

Drawn	Date	Scale
ASu	02/13/21	1 : 100 @ A1

Job Number	Drawing number	Revision
23003	PL000	P3