Site Location Plan

Scale 1:1250 @ A3

0 50m

N

Issued For

PLANNING

General Notes:

THIS DRAWING HAS BEEN PREPARED BY MICHAEL EALES ARCHITECTS AND THE DATA CONTAINED HEREIN MAY BE USED OR REPRODUCED ONLY WITH MICHAEL EALES ARCHITECTS' APPROVAL.

Rev.	Description	Date	Signed	Checked

A3 Scale	Date	Drawn by	Checked by
1:100@A3	14.09.23	AL	ME

Drawing Title
Site Location Plan

Project
52a North Hill
Highgate

ME ARCHITECTS
113 Fore Street, Hertford
Hertfordshire, SG14 1AS
T - 07764 496 345
E - info@me-architects.co.uk

Project no.	Drawing no.	Revision
23/240	001	00

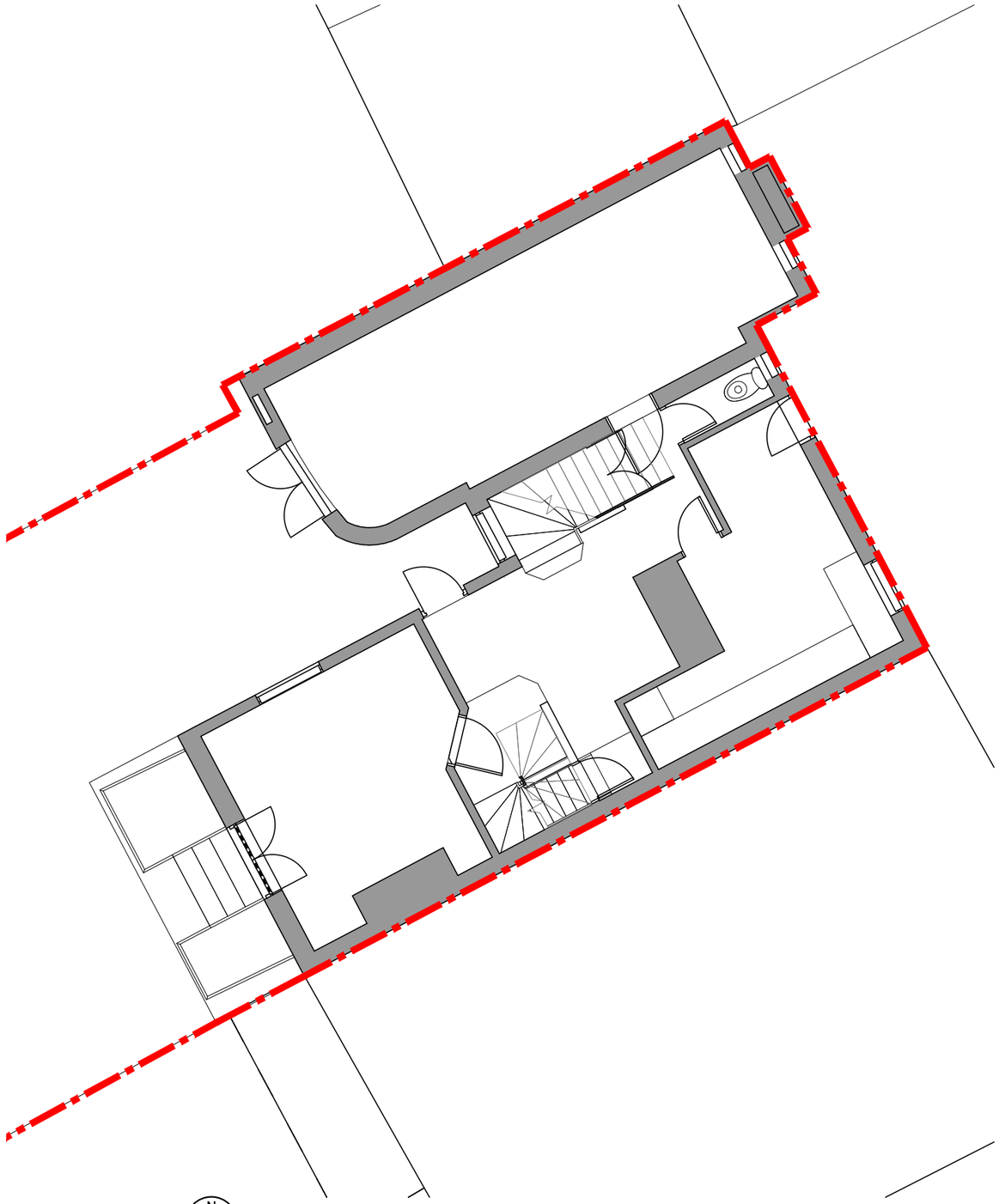

Existing Block Plan
Scale 1:200 @ A3

N

0 50m

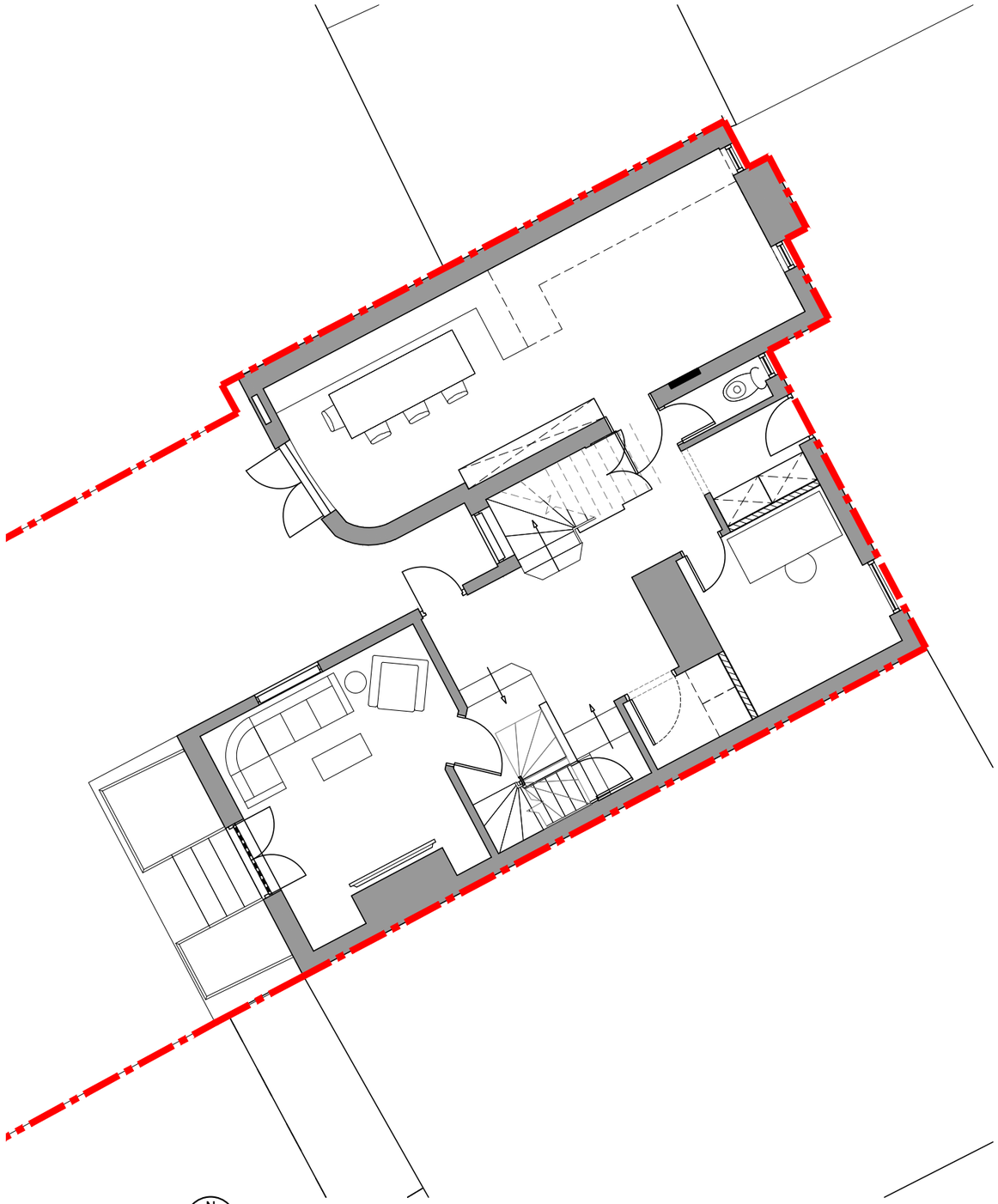

Proposed Block Plan
Scale 1:200 @ A3

N

0 50m

Issued For
PLANNING

General Notes:

THIS DRAWING HAS BEEN PREPARED BY MICHAEL EALES ARCHITECTS AND THE DATA CONTAINED HEREIN MAY BE USED OR REPRODUCED ONLY WITH MICHAEL EALES ARCHITECTS' APPROVAL.

Rev.	Description	Date	Signed	Checked

A3 Scale	Date	Drawn by	Checked by
1:200@A3	15.05.24	AL	ME

Drawing Title
Existing and Proposed Block Plan

Project
52a North Hill
Highgate

ME ARCHITECTS
113 Fore Street, Hertford
Hertfordshire, SG14 1AS
T - 07764 496 345
E - info@me-architects.co.uk

Project no.	Drawing no.	Revision
23/240	002	01

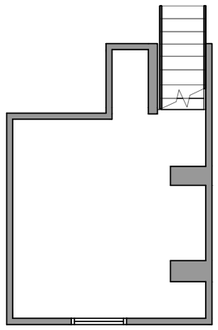

Existing Basement Floor Plan
Scale 1:100 @ A3

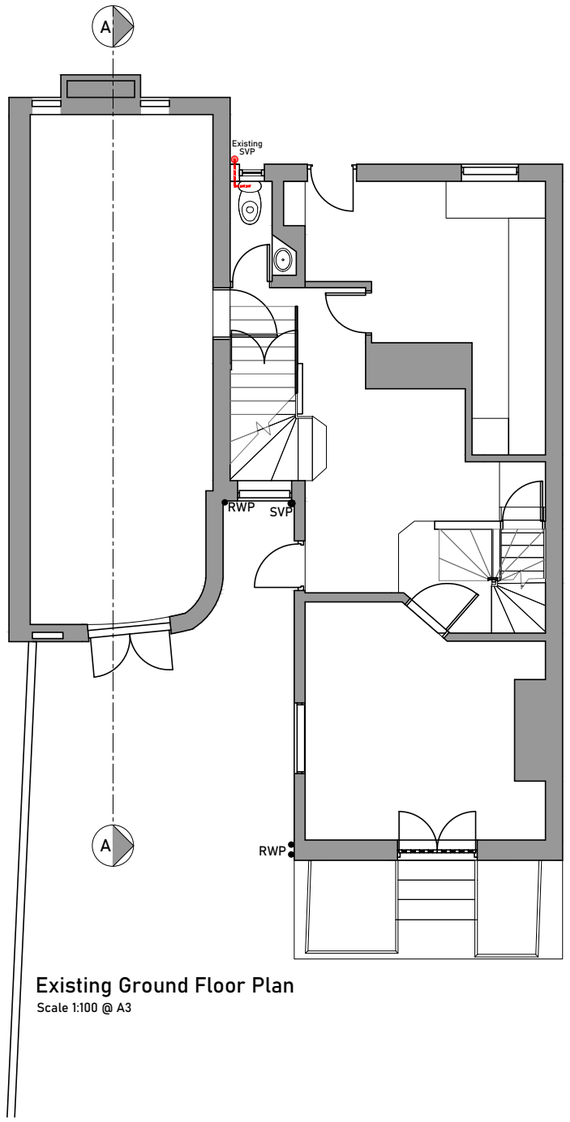

Existing Ground Floor Plan
Scale 1:100 @ A3

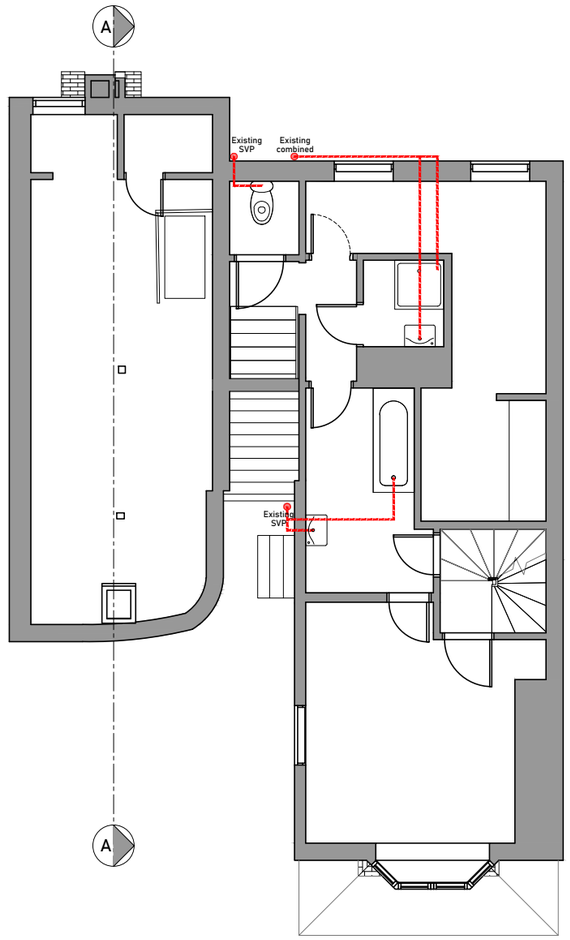

Existing First Floor Plan
Scale 1:100 @ A3

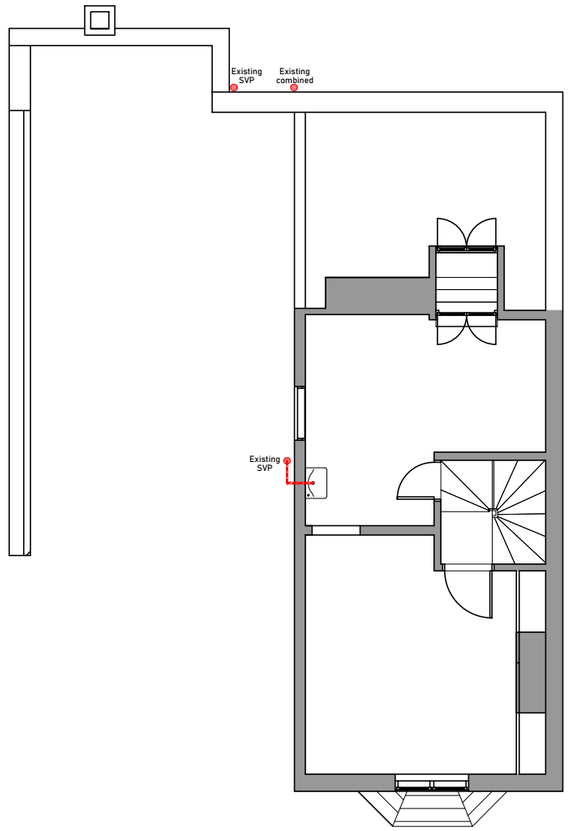

Existing Second Floor Plan
Scale 1:100 @ A3

0 5m

Issued For
PLANNING

General Notes:

THIS DRAWING HAS BEEN PREPARED BY MICHAEL EALES ARCHITECTS AND THE DATA CONTAINED HEREIN MAY BE USED OR REPRODUCED ONLY WITH MICHAEL EALES ARCHITECTS' APPROVAL.

Rev.	Description	Date	Signed	Checked

A3 Scale	Date	Drawn by	Checked by
1:100@A3	19.04.24	AL	ME

Drawing Title
Existing Plans

Project
52a North Hill
Highgate

ME ARCHITECTS
113 Fore Street, Hertford
Hertfordshire, SG14 1AS
T - 07764 496 345
E - info@me-architects.co.uk

Project no.	Drawing no.	Revision
23/240	101	02

Modern Fireplace to be removed
external chimney stack to be retained

Modern block work

Modern Studwork partitions



Doorway created by removing modern stud – no historic timbers to be removed. Further details in the Heritage Note.

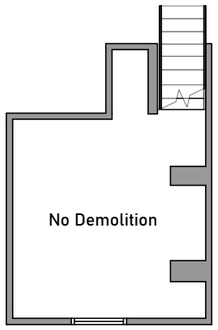

Demolition Basement Floor Plan
Scale 1:100 @ A3

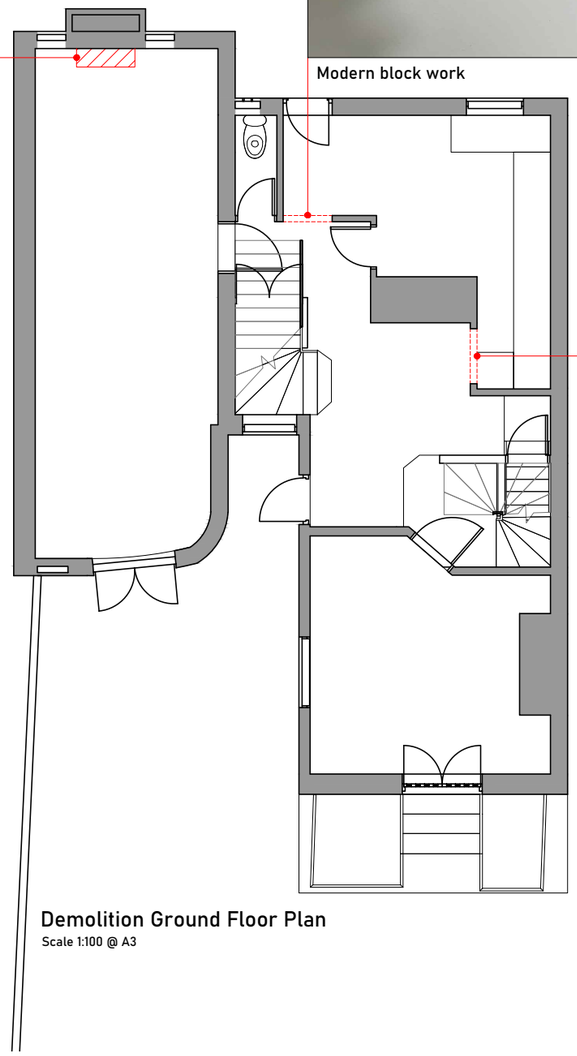

Demolition Ground Floor Plan
Scale 1:100 @ A3

Modern block work

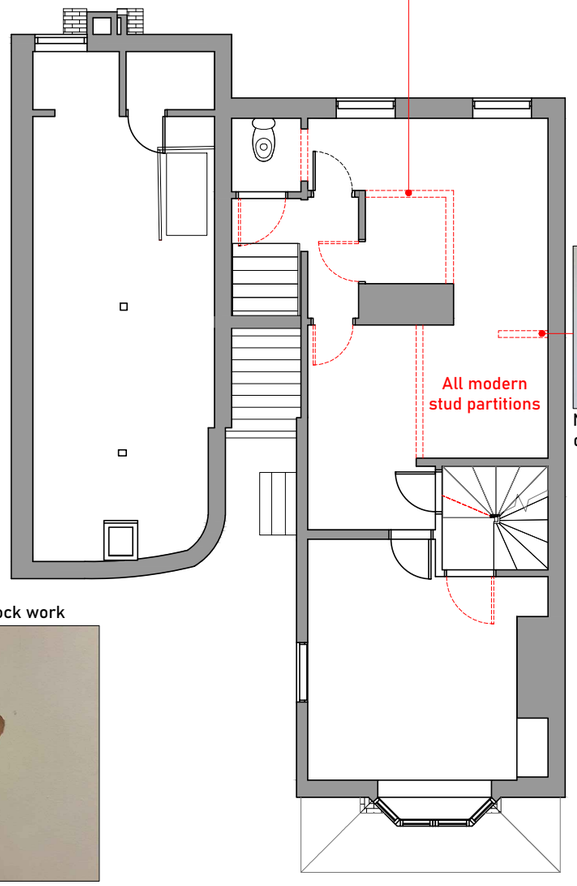



Non original
dwarf wall

Demolition First Floor Plan
Scale 1:100 @ A3

Modern plasterboard
ceiling will be replaced,
no historic timber will
be removed

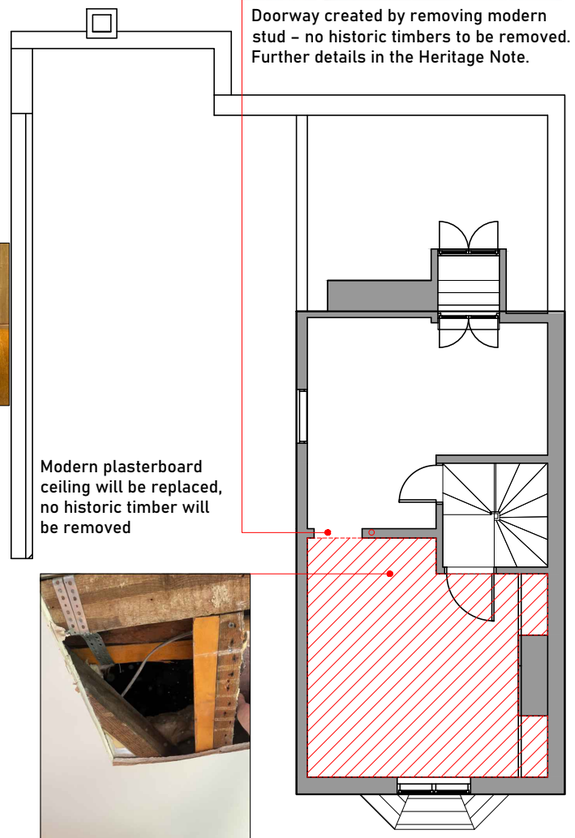

Demolition Second Floor Plan
Scale 1:100 @ A3

0 5m

Issued For
PLANNING

General Notes:

THIS DRAWING HAS BEEN PREPARED BY MICHAEL EALES ARCHITECTS AND THE DATA CONTAINED HEREIN MAY BE USED OR REPRODUCED ONLY WITH MICHAEL EALES ARCHITECTS' APPROVAL.

Rev.	Description	Date	Signed	Checked

The drawing to be read in conjunction with the heritage report addendum

A3 Scale	Date	Drawn by	Checked by
1:100@A3	16.05.24	AL	ME

Drawing Title
Demolition Plans

Project
52a North Hill
Highgate

ME ARCHITECTS
113 Fore Street, Hertford
Hertfordshire, SG14 1AS
T - 07764 496 345
E - info@me-architects.co.uk

Project no.	Drawing no.	Revision
23/240	110	03

Proposed Basement Floor Plan

Scale 1:100 @ A3

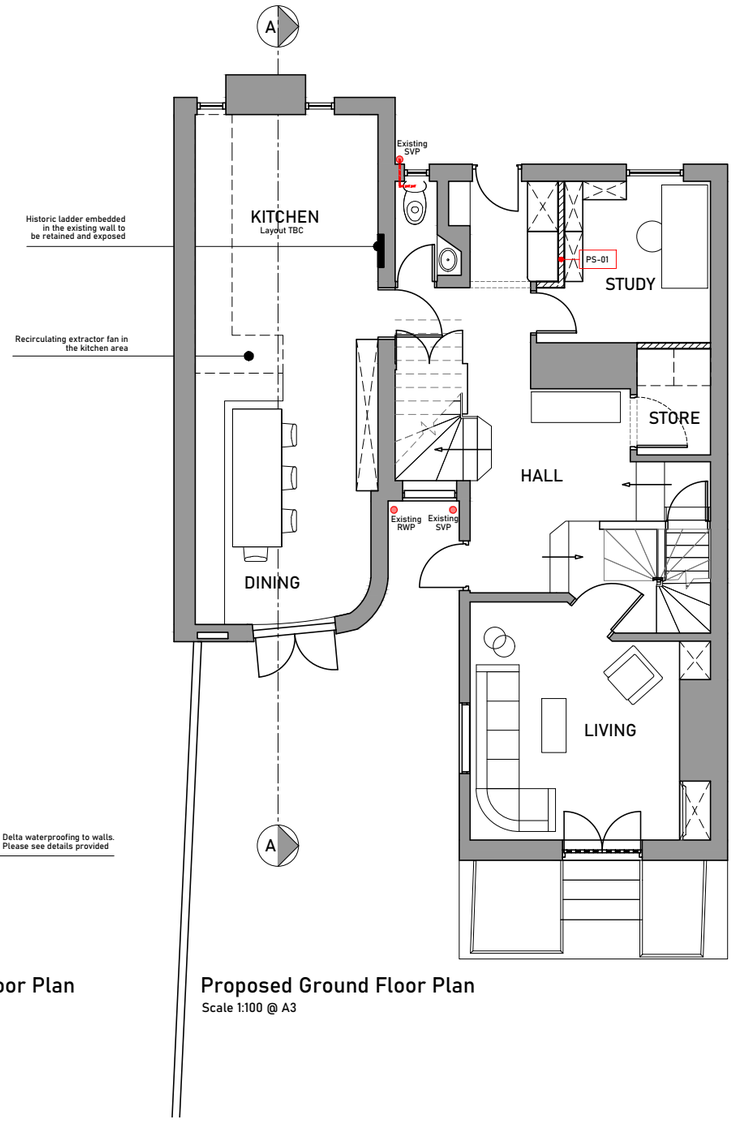

Proposed Ground Floor Plan

Scale 1:100 @ A3

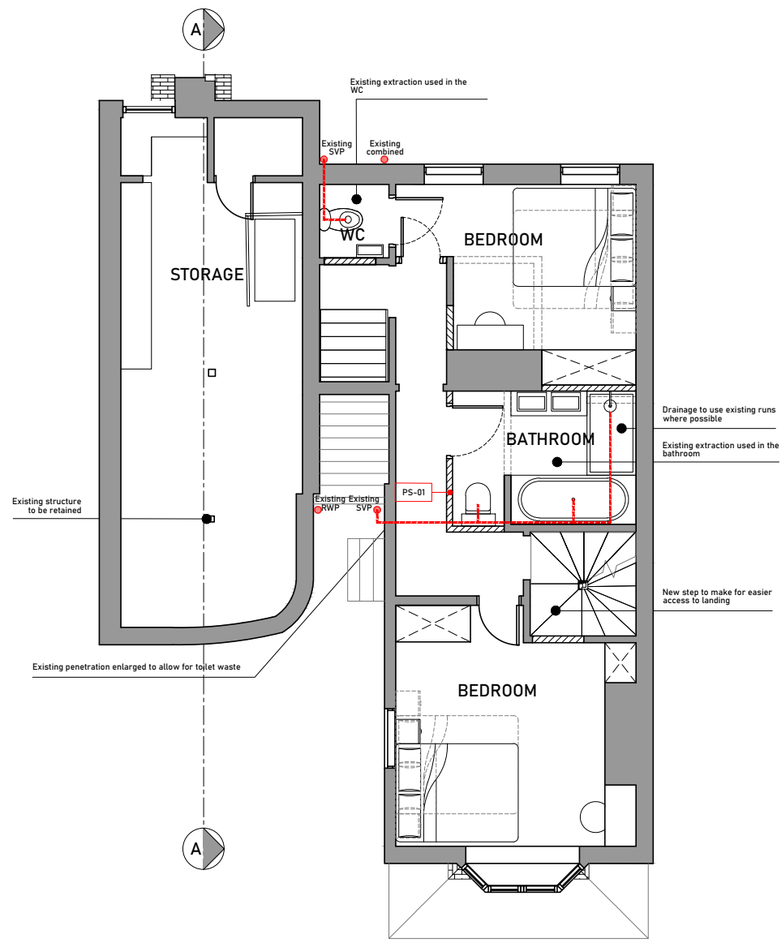

Proposed First Floor Plan

Scale 1:100 @ A3

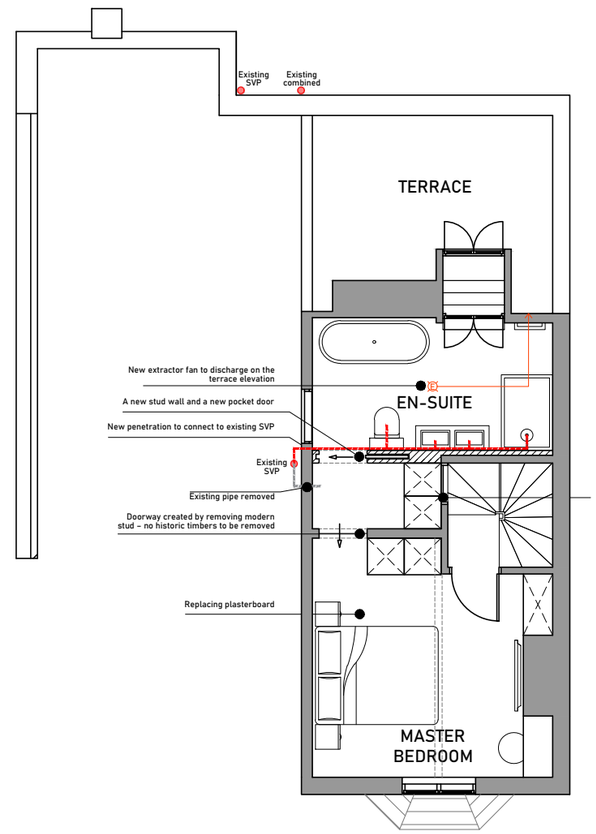

Proposed Second Floor Plan

Scale 1:100 @ A3

0 5m

Issued For	Rev.	Description	Date	Signed	Checked
PLANNING					

General Notes:

THIS DRAWING HAS BEEN PREPARED BY MICHAEL EALES ARCHITECTS AND THE DATA CONTAINED HEREIN MAY BE USED OR REPRODUCED ONLY WITH MICHAEL EALES ARCHITECTS' APPROVAL.

A3 Scale	Date	Drawn by	Checked by
1:100@A3	15.05.24	AL	ME

Drawing Title
Proposed Plans

Project
52a North Hill
Highgate

ME ARCHITECTS
113 Fore Street, Hertford
Hertfordshire, SG14 1AS
T - 07764 496 345
E - info@me-architects.co.uk

Project no.	Drawing no.	Revision
23/240	201	05

POWER & DATA LEGEND:

- 13amp Mains twin socket
- 13amp Mains twin socket
- 13amp Mains twin socket @ HL
- 13amp Mains twin socket to Floor
- 5amp socket
- Shaving socket (IP rated)
- Power to Vanity Unit / Joinery
- S — Spur/Fused switch
- Isolation switch
- Data telephone point
- TV point
- Heating Sensor / Thermostat
- Consumer Unit/Fusebox
- Sub Distribution Board
- WiFi Booster
- G — Gas
- Rad — Radiator
- Door Bell
- Security Camera

FIRE DETECTION LEGEND:

- SD — Smoke Detector
- C — Carbon Monoxide Detector
- HD — Heat Detector
- FD30sc — Denotes 30minute Self-closing, Fire Rated Door
- FD30 — Denotes 30minute Fire Rated Door

POWER & DATA COLOUR LEGEND:

- Existing to remain
- Existing to be removed
- Proposed

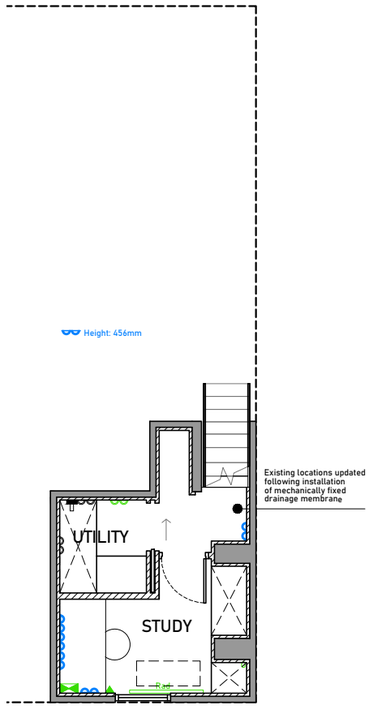

Proposed Basement Floor Plan

Scale 1:100 @ A3

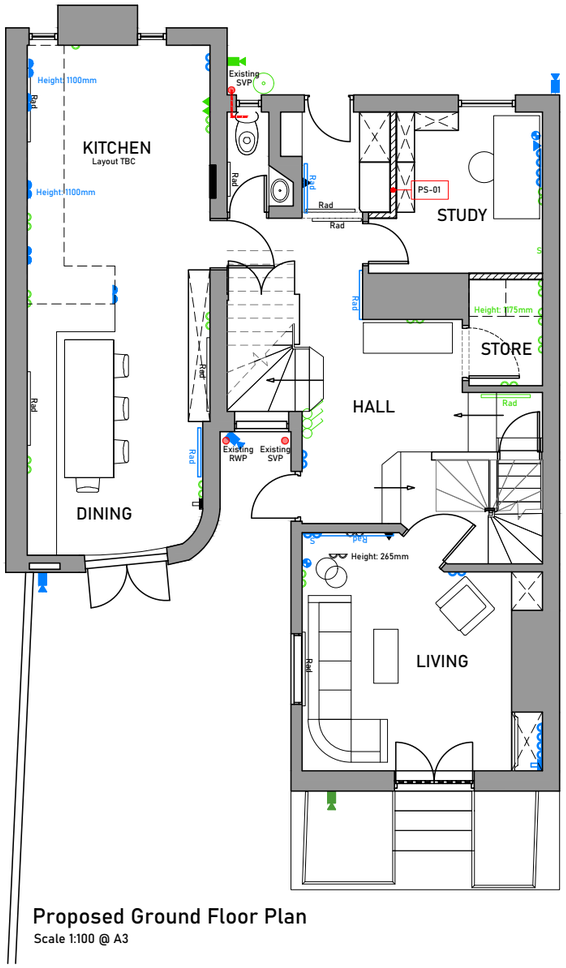

Proposed Ground Floor Plan

Scale 1:100 @ A3

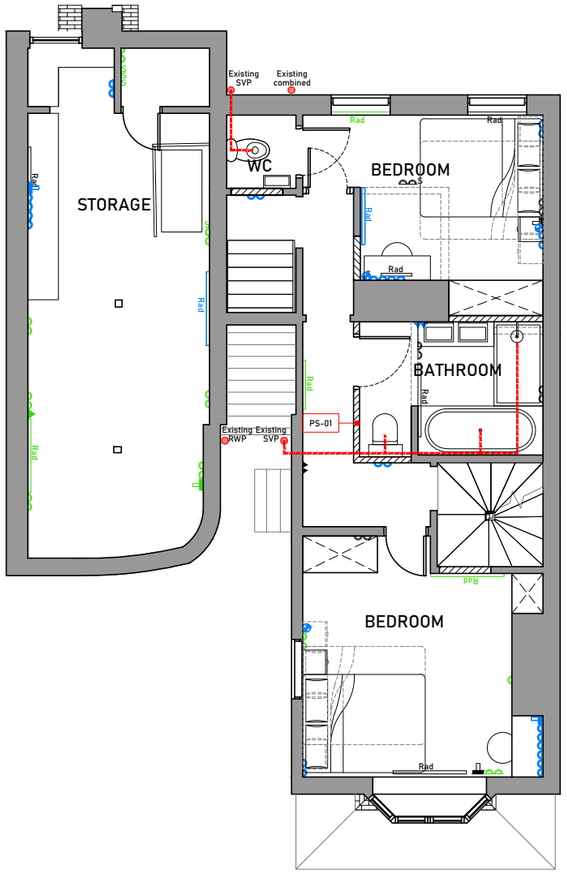

Proposed First Floor Plan

Scale 1:100 @ A3

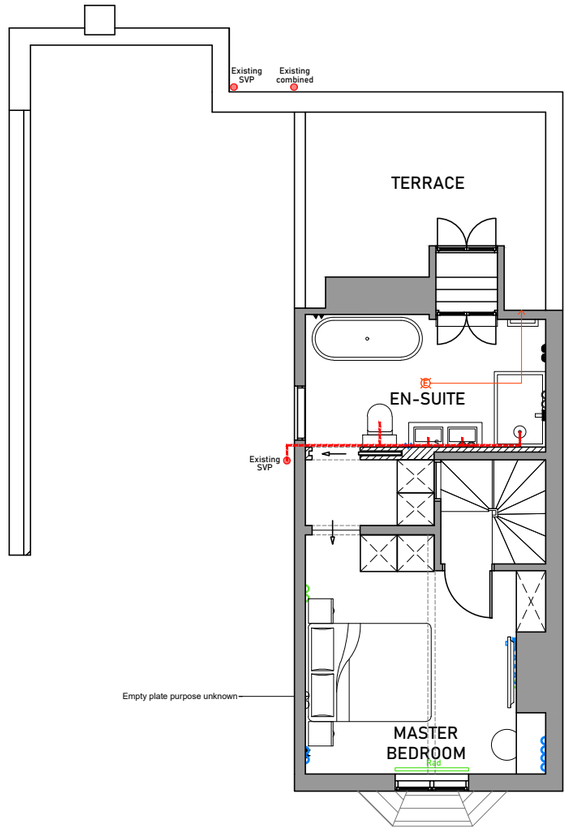

Proposed Second Floor Plan

Scale 1:100 @ A3

0 — 5m

Issued For
PLANNING

General Notes:

THIS DRAWING HAS BEEN PREPARED BY MICHAEL EALES ARCHITECTS AND THE DATA CONTAINED HEREIN MAY BE USED OR REPRODUCED ONLY WITH MICHAEL EALES ARCHITECTS' APPROVAL.

Rev.	Description	Date	Signed	Checked

A3 Scale	Date	Drawn by	Checked by
1:100@A3	15.05.24	AA	ME

Drawing Title
Proposed Small Power Plans

Project
52a North Hill
Highgate

ME ARCHITECTS
113 Fore Street, Hertford
Hertfordshire, SG14 1AS
T - 07764 496 345
E - info@me-architects.co.uk

Project no.	Drawing no.	Revision
23/240	230	04

LIGHTING / CEILING LEGEND:

- Lighting control plate / screen
- Light switch
- PC Pull cord light switch
- 2-way light switch
- Master dimmer switch
- Recessed downlight
- E Emergency Light
- Directional recessed downlight
- Pendant lights / chandelier
- Wall light
- Strip/ task lights
- IPxx Ingress-protection rated fitting
- E External rated fitting
- PIR detector
- Extractor Fan
- Ceiling speaker (refer to spec)
- Feature Lighting (Fitting Type 2)

FIRE DETECTION LEGEND:

- SD Smoke Detector
- C Carbon Monoxide Detector
- HD Heat Detector
- FD30sc Denotes 30minute Self-closing, Fire Rated Door
- FD30 Denotes 30minute Fire Rated Door

LIGHTING / CEILING COLOUR LEGEND:

- Existing to remain
- Existing to be removed
- Proposed

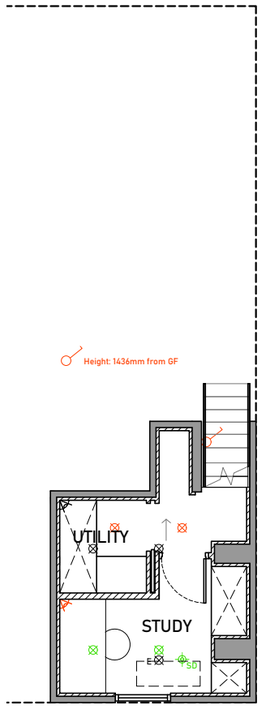

Proposed Basement Floor Plan
Scale 1:100 @ A3

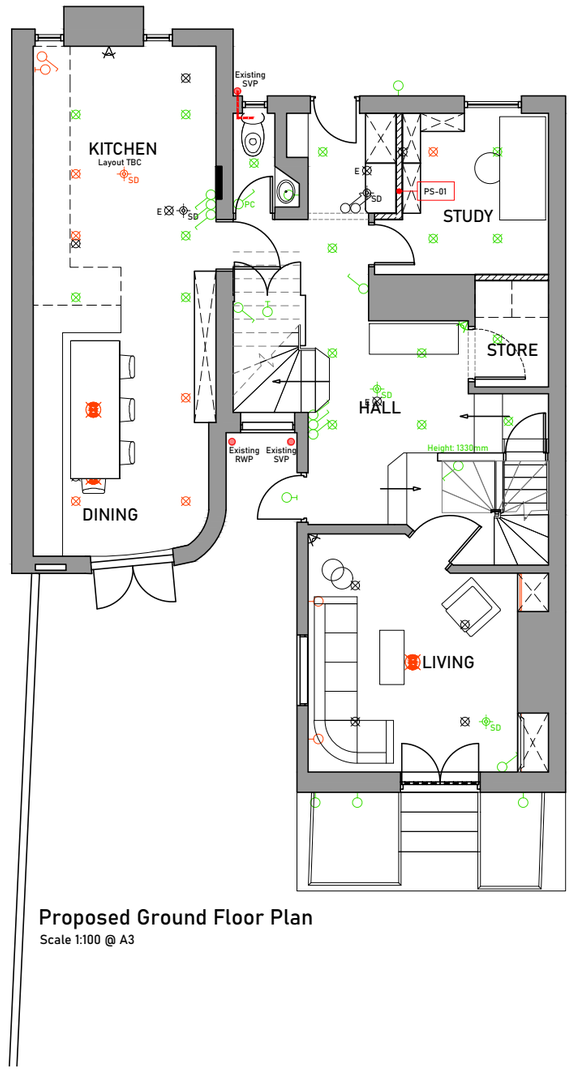

Proposed Ground Floor Plan
Scale 1:100 @ A3

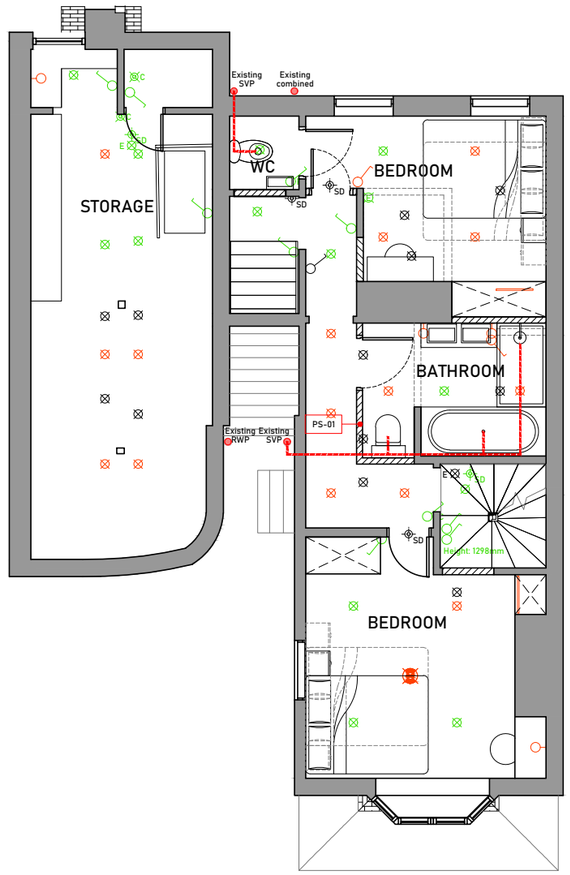

Proposed First Floor Plan
Scale 1:100 @ A3

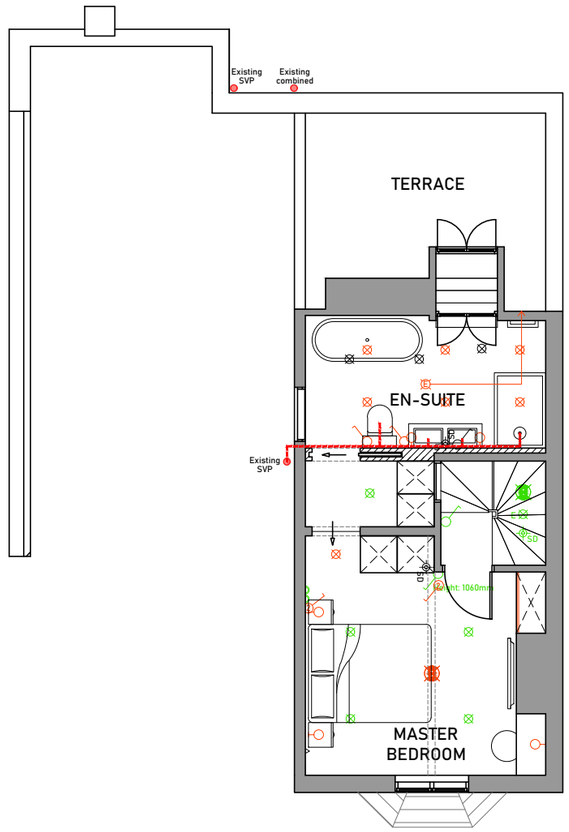

Proposed Second Floor Plan
Scale 1:100 @ A3

0 5m

Issued For
PLANNING

General Notes:

THIS DRAWING HAS BEEN PREPARED BY MICHAEL EALES ARCHITECTS AND THE DATA CONTAINED HEREIN MAY BE USED OR REPRODUCED ONLY WITH MICHAEL EALES ARCHITECTS' APPROVAL.

Rev.	Description	Date	Signed	Checked

A3 Scale	Date	Drawn by	Checked by
1:100@A3	15.05.24	AA	ME

Drawing Title
Proposed Lighting Plans

Project
52a North Hill
Highgate

ME ARCHITECTS
113 Fore Street, Hertford
Hertfordshire, SG14 1AS
T - 07764 496 345
E - info@me-architects.co.uk

Project no.	Drawing no.	Revision
23/240	231	04