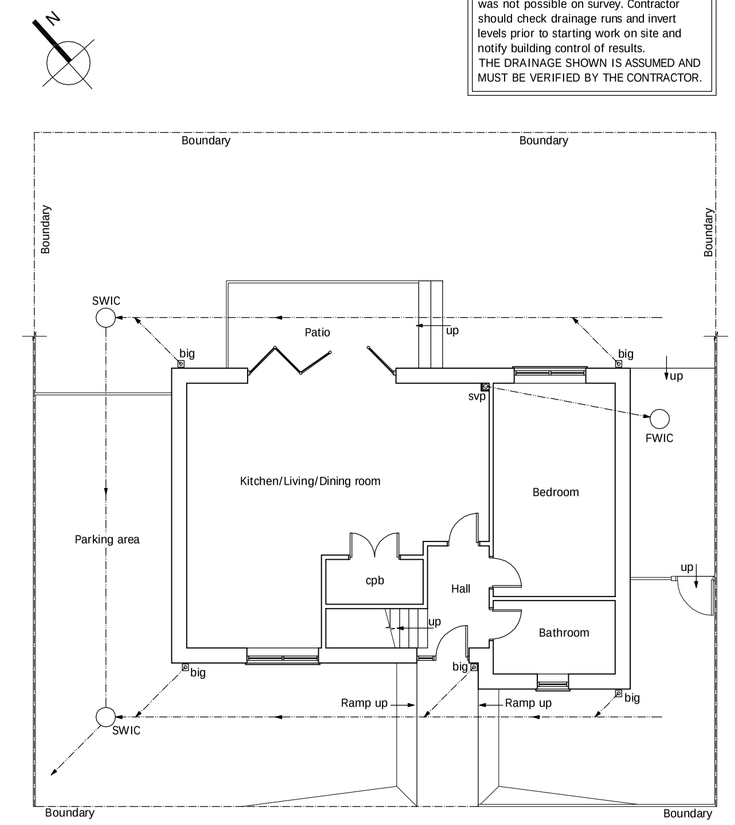
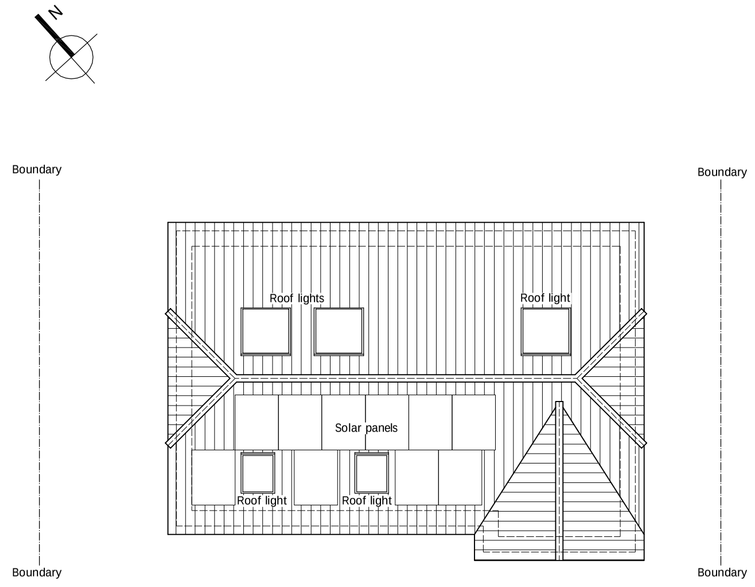
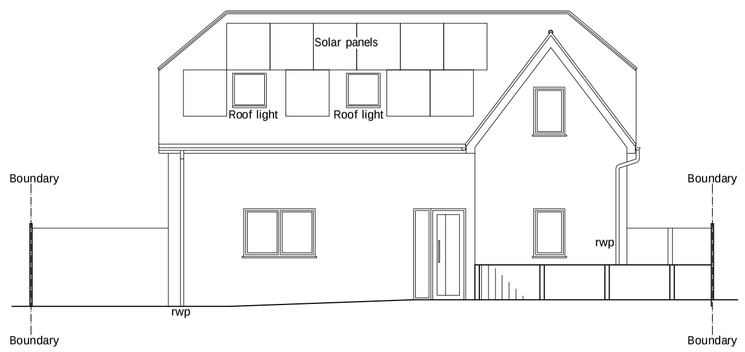
An inspection of the underground drainage was not possible on survey. Contractor should check drainage runs and invert levels prior to starting work on site and notify building control of results.
THE DRAINAGE SHOWN IS ASSUMED AND MUST BE VERIFIED BY THE CONTRACTOR.



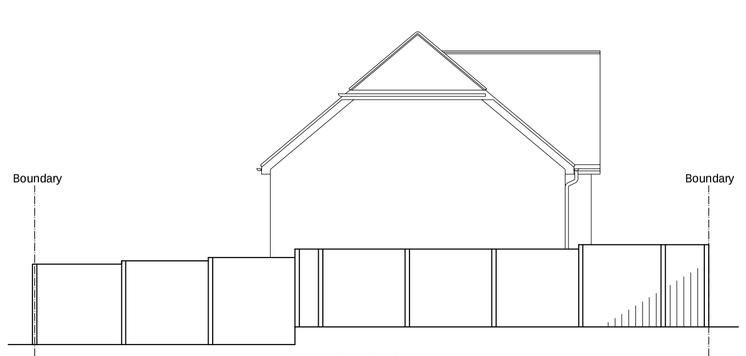
EXISTING GROUND FLOOR PLAN
scale 1:100



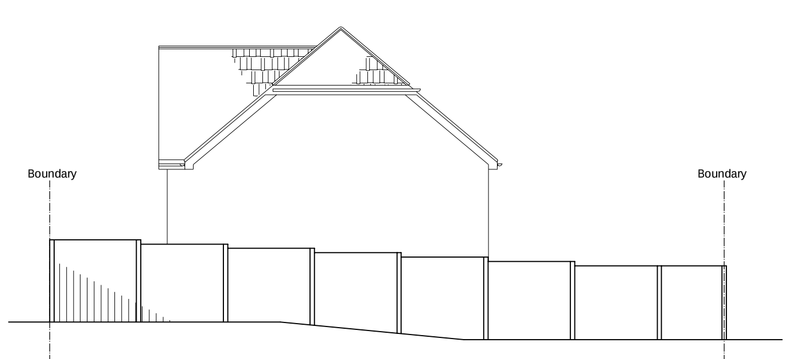
EXISTING AND PROPOSED ROOF PLAN
(NO CHANGE)
scale 1:100



EXISTING FRONT ELEVATION
scale 1:100

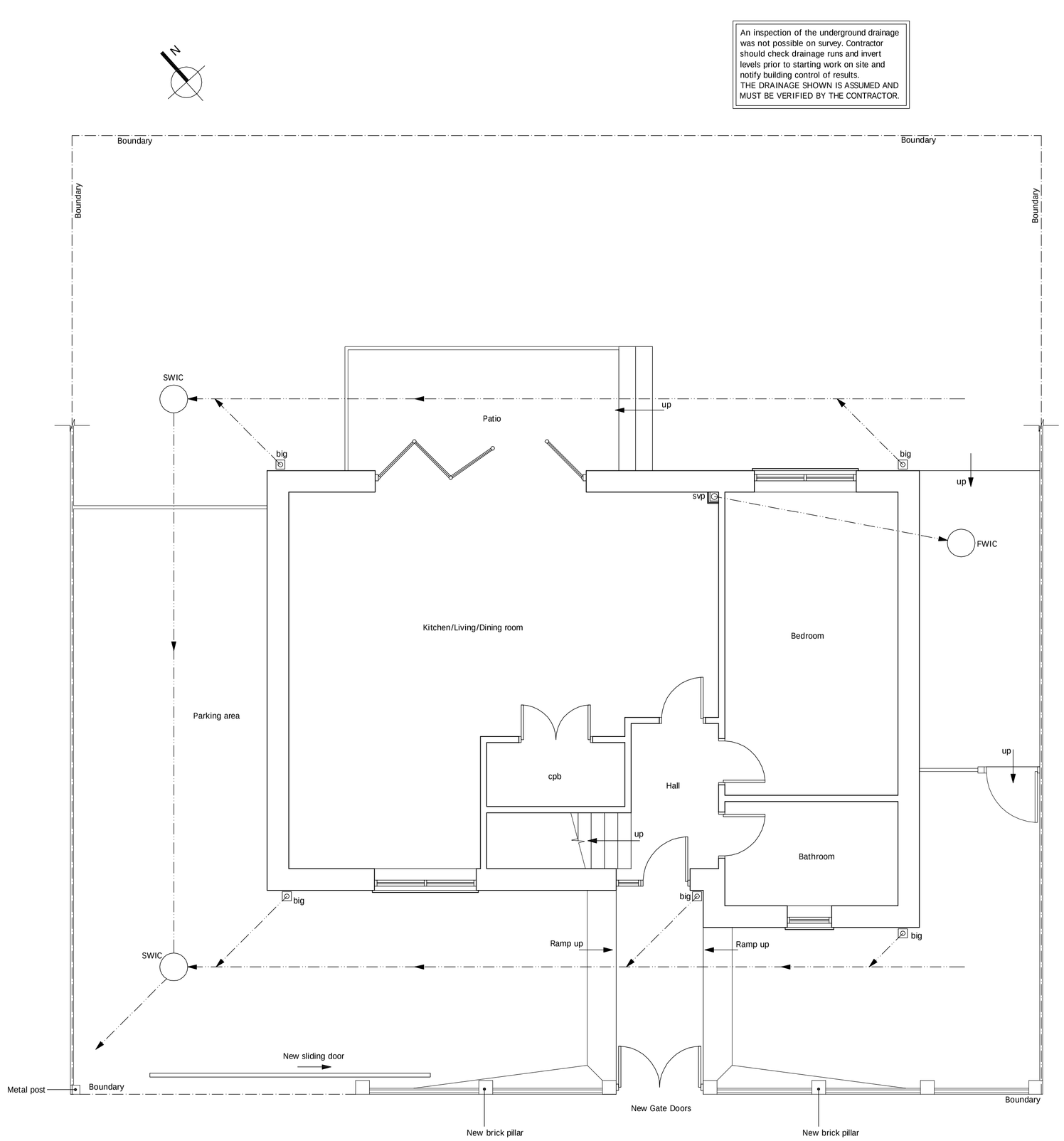


EXISTING SIDE ELEVATION
scale 1:100



EXISTING Adj. SIDE ELEVATION
scale 1:100

An inspection of the underground drainage was not possible on survey. Contractor should check drainage runs and invert levels prior to starting work on site and notify building control of results.
THE DRAINAGE SHOWN IS ASSUMED AND MUST BE VERIFIED BY THE CONTRACTOR.



PROPOSED GROUND FLOOR PLAN
scale 1:50

1:50
1m 0 1m 2m 3m 4m 5m

1:100
2m 0 2m 4m 6m 8m 10m

© This drawing and the works shown are the copyright of PORTICO DESIGN LTD and may not be reproduced except by written permission.

ALL STRUCTURAL ELEMENTS (such as beams, lintels, joists, rafters, columns, walls, foundations and etc.) SHOWN ON DRAWINGS ARE ONLY INDICATIVE, THEY ARE SUBJECTED TO FURTHER STRUCTURAL ENGINEER's CONSIDERATION.

GENERAL NOTES:
1. All dimensions and locations are indicative only and are subject to verification on site. The contractor to set out, check and co-ordinate all dimensions on site during the course of the works and prior to setting out of site. This drawing to be read in conjunction with all other Architect's and Engineer's drawings, Structural Engineers calculations and any specialist supplier's drawings.
2. Any discrepancies found in this drawing are to be notified to the homeowner is responsible and should—
Planning Departmentte & that they are the current revised drawings before any works start on site.
3.Inform the Building control department that the works are about to commence on site after receiving an approved decision from planning / building control in writing for your proposed works.
3. Verify boundary lines & ground conditions including checking positions and new connections of all gas, electrical, water & other services drainage act, within the site prior to the commencement of the development. The homeowner is responsible for ensuring that the works do not encroach on neighbouring land or checking land ownership even if drawings have been approved by the planning and building control departments. If uncertain a land search should be carried out by the homeowner/contractor.
4. Portico Design are not responsible for builders changing design methods from proposed works. The client is to ensure that the builder carries out the works as detailed on the proposed drawings. Do not scale.
5. Owner is responsible for purchasing construction materials and ensuring correct engineering design costs for any additional structural design change on site from the start to end of building works requested by building control or any other third party's instruction during building works.
6. Request a copy of the Party Wall Award where works affect party wall or invoke excavations within 3 meters of adjoining buildings or building over a public sewer. (clients responsibility)
7. Where works involve demolition to ensure that all elements of the building and structure affected by the demolition are adequately supported at all times and adequate temporary supports are in place. Do not scale off this drawing use the dimensions only for construction.
8. Works carried out under a building notice or prior to approval of drawings are at the contractors/owners risk. (all Portico Design drawings must be approved before works commence). Builders building without plans being approved by planning & building control may be subject to enforcement action, which may result in alterations or demolition.
9. Any discrepancies, either between written and site dimensions or between this drawing and other consultant's or suppliers drawings, should be brought to the immediate attention of Portico Design before executing the structural, drainage, mechanical and electrical works. Any variations from the approved drawings must be notified to the building control body. If work on site then this will need to be brought to Portico Design attention straight away before works commence and purchase of materials be made so an alternative design can be researched and approved by building control or the engineer before works can commence.
10. All of Portico Design structural designs are subject to footings being 1m deep, if excavations are found to be shallower than 1m deep then it is the duty of the builder to establish the existing foundation type and building control will need to advise on a different method of construction. If revealed by building control engineer a raft or piled foundation, then this will be an additional cost to the project and not part of Portico Design quotation.
11. All wall's which have been designed to be removed on plans are to be checked on site by building control inspector/builder for load bearing or non-load bearing status before purchase of steel's, if non-load bearing then steel's should not be ordered. No refund or claim can be given against Portico Design on the design/materials charged for these steel's.
12. All drainage connections is assumed & is subject for approval by Thames Water, all new drainage connections, foul and surface connections should be approved by thames water before works commence.

THIS DRAWINGS CONTENT INCLUDING NOTES IS BOND TO SIGNED AGREED CONTRACT BETWEEN CLIENT & PORTICO DESIGN LTD

OTHER NOTES:
All new proposed roof and wall finishes on this drawing to match existing materials. All new proposed skylights to be fitted with flush fitting roof windows, unless otherwise stated. Where any windows in the proposed elevations drawings are designated to be obscure glazed, either property's are designated to be non -viewing and of obscure glazing, for a permitted development loft design the dormer designed on this drawing is set back from the eaves by 200mm, this note is a confirmation that it is designed this way. All works to be carried out in accordance with the latest appropriate codes of practice and to comply with current building regulations.

An inspection of the underground drainage was not possible on survey. Contractor should check drainage runs and invert levels prior to starting work on site and notify building control of results. ALL DRAINAGE SHOWN IS ASSUMED AND MUST BE VERIFIED BY CONTRACTOR.

TOTAL: This sketch has been created by Portico Design and has the "latest" only to those persons who have been party to the design process. All works including person working hours for this drawing has been made, no refund will be allowed or claim made of drawing and any other drawing's relating to this project for whatever reason can be made against Portico Design. Portico Design Ltd. hold full copyright of this material and have the full right to control the use of it. Any unauthorised use of this material will be considered a breach of copyright and will be dealt with accordingly. Should against them, client accepting these terms has agreed on all the above by signing contract between both party's and understands that no refunds can be given.

PRINT @ A3 SHEET SIZE

DRAWING STATUS	PLANNING		
REV.	DATE	NAME	DESCRIPTION

PORTICO DESIGN LTD
127-129 Turnpike Lane,
Hornsey,
London,
N8 0DU
020 8342 8289

SITE ADDRESS
63 WOODFIELD WAY, NEW
SOUTHGATE, LONDON, N11 2NR

DRAWING TITLE
EXISTING and PROPOSED DRAWINGS

DRAWN AT HEAD OFFICE	DRAWN BY
SCALE as shown @ A3	29. MAY. 2024
DRAWING No. 01.	REVISION C